

Let's Talk Plants!

Newsletter of the San Diego Horticultural Society

May 2011, Number 200

The Alchemy of Plants & Gardens

SEE PAGE 1


GOING WILD WITH THE NATIVES
PAGE 4

TREE PRUNING FOR SIZE CONTROL
PAGE 5

GARDEN TOURS IN MAY
PAGE 6

ALTA VISTA GARDENS CYCAD GARDEN
PAGE 7

SCIENCE FAIR WINNERS
PAGE 10




**SAN DIEGO
HORTICULTURAL
SOCIETY**

On the Cover: Native plants in garden designed by Bob Perry

SPRING GARDEN TOUR

Photo: Scott Borden



This photo shows a small part of the fabulous mosaic by homeowner Eloise Lao at the wonderful garden she and husband, Dan Kinnard, shared with about 300 people during our March 23 garden tour. See article on page 7.

Photo: Lucy Warren



The Helms garden was designed by member Scott Spencer just three years ago. This sculpture is by owner Jim Helms, and is one of many by him (and others) to grace his handsome landscape.

SDHS SPONSOR ↓

**GREEN THUMB
SUPER GARDEN CENTERS**

1019 W. San Marcos Blvd. • 760-744-3822
(Off the 78 Frwy. near Via Vera Cruz)

- CALIFORNIA NURSERY PROFESSIONALS ON STAFF
- HOME OF THE NURSERY EXPERTS • GROWER DIRECT

www.supergarden.com

Fresh Spring Savings!




WITH THIS VALUABLE **Coupon**

\$5⁰⁰ OFF
Any Purchase of \$30⁰⁰ or More!

OR

\$10⁰⁰ OFF
Any Purchase of \$50⁰⁰ or More!

- Coupon not valid with any sale items or with other offers or coupons
- Coupon may not be used towards purchase of gift certificates
- Must present printed coupon to cashier at time of purchase
- Offer does not include sod • Limit 1 coupon per household
- Coupon expires 5/31/11 at 6 p.m.








In This Issue...

- 2 Important Member Information
- 3 To Learn More...
- 3 Our 200th Newsletter
- 3 From the Board
- 4 The Real Dirt On... Theodosia Burr Shepherd
- 4 Going Wild With The Natives: *Abutilon palmeri*
- 5 Trees, Please
- 5 Master Gardener Plant Sale
- 6 Book Review
- 6 Community Outreach
- 7 The Alta Vista Gardens Cycad Garden
- 7 Portland Garden Tour
- 7 Spring Garden Tour Thanks, Everyone!
- 8 Welcome New Members!
- 8 Discounts for Members
- 8 What's Up At San Diego Botanic Garden?
- 10 The Ayes of March: Science Fair Winners
- 11 *Pittosporum undulatum*: The Story Continues
- 13 Free Workshops
- 14 Sharing Secrets
- 16 Save \$\$\$ When You Join San Diego Botanic Garden
- 17 Best Trees for San Diego
- 19 April Meeting Report

INSERTS: Calendar/Resources/Ongoing Events

COVER IMAGE: May speaker Bob Perry designed the cover garden of California native plants. Come to his lecture to learn more about creating an inspiring garden of your own.

The San Diego Horticultural Society

MEETINGS

The San Diego Horticultural Society meets the 2nd Monday of every month (except June) from 6:00pm to 9:00pm at the Surfside Race Place, Del Mar Fairgrounds, 2260 Jimmy Durante Blvd. Meetings are open and all are welcome to attend. We encourage you to join the organization to enjoy free admission to regular monthly meetings, receive the monthly newsletter and numerous other benefits. We are a 501(c)(3) non-profit organization.

MEETING SCHEDULE

5:00 – 6:00 Meeting room setup
6:00 – 6:45 Vendor sales, opportunity drawing ticket sales, lending library
6:45 – 8:30 Announcements, Hot Hort Picks, speaker, opportunity drawing
8:30 – 9:00 Plant display; vendor sales, lending library

MEMBERSHIP INFORMATION

To join, send your check to: San Diego Horticultural Society, Attn: Membership, P.O. Box 231869, Encinitas, CA 92023-1869. Individual/one year—\$30, two years—\$50, five years—\$120; Family/one year—\$35, two years—\$60, five years—\$140; Group or Business/one year—\$50; Students/\$16 (w/proof of enrollment); Contributing/\$90 or more; Life/\$700. For membership questions contact membership@sdhortsoc.org or or Jim Bishop at (619) 293-0166.

FUTURE MEETINGS & EVENTS 2011

- May 21** Coffee in the Garden, Olivenhain – Jennifer Axelrod
- June 10 to July 4** San Diego County Fair – Visit the SDHS display garden
- June 13** Special Event for SDHS Members at the Fair Flower & Garden Show from 5:45-7:45 pm
- July 11** Maureen Gilmer on Plant Tales of Early California

www.SanDiegoHorticulturalSociety.org

Next Meeting: May 9, 2011, 6:00 – 9:00 PM

Topic: BOB PERRY ON “THE ALCHEMY OF PLANTS AND GARDENS: SOURCE OF LIFE AND INSPIRATION”

Meeting is open and everyone is welcome. Admission: Members/free, Non-Members/\$10. Parking is free.
Meeting Place: Del Mar Fairgrounds, Surfside Race Place, Del Mar; Info: (760) 295-7089

We are delighted to welcome Bob Perry, a recognized expert in landscape plants and fascinating speaker about water conserving garden design. Bob will discuss the world of plants and gardens as a source of endless discovery and wonderment. Foremost are the ways plants sustain life on this planet and how they can inspire a rich array of thoughts and ideas in garden design. He says, “it is often while sitting in a garden that the beauty and quiet expressions of plants guide us into a state of contemplation and peace. Alchemy often comes to mind to explain these qualities of plants and gardens. Listen to insights and see images that celebrate the abundant gifts of plants and gardens.”

Bob has recently written and published *Landscape Plants for California Gardens*, a comprehensive color illustrated planting reference for professionals and serious gardeners alike. Many ideas and photographs in this book come from his extensive travel throughout California and observations of plants. He is a Professor Emeritus of Landscape Architecture at Cal Poly Pomona. Since 1972 he has taught in the UCLA Extension Program in Landscape Architecture, Landscape Architecture studies at USC, and Landscape Architecture at Cal Poly University, Pomona, CA. He is also a Fellow of the American Society of Landscape Architects.

To learn more visit landdesignpublishing.com (where you can download part of his book for free!), and see page 3. ☞



The Mission of the San Diego Horticultural Society

is to promote the enjoyment, art, knowledge and public awareness of horticulture in the San Diego area, while providing the opportunity for education and research.

ESTABLISHED SEPTEMBER 1994

SDHS BOARD MEMBERS

Jim Bishop – Membership Chair, First Vice President

Judy Bradley – Co-Chair-Program Committee

Mark Collins – Finance/Budget Committee

Carol Costarakis – Member at Large

Julian Duval – San Diego Botanic Garden representative

Neal King - Member at Large

Susan Oddo - Publicity Coordinator

Ida Rigby – Tour Coordinator

Susi Torre-Bueno – President, Newsletter Editor

Cathy Tylka – Treasurer, Chair-Budget & Finance Committee

Paula Verstraete – Volunteer Coordinator

Don Walker – Past President

Lucy Warren – Secretary, Liaison to H&G Shows

Let's Talk Plants!, the newsletter of the San Diego Horticultural Society, is published the first Monday of every month.

Editor/Advertising: Susi Torre-Bueno; (760) 295-7089; newsletter@sdhortsoc.org

Calendar: Send details by the 10th of the month before event to calendar@sdhortsoc.org.

Copyright ©2011 San Diego Horticultural Society, Encinitas, CA. All rights reserved. Not to be reproduced by any means for any purpose without prior written permission.

BECOME A SPONSOR!

Do you own a garden-related business?

SDHS sponsorships have high recognition and valuable benefits, including a link to your website, discounts on memberships for your employees, and free admission to SDHS events. This is a wonderful way to show your support for the SDHS. Sponsors help pay for our monthly meetings, annual college scholarships, and other important programs. Sponsorships start at just \$100/year; contact Jim Bishop at sponsor@sdhortsoc.org. Sponsors are listed on page 8; those with ads in the newsletter have the words SDHS Sponsor above their ads. We thank them for their extra support!

Important Member Information

VOLUNTEER NEEDS:

1 - SAN DIEGO COUNTY FAIR DISPLAY GARDEN

Each year the SDHS and San Diego Botanic Garden (SDBG) have volunteer Horticulturists of the Day to staff our respective display gardens at the San Diego County Fair Flower & Garden Show, and we'd love to have you participate. Read more about our display garden at the Fair on page 3. You'll answer questions about both our display gardens, about other gardens at the Fair, plus general garden questions (to the best of your knowledge). The Fair runs from June 10 to July 4. There will be handouts to help you with this, and we'll be doing a training on Monday, June 13th at the Fair. To learn more and to volunteer for a shift please contact Pat Hammer, SDBG Director of Operations, at phammer@sdbgarden.org.

2 - MEMBERSHIP COMMITTEE

Express your outgoing nature by meeting new people in a very friendly setting! The membership committee welcomes more members to increase our hospitality toward new members and in attracting new members. Be a greeter at meetings, visit nurseries and provide membership brochures for their customers, or help with coffee in the garden events. Contact Jim Bishop at (619) 293-0166.

THANKS SO MUCH!



Thanks to Linda and Sam Bresler for hosting our April Coffee-in-the-Garden at their delightful Poway garden. We'll post a photo of this garden in the June newsletter.

If you haven't attended one of our Coffee events yet, try to register for the next one on May 21 – they're lots of fun and a great way to meet up with other SDHS members in a relaxing garden.

See page 16
to order your
SDHS nametag

SDHS SPONSOR ↓



SAN DIEGO'S LARGEST WHOLESALE NURSERY OPEN TO THE PUBLIC

Over 500 Acres of Plants & Landscaping Materials from Saplings to Specimens

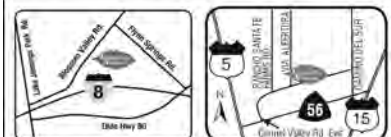
Buy Direct from the Grower and Save!



Best Quality Soils
Bagged for convenience or in bulk for pick up; delivery available

- ♦ Amended Top Soil
- ♦ Planter Mix
- ♦ Sand
- ♦ 3/4" Gravel
- ♦ Fill Dirt
- ♦ Decorative Bark
- ♦ Fine & Coarse Ground Cover Mulch
- ♦ Decomposed Granite

See our web site
www.evergreennursery.com



BLOSSOM VALLEY
Coming Soon!

CARMEL VALLEY
13650 Carmel Valley Rd.
(858) 481-0622



OCEANSIDE
3231 Oceanside Blvd.
(760) 754-0340

Spring/Summer Hours
Monday-Thursday... 7:30am-5:00pm
Friday-Saturday 7:30am-6:00pm
Sunday..... 9:00am-5:00pm

To Learn More...

DRY GARDENS

By Ava Torre-Bueno

LA Times has a feature in the Home and Garden section called The Dry Garden. Here are some of their recent articles:

http://latimesblogs.latimes.com/home_blog/dry-gardening/

Put the words "dry garden" into Google Images to see many pictures of dry gardens including very dry Zen rock-and-sand gardens.

To see the desert garden in Balboa Park, go to:

<http://www.soenyun.com/Blog/2009/01/11/balboa-parks-desert-garden/>

or <http://www.balboapark.org/in-the-park/desert-garden>

and put the words "desert garden" into Google Images for more great pictures of all kinds of desert gardens.

Here's a blog about Outsider Art in the Desert Garden:

<http://www.moplants.com/blog/?p=412>

and here's a picture from the Desert Botanical Garden in Phoenix that combines art and gardening:

<http://www.flickr.com/photos/indyagent/3162689722>

Back to plants! The Huntington Library has a newish desert garden that's worth a trip up there:

<http://www.huntington.org/huntingtonlibrary.aspx?id=494>

Here are some practical suggestions for your own dryland veggie garden:

<http://www.growveg.com/growblogpost.aspx?id=88>

And because all gardening where we live will become dryer each year due to global heating, it is best to look NOW at how to husband the little water we get for our gardens:

<http://www.harvestingrainwater.com/>

Member Ava Torre-Bueno is a psychotherapist in private practice and the organizer of Gardeners 4 Peace. This group of volunteers is helping to create a peaceful, organic, permaculture garden at the San Diego Friends Center. To learn more contact Ava at gardeners4peace@hotmail.com and visit sandiegofriendscenter.org/volunteers.htm.

Our 200th Newsletter

By Susi Torre-Bueno



Since our founding the monthly newsletter has been a source of information and, I hope, inspiration for our members. With this milestone 200th issue I'd like to recap the history of this important member benefit, in which I strive every month to bring you useful resources and news relevant to local gardening concerns.

In September 1994 Diana Goforth produced our first newsletter, a formidable task that she accomplished with great skill for the next two years. It

From The Board

By Susi Torre-Bueno

NEED YOUR INPUT

Please give us your input for future meetings. The Program Committee has started planning for 2012 and would like your ideas for topics and/or speakers you would enjoy hearing at future monthly meetings. Please take a few minutes now to email Program Committee co-chair Judy Bradley by May 6th with your suggestions at judybradley@san.r:com.

Also, what kinds of workshops would you enjoy? When I announced a Pebble Mosaic Workshop we had 2/3 of the spaces filled in a couple of hours! Our workshop on Hypertufa Container Making sold out in 36 hours! We'd love to offer you more tempting workshops. Some possibilities are: planting succulents in containers, irrigation basics, pruning trees, plant propagation, and using native plants. Send an e-mail to me (at info@sdhortsoc.org) about workshops you would attend and if you have someone in mind to teach the workshop. And if you'd like to be part of the action and can help organize workshops and other activities, tell me to add your name to the Events and Outreach committee – it's a great way to share your expertise and enthusiasm with other members.

SEE US AT THE FAIR

It's that time of year again... three of our very talented landscape designer members are putting the finishing touches on the large display garden that we're doing for the Flower & Garden Show at the San Diego County Fair (open June 10 to July 4). Marilyn Guidroz, Jim Bishop, and Vero Boyer have been working on a design that will beautifully showcase exceptional – and accessible – garden ideas. It'll incorporate lessons learned from our speakers over the last two years: rainwater harvesting bioswale, native plants, veggies, pebble mosaic rug, living wall, art from recycled materials, exotically-decorated garden retreat, dozens of water-thrifty succulents and other fascinating plants, and much more.

For the first time we are partnering with the San Diego County Water Authority, which is co-sponsoring this year's display garden designed to be an artistic WaterSmart landscape anyone would love to have in their own backyard. In addition to funding and valuable printed material, the Water Authority will provide a talk for our Horticulturists of the Day on why water-efficient landscapes are vital to San Diego County, even after the rare rainy winter we had this year. Pat Hammer is recruiting Horticulturists of the Day – see page 2 for details about this exciting outreach effort. We will have a lively training session on Monday, June 13 from 5:00 – 5:45pm at the Fair's Flower & Garden Show.

Also on June 13, instead of a regular meeting we'll have a SDHS members-only special event at the Fair Flower & Garden Show from 5:45-7:45pm. Parking will be free, and because the Fair is closed to the public that day we'll have the outdoor display gardens all to ourselves. Watch for info about this fun event in the June newsletter. ☘

The Real Dirt On...

THEODOSIA SHEPHERD

By Linda Bresler

Theodosia Burr Shepherd (1845-1906) was born in Keosauqua, Iowa, to Augustus Hall, a lawyer who later became Chief Justice of Nebraska, and his wife, Ellen. Theodosia married W.E. Shepherd in 1866. In 1873, at age 28, with her husband and four children, Theodosia moved for her health to Ventura, California.

At the time, Ventura was a sleepy little town with Indians and Mexicans. Theodosia's husband, a respected lawyer, served the poor of the area who often could not afford to pay him. This meant that the family needed extra income.

To earn some money, Theodosia first sold crafts to residents and tourists. In 1881 she sent a package containing a few choice flower seeds that were grown in the open to Peter Henderson, a seedsman in New York. He encouraged her to grow seeds and flowers in the mild Ventura climate. Beginning with a piano crate turned into an impromptu greenhouse, Theodosia began building up a flower seed business.

By 1884, she had established the Theodosia B. Shepherd Company, which grew seeds and bulbs. Theodosia had eight acres under cultivation by 1892, and was sending seeds to customers in the East, and even in Europe. The business annually issued a retail catalogue and two wholesale lists. It was incorporated in 1902.

In her nursery and seed business, Theodosia developed a number of "ground-breaking" plants. These included new varieties of shrubby begonias, a tea rose called 'Oriole' with orange flowers, improved varieties of cosmos, nasturtiums, California poppies, and Superbissima petunias. She was also active in the development and promotion of calla lilies, Mexican orchids, and cacti. Her nursery became a major tourist attraction in "Ventura-by-the-Sea." Theodosia's daughter, Myrtle Shepherd Francis, worked with her, and later continued many of these horticultural activities for some years following the death of her mother. You can get seeds for her Superbissima petunias, with blooms up to 6" wide, from Thompson & Morgan (www.tmseeds.com).

Theodosia wrote and lectured on plant life, her hybridization work, and her success in the seed industry. She is remembered as the first woman on the Pacific Coast to enter the nursery trade, and today is considered a pioneer of seed culture in California.

Today, new garden activity is going on at the site of her original Ventura nursery. COLOR is a gay-straight alliance whose mission is to build and serve a community in which all people have the liberty to dream and the opportunity to realize their dreams while earning and maintaining respect. They are organizing a community garden on what "was the former site of the Theodosia Burr Shepherd Seed Farm. We're restoring the land back to its original use, except we'll be farming for food, not seeds and flowers." For more info visit <http://vccolor.org/COLORGardens.aspx>.

Member Linda Bresler is a certified landscape designer living in Poway. She specializes in drought-tolerant, low maintenance designs that provide four-season beauty. 🌿

Going Wild With The Natives:

ABUTILON PALMERI

By Pat Pawlowski

There is a special kind of beauty in Palmer's abutilon (*Abutilon palmeri*).

"What the heck is abutilon?," you might ask.

Well, it's not a very commonly known plant; you probably won't find it at a typical garden store. Most likely you'll have to make a trip to a specialty nursery – one that carries lots of California native plants. But it's worth a special trip, and here's why:

The sight of a full-grown Palmer's abutilon in bloom can only be described as AWESOME.

The flower color, the flower color!

When I was attending San Diego State University some years ago, running (literally) a bit late, I was stopped in my tracks by the sight of a 5' x 6' Palmer's abutilon in full bloom. The cup-shaped flowers were a richer-than-rich yellow, with hints of apricot.

Hot stuff!

Picture those impossibly glowing golden – ooh – flowers on silvery blue green pettable leaves, and you'll get the idea.

Pearable? Leaves?

Yes, impossibly soft, voluptuously strokeable leaves. You won't need to get a pussycat.

In our sometimes too-garish world, abutilon leaves soothe and please the eye. And think of it – those velvetlike leaves are evergreen. During bloom season, which can occur off and on throughout spring and summer and even winter in my yard, the plant excites the eyeballs by producing those rich golden flowers.

Yet, with all this beauty, planting an abutilon can also be a practical enterprise: It doesn't need a lot of water, but it does appreciate well-draining soil. It is a fast grower; in case you are in a hurry. It likes sunshine but accepts some shade inland.

It doesn't take a lot of effort on your part. No shaping is needed since it will form a well-rounded bush all by itself. The unobtrusive tiny fruits that eventually form quickly dry up; I just leave them alone and they eventually fall off.

Last but not least, it attracts beneficial insects, which we all know is of great benefit to ourselves and the entire ecosystem. One particular insect visitor is the Arizona powdered-skipper, which admittedly is uncommon in San Diego proper, but you never know for sure when one might show up. (Skippers are kind of a cross between a butterfly and a moth.)

Palmer's abutilon belongs to the mallow family and occurs naturally in desert-like areas of San Diego County. But, you might ask, who was Palmer anyway? Well, naturally it has to be complicated. Research on various websites, including those of respected botanical gardens and universities, provides two different persons as the basis for the moniker palmeri: Prolific plant collector Dr. Edward Palmer; and plant explorer Ernest Jesse Palmer. Take your pick. As we know, the internet

Continued on page 13



Trees, Please

TREE PRUNING FOR SIZE CONTROL

By Tim Clancy

[Note: We welcome Tim Clancy's contribution to this monthly column; he'll be sharing writing duties with Robin Rivet.]

When is the best time to prune my tree? That is one of the most common questions asked of arborists.

The answer I always give comes in the form of a question: "What are you trying to accomplish?" This often leads to a discussion on why pruning is needed at all. One reason that is often given is to control a tree's size. **NOTE:** This article does not apply for most conifers.

Does your tree have the potential to get too close to your house or chimney? Maybe you want to maintain a view. Perhaps you need access to part of your property. Is that one branch just casting too much shade on your vegetable garden? There are many reasons to prune for size control, and as with many things in life timing is the key.

In the spring, as trees make buds that then become foliage, the tree is using stored energy. This energy is the result of photosynthesis, that wondrous process that turns sunlight into sugar. This energy is then used to make tree parts.

Trees respond to pruning in fairly predictable ways. After pruning the tree usually attempts to re-foliate itself by activating dormant buds. The tree's "plan b," so to speak. If the pruning is done in late summer the response will be great amounts of growth. That's because the tree has been refilling its energy reserves during the previous weeks. This energy is then used to make more new tree parts and the process starts anew.

There is, however, a time when the tree will not produce as much new growth. That's after the new leaves have formed and are open and for the most part have reached their mature size. It's also before there has been any growth in length or shoot elongation.

Pruning at this time will result in a less vigorous growth response. This is because the tree has used much of its energy in the production of the new foliage and hasn't had the time to replenish the energy reserves through photosynthesis.

This pruning strategy uses what is known as the *phenophase* of the plant. Phenophase is a fancy way to say growth cycle. By observing the growth cycle you can become familiar with what your tree does at various times of the year and then plan accordingly. I once cared for a tree collection that included 26 evergreen ash (*Fraxinus udehi*). Even though they were the same species they differed in their phenophase activity by as much as six weeks. Some would be fully leafed out while others were just starting leaf expansion.

If size control is your objective, watch your tree(s) grow this spring and just after the leaves expand and mature you or your contractor can get to work.

Book Recommendation: *A Natural History of Conifers* by Alios Farion. If you consider yourself more than a casual fan of conifers you'll find this book a delightful read. The author is well-versed on his topic and writes well. This book is also full of great pictures. The San Diego County library has two copies available for loan.

Member Tim Clancy is an International Society of Arboriculture Certified Arborist #WE-0806A. Tim welcomes comments and questions and can be reached at treemanagers@gmail.com.

Shop For Plant Bargains and Handcrafted Garden Items at the June 18 Master Gardener Plant Sale

By Mary James

Garden enthusiasts, whether seasoned or novice, won't want to miss the Master Gardener Plant Sale on Saturday, June 18, in Balboa Park. The annual event – bigger and better than ever – will be held from 10 a.m. to 3 p.m. in Room 101 and the patio of Casa Del Prado.

As with past sales, shoppers can expect a wide variety of plants priced below retail. Many were propagated by Master Gardeners, while others were donated by specialty growers and collectors. Plants for sale will include a wide variety of annuals, perennials, succulents, heirloom and unusual vegetables, staghorn ferns, bromeliads and other plants for home landscapes.

Master Gardeners will be available to help customers with plant selection and provide growing information.

In addition, the Master Gardener Marketplace will offer a variety of garden-related items such as wooden and gourd birdhouses, arm-protecting gauntlets, tool sharpeners, and crystal totems, all handcrafted by Master Gardeners and sure to appeal to the most discriminating shopper.

Plant and merchandise details and updates will be posted as the sale nears on the Master Gardener web site, www.mastergardenerssandiego.org and the MG facebook page.


Horticultural and pest control advice also will be provided by Master Gardeners on a variety of gardening subjects. Exhibits will include information on the following topics:

- Attracting birds and butterflies to your garden
- Identifying insect friends and foes in your garden
- Safe pest control
- Landscaping tips to help defend homes from wildfires
- Composting how-tos
- Tomato, avocado and citrus tree care
- Identification of invasive plants
- Sustainable gardening
- How to make your garden more drought tolerant

Park free of charge in Balboa Park lots and take the free tram to the sale. Look for details on the Master Gardener web site. Purchased plants can be held in a holding area while shoppers enjoy the park or retrieve their cars. A loading zone makes plant pick-up simple and easy.

The June issue of the MG's e-newsletter, "Dig It," will have complete plant sale information, as well as other helpful articles on plants, gardening and pest control. To sign up for the free newsletter and other Master Gardener email-alerts, visit the website and click the "Go Green" button.

Questions about the plant sale, other Master Gardener events or home gardening are answered by Master Gardener volunteers Monday-Friday from 9 a.m. to 3 p.m. on our Hortline, (858) 694-2860. 🌿



Book Review

LANDSCAPE PLANTS FOR CALIFORNIA GARDENS AN ILLUSTRATED REFERENCE OF PLANTS FOR CALIFORNIA LANDSCAPES

By Bob Perry

Reviewed by Caroline McCullagh



It's difficult to review a reference book. There's no plot or character to like or dislike. So, what to say? If I told you that this is like the *Sunset Garden Book* on steroids, would you have a picture in your mind? That's the closest I can come to comparing it to something you're likely to be familiar with.

This book, all seven or eight pounds of it, comprises 652 pages, over 2,100 plant listings – including 350 California natives – and more than 3,100 color photos. Note, however, that these are landscape plants, so no vegetables are included in spite of the new movement to include vegetables in the landscape.

Other reviewers are lavish in their praise. (Yes, I checked) The *L.A. Times* called this, "the ultimate book on landscaping for California." High praise, indeed, and they may be right.

Perry writes that he has two goals. First he wants to provide a comprehensive illustrated reference of plants commonly grown. Second, he wants to provide information and guidelines to support water conservation.

The first section is on plant climate zones and water estimates. This is the most technical part of the book. It's a unique tool that requires a little time to master, but it's worth it. The standard advice is to group plants by water needs. Fine if you have an accurate picture of what the water needs are, but it's often difficult to get realistic information. I won't try to explain his system in this short review, but it looks like the tool we've all been waiting for.

He follows that with section two, plant lists; section three, plant palettes; and section four, the compendium of plants. We'll probably be most interested in Mediterranean and Southwestern palettes in Irrigation Group II – reduced summer water. The *Sunset* book has more plants, but that book covers thirteen states and two Canadian provinces, so there's a lot of information not useful to us. Perry's listings are only of California plants and are more comprehensive than *Sunset's*. Additionally, each plant species and cultivar has one or more photos.

Author Perry, who will be speaking on May 9, is a Professor Emeritus at Cal Poly Pomona and a licensed landscape architect. He has two previously well reviewed books to his credit: *Trees and Shrubs for Dry California Landscapes* (1980), and *Landscape Plants for Western Regions* (1992). He self-published all three books through his company Land Design Publishing. This one is beautifully designed, well-organized, and easy to use.

Landscape Plants for California Gardens (ISBN 9605988-5-4) is hard bound, 652 pages, and includes a bibliography and index of plant names. At our May 9 meeting he'll be selling the book at an excellent discount: \$75, including tax. The list price is \$87.50, but lower prices are available on the Internet. Watch out for shipping costs, though, because it is heavy.

[**NOTE:** Sections 1-3 are available FREE as a download from the author's website: <http://landdesignpublishing.com>.]

Community Outreach

GARDEN TOURS CONTINUE TO OFFER BEAUTY & VARIETY

By Linda Johnson

Great garden tours continue throughout May; here are more in addition to the early May tours highlighted in the April newsletter:

Mission Hills Garden Walk

Saturday, May 7 ~ 10am – 4pm

Twelve gardens (!) are showcased on this tour through the heart of Mission Hills. Gardens include homeowner creations and professional designs, and showcase outdoor living, drought-tolerant gardening, water features and historic trees more than 100 years old. Proceeds benefit the club's community-related projects; tickets are \$25 in advance or \$30 day of event, and children are FREE. Enjoy musicians, artists, sales of garden art and crafts, as well as a wine reception at historic Mission Hills Nursery from 3:00 to 4:30 pm. Visit missionhillsgardenclub.org or call (619) 923-3624.

Through Garden Gates Tour in North County

Saturday, May 7 ~ 9am – 3pm

Sponsored by the American Association of University Women, Del Mar-Leucadia Branch, this tour includes five North County gardens from Cardiff to Rancho Santa Fe. Enjoy the succulent-filled garden and studio of ceramicist Laird Plumleigh, and the colorful demonstration gardens at the home of Proven Winners' owner John Rader. Proceeds benefit Tech Trek math and science programs for girls at UC San Diego, as well as other educational programs. Tickets are \$25 in advance or \$30 on event day. Visit www.aauwdelmar-leucadia.org or call 760-603-9287.

Secret Garden Tour of Old La Jolla

Saturday, May 14 ~ 10am – 4pm

Garden sites are not revealed until event day, but previous tours have included ocean-view estates, historic cottages, and designer homes and gardens. See the grand gardens of an exclusive estate as well as the grounds of one of Bird Rock's original homes. Also enjoy artists at work, music and tabletop displays by local designers. Proceeds benefit the La Jolla Historical Society; tickets are \$50 (\$40 for LJHS members). Tour-goers also can opt for a Platinum Tour that includes brunch and shuttle. Cost is \$150 (\$140 for LJHS members). Visit www.lajollahistory.org.

Historic Garden Tour of Coronado

Saturday, May 14 ~ 10am – 4pm

This unique tour features a garden originally designed and planted by San Diego horticulturist Kate Sessions, and still retains its style from eight decades ago. The site of Sessions' first nursery growing fields, Coronado showcases many trees and other plants in their fullest and most beautiful forms throughout the neighborhoods. Seven other gardens include some with historic backgrounds, a tropical landscape surrounding a classic Requa and Jackson-designed home, garden rooms and a fish pond shaded by decades-old trees. A marketplace will offer plants, garden accents and gifts. Proceeds benefit the San Diego Floral Association's educational mission; tickets are \$20 in advance or \$25 day of tour. Visit www.sdfloal.org.

Fallbrook Country Garden Tour

Saturday, May 21 ~ 9am – 3pm

Visit six Fallbrook-Bonsall area gardens to experience country gardens, container gardens, edible landscapes, succulents, a working vineyard, groves, pools and water features. Two of the gardens replaced those destroyed in the 2007 wildfires and both incorporate items salvaged from the rubble. Also, shop for garden items, art and used books. Sponsored by the Fallbrook Garden Club, proceeds benefit local scholarship programs. Tickets are \$20 or 2 for \$35, sold on tour day from 9 am to 1 pm at the Fallbrook Historical Society, 260 Rockycrest Rd., Fallbrook. Visit www.fallbrookgardenclub.org.

The Alta Vista Gardens Cycad Garden

By Bryan Morse



Photo: Rachel Cobb

The Cycad family members are prehistoric plants, the biological descendants of their Jurassic period (200-150 million years ago) ancestors. In 2007, Alta Vista Gardens was given a substantial collection of Cycads by Bonnie McIlvaine from the estate of Hubert Charles de Monmonier, who passed away on March 7, 2007. The estate created quite a stir, with an additional bequest made to the University of Arizona in Tucson of 871 mineral specimens and rare books valued at \$7 million.

The donation to Alta Vista Gardens (AVG) included an *Encephalartos woodii*, considered to be the rarest plant on the planet. AVG was young at the time and desperately in need of funding. The Board had been offered \$50,000 for the *E. woodii*, and so with sadness voted to sell the prize specimen. AVG needed the funds to install a fence around the Gardens to provide security for the eventual planting of the rest of the collection.

Since the site had not yet been fenced, AVG decided to box the Cycads to allow them to mature before planting them in their eventual home. In 2010 the process of installing them began around (and below) what would one day become the home of the AVG Labyrinth. Board member and avid Cycad collector John Voss had been adding his private collection to our original bequest from Mr. Monmonier, and as a result our collection had been expanding rapidly. John worked hand in hand with board president Bryan Morse to develop the vision for this Garden.

It was decided to place the blue Cycads on the rocky slope just below the western edge of the Labyrinth. This area is the Blue Cycads Garden, which is dominantly *Encephalartos* species from the harsh climate of the Cape area of South Africa. Across the way, further to the west, a collection of taller growing Cycads is grouped with a *Wollemia nobilis* (Wollemi Pine, a 200 million year old fossil from the Brisbane area of Australia), two *Bismarckia nobilis*, and a *Brahea armata*. To the south of the Labyrinth, in the upper Jungle Garden, in the shade of trees, lie two *Ceratozamia mexicana* from the Oaxaca area of central Mexico. Towering above the path are the largest of the *Encephalartos* in the collection.

To complete the Jurassic look the area is anchored by a *Metasequoia glyptostroboides* (Dawn Redwood, a fossil from the Mesozoic era about 250 million years ago) and three *Araucaria angustifolia* (Parana Pine or Brazilian Pine, another relic of the Jurassic period).

Alta Vista Gardens has been expanding rapidly. The Desert Garden has begun to be planted, the Jungle Garden is growing, and the first conifers are now in the Pan-Asian Garden. Cork Oaks have been added to the Mediterranean Garden and more Cycads are being planted every month. If you decide to come visit us, be sure to pick up a copy of our new brochure; it includes a map of the whole garden with an index of all of our art and other points of interest. For more information visit www.avgardens.org.

Bryan Morse is President of the AVG Board. He is a landscape designer and environmental artist/contractor. ☘

Portland Garden Tour

The Pacific Horticulture Society (SDHS is a sponsor of Pac Hort) offers a tour of "Portland's Extraordinary Gardens" this summer. Scheduled for July 9-14, the tour visits the best public and private gardens in this beautiful part of the Pacific Northwest. Led by Mike Darcy, host of a popular Portland radio garden show, the tour is escorted by SDHS Program Chair Judy Bradley and incoming SDHS President Jim Bishop. This exceptional tour provides exclusive access to a delightful array of private gardens and also visits some of Portland's best nurseries. To ensure a quality experience, the tour is limited to 22 participants. If you missed the SDHS 2010 Portland tour, here's your chance to go! Reservations and information from Sterling Tours, www.sterlingtoursltd.com or call 800-976-9497. ☘



Scene in one Portland garden.

Spring Garden Tour Thanks, Everyone!

For a second year in a row our Spring garden tour, "Take a Botanical Odyssey," was a great success, with over 300 participants! The gardens looked marvelous, there were exceptional plants for sale at the participating nurseries, and after a very wet week the rain held off (whew!). Many thanks the marvelous hosts who shared their gardens with us: Dan Townley & Nancy Mueller, Jim Helms, Wanda Mallen & Gary Vincent, and Dan & Eloise Kinnard. We very much appreciate our sponsors Grangetto's, Southwest Boulder & Stone, and Botanical Partners, and the other businesses that also offered special discounts to tour attendees: Pura Vida Tropicals, Garden Glories, Buena Creek Gardens, Briggs Tree Company, and KRC Rock.

This outstanding event wouldn't have been possible without the enthusiasm and dedication of Tour Coordinator Ida Rigby. She worked with Tour Committee members to put together a terrific experience. Thanks to Jim Bishop, Karen Cassimatis, Doris Engberg, Anne Fletcher, Gabrielle Ivany, Dannie McLaughlin, Sue Ann & Bill Scheck, Dawn Standke, Nancy Woodard, and Jim Wright.

Paula Verstraete did a swell job of coordinating the volunteers during the tour. Hats off to Annette Beaty, Lisa Bellora, Jim Bishop, Kathryn Blankinship, Scott Borden, Alyson Breathed, Pat Crowl, Connie Forest, Pat Huff, Gabrielle Ivany, Tami Joplin, Patti Keyes, Hilda & Neal King, Dannie McLaughlin, Susan Morse, Don Nelson, Pat Pawlowski, Jim & Ann Peter, Ann Pike, Barbara Raub, Ida Rigby, Cynthia Stojeba, Cathy Tylka, Pam Valliant, Marcia Van Loy, Lucy Warren, and Nancy Woodard. ☘

Welcome New Members!

We now have over 1300 members! Hope to see all of you at upcoming meetings. We encourage you to become active participants and share in the fun; to volunteer see page 4. A warm hello to the following folks who have joined recently:

**We welcome
The Wishing Tree Company
as our newest sponsor –
see ad on page 11.**

Sandra Beach	Lydia Megowan
Verl & Karen Brown	Maily Nishiguchi – see page 10
Cachuma Press	Riley Nolan – see page 10
Delaine Davis	Kathryn Parker
Jennifer Harris	Stella Ramos
Phil & Rachel Hunter	Stephen Schuster
Samhita Ilango – see page 10	Donna Tylor
Sherrill Leist	Vance White
Ann Maioroff	
Rita McConn-Stern	

NEW ADVERTISERS:

The Wishing Tree Company, PAGE 11
Cachuma Press, PAGE 20

HORT BUCKS ARE GREAT!

Kudos to the members below who brought in new members in 2011 and as a result got Hort Bucks worth \$5 towards raffle tickets, name-tags, Plant Forum CDs or dues. To get your Hort Bucks just ask your friends to give us your name when they join.

Ann Beckett (1)	Eva Heuser (1)
Jim Bishop (1)	Barbara Komur (1)
California Mycorrhiza (2)	Paige Perkins (1)
Chris Drayer (1)	Sue Ann Scheck (1)
Kathy Esty (1)	Susi Torre-Bueno (1)
Margaret Grasela (3)	

Discounts For Members

Get a 15% discount at Briggs Tree Co. (see page 9; tell them to look up the "San Diego Hort Society Member" account).

For the Grangetto's Preferred Program discounts go to www.Grangettos.com.

Take 10% off membership fees at San Diego Botanic Garden.

SEE THESE ADS FOR MORE DISCOUNTS: Aristocrat Landscape, Barrels & Branches, Botanical Partners, Buena Creek Gardens, Cedros Gardens, Courtyard Pottery, IGS, Pacific Horticulture, Solana Succulents, Southwest Boulder & Stone and The Plant Man.

New E-Mail? New Street Address?

Please send all changes (so you will continue to receive the newsletter and important notices) to membership@sdhortsoc.org or SDHS, Attn: Membership, PO Box 231869, Encinitas, CA 92023-1869. We NEVER share your e-mail or address with anyone!

SPONSOR MEMBERS

(names in bold have ads)

Agri Service, Inc.
Anderson's La Costa Nursery
Aristocrat Landscape, Installation & Maintenance
Barrels & Branches
Botanical Partners
Briggs Tree Company
Buena Creek Gardens
California Mycorrhiza
Cedros Gardens
Coastal Sage Gardening
Columbine Landscape
Courtyard Pottery
Cuyamaca College
www.EasyToGrowBulbs.com
EuroAmerican Propagators
Evergreen Nursery
Forget-Me-Not Landscape Design
Glorious Gardens Landscape
Grangetto's Farm & Garden Supply
Green Thumb Nursery
Healing Time Books
Innovative Growing Solutions
Kellogg Garden Products

KRC Rock
LandscapingNetwork.com
Legoland California
Living Green Design Solutions
Mariposa Landscape and Tree Service
Mary's Good Snails
Moosa Creek Nursery
Multiflora Enterprises
Nature Designs Landscaping
Pearson's Gardens
Plantopia, Inc.
ProFlowers
Renee's Garden
Solana Succulents
Southwest Boulder & Stone
St. Madeleine Sophie's Center
Sterling Tours
Sunshine Gardens
www.TheMulch.com
The Wishing Tree Company
The Yard Fairy
Tree of Life Nursery
Walter Andersen Nursery
Weidners' Gardens
Pat Welsh
Westward Expos

LIFE MEMBERS

*Horticulturist of the Year

Chuck Ades* (2008)	Penelope Hlavac
Walter Andersen* (2002)	Debbie & Richard Johnson
Norm Applebaum & Barbara Roper	Lois Kline
Bruce & Sharon Asakawa* (2010)	Vince Lazaneo* (2004)
Jane Minshall* (2006)	Bill Nelson* (2007)
Tina & Andy Rathbone	
Jon Rebman* (2011)	
Peggy Ruzich	
Susi & Jose Torre-Bueno	
Don Walker* (2005) & Dorothy Walker	
Lucy Warren	
Evelyn Weidner* (2001)	
Pat Welsh* (2003)	
Betty Wheeler	

CONTRIBUTING MEMBERS

Alta Vista Gardens
Philip Tackitt & Janet Wanerka
René van Rems
Village Garden Club of La Jolla

What's Up at San Diego Botanic Garden?

RETHINK YOUR "LAWN" AND VEGETABLE GARDENS WITH WATER-WISE CLASSES AT SAN DIEGO BOTANIC GARDEN

**Reimagining the California Lawn
May 12, 7 – 8 pm**

Ready to replace your lawn with a sustainable and interesting landscape? Learn water-conserving plants, design ideas and practical solutions to create a vibrant garden in our dry climate. Speaker: Carol Bornstein, co-author of *Reimagining the California Lawn* and the award-winning *California Native Plants for the Garden*. Members \$10, non-members \$12. Register by May 9.

Grow Up Vertical: The Future of Farming • May 19, 6 – 7 pm

If you like to garden but don't like weeding, expensive water bills and pesticides, Vertical Growing is for you. Learn how to have a bounty of herbs and vegetables in a corner or even on concrete using the Grow-Up method. Great for an apartment terrace or deck and easy to install. The unit is completely self-contained with an automated watering system. Members \$10, non-members \$12. Register by May 16.

**Facelift for Your Succulent Container
May 21, 10 am – Noon**

Is your succulent container tired, overplanted or in need of a makeover? Learn ways to bring your succulent container back to life and how to keep it looking good. Can bring your planted container (15" or smaller) that needs a redo. Members \$15, non-members \$20. Register by May 18.

Build Your Own Hydroponic Summer Garden • May 28, 9 am – Noon

Learn the principles of the hydroponic wick method – a fun and easy sustainable gardening technique. You will build your own sustainable garden to take home, filled with spring veggies. Fee includes materials. Members \$70, non-members \$90. Register by May 25.

**Succulent Reproduction, A Gardener's Guide to Taking Pups and Cuttings
June 4, 10 am – Noon • Sponsored by LandscapingNetwork.com**

Debra Lee Baldwin, author of the bestselling books *Designing with Succulents* and *Succulent Container Gardens*, show you how to how rejuvenate old plants and start new ones. Learn the growth habits of succulents, and what to do when they produce offsets, become leggy, and bloom (or don't). Bring succulents in need of TLC. Members \$30, non-members \$35. Register by June 1.

For classes, register at www.SDBGarden.org/ classes or call (760) 436-3036.

**See you at our Chocolate Festival.
See our ad on back page!**

QUALITY never *grew* so good!

Briggs Tree Company, Inc.:

- Over 200 acres in production
- Full-scale ornamental nursery - flats to 4" color, shrubs, vines and trees
- Unusual plant varieties and new introductions
- Commitment to quality and service
- In-house purchasing agent
- Delivery anywhere in the continental US



San Diego
760.727.2727

briggstree.com
view our Virtual Tour

The Ayes of March: Science Fair Winners

By Al Myrick

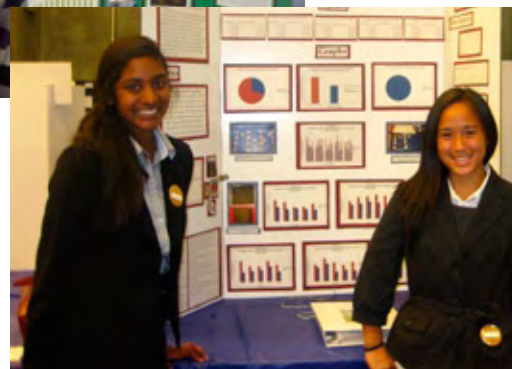
On the 23rd of March, the SDHS band of judges converged on the Balboa Park Activities Center to give their "Ayes" to two plant sciences projects that stood out from the more than 50 already outstanding botanical science entries presented at the 2011 Greater San Diego Science and Engineering Fair finals. Our team this year consisted of George Yackey, Janet Wanerka, Phil Tackill, Cindy Sparks, Dale Rekus, David Curtright (pondplants.com), Betsy Kremers, and Al Myrick.

Although our roving band identified a number of excellent projects during the judging session, we were completely blown away by two that we unanimously considered the creme de la creme! Riley Nolan, a 7th grader at Rhoades School, took our Junior Division Award for his creative study of leaf surfactants and their application in water absorption of soils. (How many 7th graders do you know who even think about such things?) Riley's project also was awarded a first place in the general judging and an opportunity to compete at the State Science Fair.

Samhita Ilango and Mailyn Nishiguchi, both juniors at Bonita Vista High School, won our award in Senior Division for their joint project that thoughtfully and meticulously experimented with the properties of Rosemary extracts as allelopaths (i.e., plant growth inhibitors). As Cindy Sparks commented to these young scientists: "Aha! So that is



Riley Nolan at the Science Fair.



Samhita Ilango and Mailyn Nishiguchi with their Fair project.

why nothing grows under my Rosemary!" The Ilango and Nishiguchi entry also received a first place award in the general judging and was recognized by Sigma Xi Society.

SDHS awards include \$100 for each winning entry, a one-year honorary SDHS family membership, and a one-year subscription to our electronic newsletter. Our invitation to the winners to present their projects and to be introduced at one of our summer monthly meetings has been accepted. Stay tuned; their projects will knock your socks off! Congratulations to our 2011 winners. 🌱

SDHS SPONSOR ↓

INDOOR GARDEN SUPPLY
ORGANICS
HYDROPONICS **New Location!**

"Help us Grow and we'll help You Grow!"



Innovative Growing Solutions
"Your Success is Our Success"


858.578.4477
 www.IGShydro.com
 5060 Santa Fe Street #D
 San Diego, CA 92109

10% discount for SDHS members

SDHS SPONSOR ↓

Southwest Boulder & Stone

10% OFF
ALL ROCK
IN STOCK!



PLEASE VISIT OUR WEBSITE FOR MAPS & DIRECTIONS.

SWB
 SOUTHWEST BOULDER & STONE

619-331-3120
 www.swbrock.com

Pittosporum undulatum: The Story Continues

By Walt Meier

After reading Alice Lowe's article in April on *Pittosporum undulatum* (Victorian Box or Mock Orange), I chuckled to myself, and thought she hasn't been to Pasadena, California. My sister lived in a two storey colonial on State Street in Pasadena. The house was built in 1900, and in the back yard was a *P. undulatum* with a trunk three feet in diameter. It towered over her house at least 30 feet. Since I was in the tree business, she hired me occasionally to trim the branches touching or hanging near the roof. This was done to keep the rats off her house.

There are many large *P. undulatum* trees around the north/south section of Orange Grove Blvd. The soils are alluvial decomposed granite – many feet deep, which the trees require. They do not like their feet being wet, as they would be in heavy clay soils. They will not grow well and usually die a slow death if planted in wet soil.



My sister was having trouble keeping the school children from passing through her yard. She yelled at them and all they said was, "Sorry," and the school couldn't do anything either. I said, "I know what to do." I placed five beehives in their passageway. Problem solved. It also stopped the neighbor boy from climbing up the rain gutter pipe to the second floor to my nephew's bedroom. When I robbed the hives right after the blooming season of the *P. undulatum* the honey was so sweet it made our teeth ache, so I gave it back to the bees.

The only drawback that I know of is that the berries will hang on until the first heavy rain, crack open and fall to the ground en masse. Inside are seeds that stick to your feet and that could be tracked into the house if the tree is in the wrong place. The berries smell like martinis.

When I was a child in New York, we did have another tree also called Mock Orange (in this case it was a *Philadelphus*) in front of our house that I absolutely adored. I used to sit on the front porch for hours sniffing that heavenly scented shrub when it was in bloom. ☺

SDHS SPONSOR ↓

Someone You Love
Deserves an Unforgettable Gift ...



this Mother's Day



The Wishing Tree Company

the unforgettable gift of a super-premium tree

www.thewishingtreecompany.com

760-753-1760

"White Birds and the Wishing Tree" © Luiza Vizoli ~ see more of her work at etsy.com

An advertisement for the San Diego Epiphyllum Society's Annual Show. The background is a large, stylized epiphyllum flower. The text is centered and reads: "Holidays with Epies" (with a basket of eggs icon), "San Diego Epiphyllum Society's Annual Show at Balboa Park", "Sale: May 14th & 15th 9am - 4pm Casa del Prado Courtyard", "Show: May 15th 11am - 4pm Room 101", "Celebrate the Holidays with SDES", and "www.SanDiegoEpi.org". There are also decorative icons of a heart, a pumpkin, and a top hat.

SDHS SPONSOR ↓

Steve & Shari Matteson's
BUENA CREEK GARDENS
Not Just a Plant Nursery. A Botanical Destination!
*Come stroll our 4-Acre Display Gardens. Have a Picnic,
 Read a Book Amongst the Redwoods or Giant Bamboo...*

Visit our website
www.BuenaCreekGardens.com
 for details about
 special activities this month

FALL & WINTER HOURS: Wed - Sat 9am to 4pm; Sun 10am to 4pm
 Closed Mon & Tues



418 Buena Creek Road
 San Marcos, 92069
 (760) 744-2810
 www.BuenaCreekGardens.com
 10% discount for SDHS members

SDHS SPONSOR ↓



NATURAL • ORGANIC GARDNER & BLOOME
 Health • Serenity Environment

Introducing our NEW OMRI Listed
NATURAL & ORGANIC FERTILIZERS
 FOR BEAUTIFUL BLOOMS & BOUNTIFUL CROPS

Whether you're starting a garden from scratch, sprucing up your planting beds, or mulching your favorite fruit tree—Gardener & Bloome has a natural and organic premium garden soil, mulch or fertilizer to help your garden reach its best potential. We've been dedicated to meeting the needs of gardeners for over 85 years by providing products you can trust.

Find out more about our NEW
 Natural & Organic Fertilizers
 www.KelloggGarden.com

OMRI Listed
 Original: Plantwise Review Institute

Available in a variety of sizes!

200th Issue Continued from page 3

was a 4- to 6-page publication on green paper, covering primarily our monthly meetings. Three months later we got our first ad, from Buena Creek Gardens (thanks, Steve Brigham!). In February 1995, Diana added a useful calendar of events.

When I became the editor in September 1996, the newsletter had grown to ten pages and was covering other SDHS activities in addition to our meetings. In April 1997, after a membership-wide name search, we named the newsletter **Horticipia**. It was now 16 pages long and included book reviews, information about garden-related activities in San Diego, and ten ads for local garden businesses.

The next major change was in August 2000, when we adopted the name **Botanically Correct** and began using the SDHS leaf logo. By now the newsletter was 20 pages long and included regular monthly columns by several members and 28 ads. A few months later the calendar was printed as an insert and we switched to white paper, except for the cover. In January 2002, we started printing the cover on high-quality green-gray paper and increased the size to what it is today: 24 pages, plus the calendar insert.

February 2003, was when the newsletter began having color covers, and for the next five years each cover featured a different image from our book, *Ornamental Trees for Mediterranean Climates*. At that time we also began using the current name for the publication: **Let's Talk Plants!**, the motto for the SDHS which was adopted in late 2002. This was also the first issue printed directly from a computer file and not from a pasted-up printout. The result was crisper text, better images, and an editor who got to sleep a little later.

In August 2005, we hired the indomitable Rachel Cobb to do all the graphic work on the newsletter, and she's always made us look our best (thanks, Rachel!). In January 2008, we started using images on the front cover related to the monthly lectures, and we also started making the newsletter available to members on our website. If you haven't tried the on-line newsletter I urge you to do so. All the images are in color; all the links are live, and you can print out just the pages you want to keep and not have to bother with storing back issues.

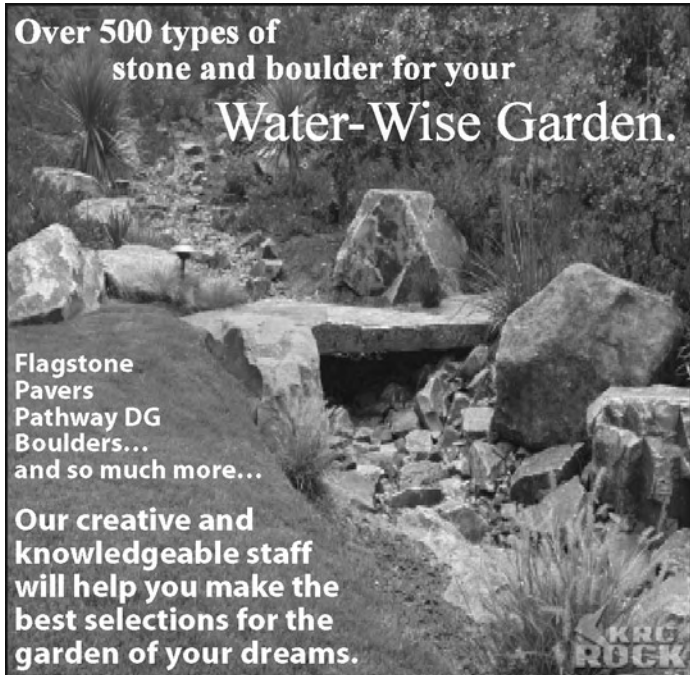
Today we're proud to have regular monthly columns by eight members, the popular Sharing Secrets column written by a great many members, and special articles on a wide range of topics in every issue. Many thanks go to all those who share their knowledge with the rest of us. The ads continue to be an essential revenue source, and we appreciate the on-going support of our advertisers – and the discounts so many of them give to our members. Our friends at Hudson Printing (www.HudsonSD.com) have always given us an excellent price and very fast service (they have just five days to print each issue).

We've been told repeatedly that our newsletter is one of the best that people have seen, and we're constantly making changes to keep it at the top of the heap. If you have suggestions for the newsletter I'd love to hear from you – send me an e-mail at info@SDHortSoc.org. 🌿




SDHS SPONSOR ↓

Over 500 types of stone and boulder for your **Water-Wise Garden.**



Flagstone
Pavers
Pathway DG
Boulders...
and so much more...

Our creative and knowledgeable staff will help you make the best selections for the garden of your dreams.



Natural Stone & Boulder Supply

San Marcos (760) 744-1036
Poway (858) 748-3953
Lakeside (619) 443-8153

1 800 KRC ROCK (1 800 572-7625) www.KRCRock.com

SDHS SPONSOR ↓

Coastal Sage Gardening
Garden Design and Maintenance
Ca. Contractor License # 920677

Water Drainage
Water Holding Tanks
Soil Analysis
Soil Amending
Mulching
Plant Labeling

619 223 5229
coastalsage.com

Free Workshops

CREATING A WATER FEATURE MAY 7

Join Southwest Boulder & Stone and Calvin of Advanced Waterscape for a water feature how-to. Beautify your yard and add the calming sound of a water feature to your home. This workshop will cover the basics of water feature installation and maintenance. This FREE workshop will be held at Southwest Boulder & Stone's San Diego yard at 10:30 am on Saturday May 7. For more information or to RSVP, visit www.southwestboulder.com, call (760) 451-3333 ext 709, or email seminar@southwestboulder.com. Please be sure to specify which workshop you will be attending."

MAKE SUSTAINABLE TREE CHOICES TO INCREASE PROPERTY VALUES MAY 16

Enjoy a workshop by member Robin Rivet, California Center for Sustainable Energy's urban forester, an ISA certified arborist and UCCE master gardener. This presentation will offer advice on choosing the healthiest trees that appreciate in value over time and how this translates into the increased value of your property. This FREE workshop is offered on May 16 from 5:30 – 7:30 pm. Register ASAP at www.energycenter.org/forestry; for more info contact Robin Rivet at (858) 634-4741 or robin.rivet@energycenter.org. Workshop address: 8690 Balboa Ave., Suite 100 Learning Center 3, San Diego.

CONTROLLING RODENTS MAY 7, 14 AND 21

Join Grangetto's Farm & Garden Supply with guest speaker Chris Mizoguchi, owner of Chris Ag Pest Control, to learn how you can control pesky rodents in your landscape. Chris will be discussing best practices and solutions for controlling these destructive pests! Light snacks and refreshments will be served during the event. To find out which rodents Chris will be discussing at each event go to www.grangettos.com. The seminar is FREE with no need to register. If you have any questions about the seminar please contact Jennifer Phelan at 760-745-4671 ext 215 or e-mail events@grangettos.com. Workshops will be held at 10:00 – 11:30 am at the following locations:

- May 7, 189 S. Rancho Santa Fe Road, Encinitas
- May 14, 1105 W. Mission Ave, Escondido
- May 21, 530 E. Alvarado St., Fallbrook ☞

Wild With Natives Continued from page 4

provides lots of information and some of it is true.

This much I can vouch for: After I spied that woo-hoo abutilon at SDSU, I knew I had to get one. So at the California Native Plant Society's sale, I did get one. You can get one too.

Then, go ahead. Pet that abutilon. I do.

Member Pat Pawlowski is a writer/lecturer/garden consultant who likes to chase butterflies...☞

SDHS SPONSOR ↓

agri
service
inc

building healthy soils

compost
mulch
soil



recycled from local greens

800 262 4167

El Corazon
Compost Facility

3210 Oceanside Blvd.
Oceanside, CA 92056
760 439 9920
www.agriserviceinc.com



SHARING SECRETS

This column is written by you, our members! Each month we'll ask a question, and print your responses the following month.

The question for this month was:

Rose lovers – how about some tips for growing great roses and then treating them properly for long vase life?

Walter Andersen wrote, "We try to keep it simple at our nurseries. All of our roses at the nursery look incredible right now. We plant all of our potted roses in SunShine Mix (green bag). We feed once a month with GroPower. We use the regular formula; if you have hard soil we would suggest the GroPower Plus; it has a wetting ingredient to help penetrate hard soils. We have been using this for over 15 years with great results. TWO times per year (Jan/Feb and June/July), we recommend Ada Perry's Magic Formula; it has many of the trace elements missing in our soils and other things to tweak the pH down. Usually a weekly spraying with Neem Oil starting about mid March will do wonders for fungus and aphids, the two major problems. (Also makes the leaves a little shinier.) My Aunt was a florist she loved recommending using plain old aspirin in the water."

Diane Bailey told us: "Since I have a drought-tolerant garden, and roses need more water than many of the other plants in my yard, I have my roses all together in one area. I use my laundry rinse water for that extra water that roses love. When picking those roses (that are just beginning to bud) for the indoors I always pick them early in the morning and immediately put them into water, preferably bottled water. I change that water about every other day and enjoy my roses for up to a week."

Margaret Davis said, "Some rose purists will shudder when they read this tip, but it works for me in Fallbrook. When June gloom hits and the early morning dew envelops rose leaves in a liquid coffin, hit the spray nozzle on your garden hose and wash that nasty moisture away. In late morning the sunny breezes evaporate the hose water, and powdery mildew is no more."

Bea Ericksen replied, "I am also a Rosarian with over 100 roses. To assure your roses stay fresh looking after you cut them for a vase, cut the rose in the morning and immediately stick it in a bucket of water. Once inside and you are ready to insert it in a vase, stick the stem in a sink of water; put your hand with the pruners in the sink and cut the rose again under water. Then keep the rose in the sink about 10 minutes (or longer if you prefer), get your vase ready and stick your rose(s) in the vase. This procedure will keep the rose heads from drooping after a day or so. Dry off your pruners so they don't rust. There are so many things that can be done to ensure success with roses. Good Stock: Buy good plants, preferably No. 1, two year old, field grown and budded plants. Planting: Select a sunny, well-drained location at least 6 to 8 hours of sun. Trim off bruised roots. Feeding: The first feeding should come in early spring as soon as the buds begin to swell. Summer Care: The cultural practices differ but little in various sections of the country, with the exception of timing the operations that depend upon climate. Artificial watering may be necessary if summer rainfall is insufficient. When watering, soak the soil to a depth of 6 to 8 inches. Diseases and pests: Black spot, mildew, and blight together with insects such as aphids, thrips and red spider can be handled by using a strong jet spray on the hose to wash many of the problems away."

Frank Mitzel suggested chocolate: "A top dressing of cocoa hull mulch around all roses really improves the vigor and growth of roses. Over fifteen years ago I recommended cocoa hull mulch for my

SDHS SPONSOR ↓

A New On-line Gardening Community Just For You!

www.theMulch.com is
Southern California's newest
and most innovative on-line
gardening community.



theMulch

Plant. Grow. Share.

- Connect with other gardeners who have similar interests.
- Access the most complete Gardening event calendar in Southern California.
- Get practical recommendations from local garden experts.
- Ask members and experts questions and get useful answers.

Visit theMulch.com today & join, it's free, easy & it's all about having fun!



Sexy Remy rose in Katrin Utt's garden.

friend Laurie Connable's rose garden in Poway for her 150 hybrid tea roses. After applying it in the fall, she was extremely delighted with the general health, increased size (all shrubs grew exponentially) and the tremendous bounty of flower blossoms on all her roses. Laurie continued to apply cocoa hull mulch to all her roses every year prior to relocating to Hilo, Hawaii. Over the years Laurie had several dogs & cats roaming freely in her garden and they were not adversely affected by the mulch, contrary to published warnings about the toxicity of the chocolate content for dogs digesting the mulch. Unless your puppy dog tends to eat everything in site, there shouldn't be any problem. Several other friends and clients have benefited from this advice, with amazing results in their rose beds. Cocoa hull mulch is expensive compared to most store-bought shredded bark mulches or other composted or recycled mulches from your garden, but aren't your roses worth it?"

Sue Ann Scheck had one bit of advice: "For absolutely gorgeous ground cover consider Carpet Roses...They are the easiest to grow and require a minimum of care!"

Laura Tezer said, "I bring cut roses to work as often as they bloom. And I find cold water with ice cubes prolongs the life of the cut rose. Also, keeping the water fresh helps. I know some put an aspirin in the water, too. Aphids are starting to get wild, and I don't want to spray anything except as a last resort. I learned something on Saturday when I attended an Organic Tomato Gardening class given via the Master Gardeners of San Diego: putting corn meal near any ant hills controls the ants who carry the aphids to the different plants. The ants will carry the corn meal back to the queen ant and the whole colony will die. I guess it is poison to them and kills them. That is my advice on how to control aphids organically."

Katrin Utt wrote: "To grow good roses you have to start with the best and highest rated varieties, which means an American Rose Society rating of at least 8 to 9.2. These roses will be beautiful, disease resistant and need less care. I recommend getting a copy of their 2011 *Handbook for Selecting Roses*, which contains this information and a list of 3000 rose varieties. I have over 100 roses all rated from 8 to 9.3. I never spray them because they don't need it. I use only organic fertilizers and mulch a lot. Add sun and water and you can't go wrong! "[The handbook is only \$5 and may be ordered at www.ars.org/store.]"

The question for next month is:

Summertime often means travel, and what could be more fun than seeing gardens in other climate zones? Please tell us about 1-2 great public gardens you've seen, where they are, and why you love them. Thanks to member Louise Anderson for suggesting this idea. (She liked the Harry P. Leu Gardens in Orlando, Florida.) Send your reply by May 5 to info@sdhortsoc.org.

SDHS SPONSOR ↓

12755 Danielson Court
Poway, CA 92064
(858) 513-4900
FAX (858) 513-4790
Open 9-5, 7 days a week

WALTER ANDERSEN NURSERY

3642 Enterprise Street
San Diego, CA 92110
(619) 224-8271
FAX (619) 224-9067
Open 8-5, 7 days a week

Free Garden Classes at both locations on Saturday mornings
www.walterandersen.com

SDHS SPONSOR ↓

**MARIPOSA
LANDSCAPE &
TREE SERVICE INC**

- Expert Tree Care
- Water Wise Irrigation
- Earth Friendly Landscaping

30 years in RSF & North County Area
(858) 756 2769
www.MariposaLandandTree.com
C-27 Lic #658986

SDHS SPONSOR ↓

Courtyard Pottery

142 S. Cedros Ave
(across from the Belly Up)
Solana Beach, CA 92075
ph **858.481.POTS (7687)**

10% DISCOUNT FOR SDHS MEMBERS

SDHS SPONSOR ↓

"It's the bible of local gardening."

**Pat Welsh's
SOUTHERN CALIFORNIA
ORGANIC GARDENING:
Month-By-Month**

COMPLETELY REVISED AND UPDATED
Available at select nurseries
and bookstores everywhere
Published by Chronicle Books
www.PatWelsh.com

SDHS Nametags

Sturdy magnet-back nametags are just \$8.50

Call Diana to order: (760) 753-1545



THANK YOU
Grangetto's (see page 21)
and
San Diego chapter
of California Native
Plant Society
for our April
Door Prize donations

Save time, select trees with confidence!

Buy the book that garden magazines are crazy about!

"... a must-have ...for gardeners and landscape professionals." (*Sunset*)
"... a must-have for coastal and inland gardeners" (*California Garden*)
"...a valuable resource for ... gardeners" (*Pacific Horticulture*)

The perfect gift for anyone in Southern California!


Published by the San Diego Horticultural Society and photographed entirely in San Diego, this completely updated edition has details on 260 trees, over 500 color photos, and a handy color chart showing when the trees are in bloom and how large they get.

Only \$20 for SDHS Members
(pick one up at a meeting)

We can mail a copy for only \$5 - order now!

Send \$25 to:

San Diego Hort. Society
Attn: Book Order
P. O. Box 231869
Encinitas, CA 92023-1869



SAVE \$\$\$ WHEN YOU JOIN SAN DIEGO BOTANIC GARDEN

San Diego Horticultural Society is very proud to be a member of the Larabee Society of the San Diego Botanic Garden, and we encourage our members to also join the Garden. All our members can take 10% off their membership in the San Diego Botanic Garden when they join or renew. We encourage you to take advantage of this savings. Just tell them you belong to SDHS when you join or renew. If you join or renew on-line at the SDBG website use promotion code SDHS.

Next time you visit the Garden, go see the tile honoring Bill Teague that SDHS members donated in his honor. It is in the Hamilton Children's Garden near Toni's Tree House. This fabulous children's garden has proven enormously popular and for good reason – there's lots to enjoy for both kids and adults! If you haven't visited it lately, make time to go see it and you'll be delighted you did.☺



Photo: Rachel Cobb

Best Trees for San Diego

By Marilyn Guidroz and Steve Jacobs

[NOTE: This was prepared by Marilyn Guidroz (www.MarilynsGarden.com) and Steve Jacobs (www.NatureDesigns.net) for free talks on trees that they gave in April at two Evergreen Nurseries (see page 2). We thank Evergreen Nursery for the opportunity to educate the public about good trees and also to promote our tree book, which was sold during the talks. Page numbers provided below are for this book, *Ornamental Trees for Mediterranean Gardens*, which is sold for \$20 at our meetings and through our website.]

Acca (Feijoa) sellowiana PINEAPPLE GUAVA

from South America [page 12]

Zone 12-24

Full Sun, Regular Water

Evergreen Tree or Shrub

18-25' tall x 18-25' wide

Blooms in Spring with edible flowers. Fruit ripens in 4-5-½ months.

It is drought tolerant but fruits best with regular water. Can be easily trained or pruned into any shape.

Arbutus 'Marina' STRAWBERRY TREE

European native [page 21]

Zone 14-24

Full Sun, Little to Regular Water

Evergreen Tree

30' tall x 30' wide

Rosy Pink fall flower clusters, ornamental bark, edible fruit, handsome foliage. Needs good drainage.

Cassia leptophylla GOLD MEDALLION TREE

native to Brazil [page 35]

Zone 20-24

Full Sun, Little to Moderate Water

Nearly Evergreen Tree

20-25' tall x 30' wide

Fast growing, weeping. Deep yellow flowers to 3 in. wide in 6-8 inch long spikes in summer.

Chitalpa tashkentensis CHITALPA

hybrid of Catalpa (SE US) and Chilopsis (SW Desert washes)

[page 41]

Zone 3-24

Full Sun, Little to Moderate Water

Deciduous Tree

20-30' tall x 20-30' wide

Fast growing with frilly trumpet shaped flowers from late Spring to fall. A little messy with leaf and flower drop. Do not over water.

Citrus Sweet Orange

[page 42]

Zone 12-24

Full Sun

Intermediate in cold resistance

Evergreen Tree

Semi-Dwarf or Dwarf citrus grow 8-10' tall and wide where standard trees reach 20-30' tall and wide. 'Valencia' ripens into Spring and Summer holds on the tree a long time. 'Washington' navel ripens

SDHS SPONSOR ↓



Solana Succulents
• Rare & Exotics • Container Gardens

Jeff Moore

355 N. Highway 101
Solana Beach, CA 92075
(858) 259-4568
www.solanasucculents.com

10% Discount for SDHS Members with this ad

SDHS SPONSOR ↓

You're Invited:

For the Best in Bamboo, Palms, Cycads & now featuring Aloe, Agave, and other succulents.



Visit our 4 Acre Display Garden and see the newest and most unusual flora from around the world, including our special Australian, New Zealand and South African collections.

10% discount for SDHS members

2498 Majella Rd, Vista
760-758-6181
www.BotanicalPartners.com

Home of **Bamboo** Headquarters

SDHS SPONSOR ↓



Sunshine Gardens

It's time to plant ... Come on Down!
We have just about everything the gardener in you is looking for:

- Bedding Plants • Shrubs
- Citrus • Houseplants
- Vegetables • Fertilizers
- Soils • Seed
- Trees • Pottery

When you're here also visit Elizabethan Desserts & Twigs by Teri



SUNSHINE GARDENS ENCINITAS
155 Quail Gardens Drive
Encinitas
(760) 436-3244

www.sunshinegardensinc.com

Open 7 Days Monday-Saturday 7:00-5:00, Sunday 9:00-4:00

SDHS SPONSOR ↓



cedros gardens
SOLANA BEACH

- Edibles • Succulents
- Fruit Trees
- Drought Tolerant Plants

Pesticide-free since 1993

330 South Cedros Avenue
Solana Beach, CA 92075
(858) 792-8640

10% discount for SDHS members www.CedrosGardens.com

Continued on page 18

SDHS SPONSOR ↓


Pearson's Gardens
SAN DIEGO'S TRADITIONAL HERB FARM



Cultivating Herbs, Gourmet Vegetables, Scented Geraniums, Sages, Lavenders for Your Gardens

(760) 726-0717
1150 Beverly Dr., Vista, CA PearsonsGardens.com

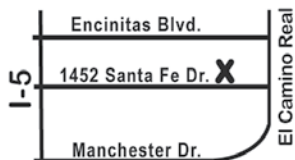
SDHS SPONSOR ↓




Nursery, Maintenance & Design
Unusual plants, pottery and gifts

10% discount for SDHS members

Barrels & Branches
Open daily 8am to 5pm
1452 Santa Fe Drive, Encinitas
(760) 753-2852
www.barrelsandbranches.com




NOW Available!




Learn the San Diego Floral Association history by reading articles written by the founding members and authors who came after them. **256 pages.** See pictures of members, flower shows, early magazine covers and other activities.

Enjoy the long history of our magazine. Available at SDFA office.



\$30. including tax

GREAT GIFT IDEA!



1650 El Prado #105,
San Diego, CA
92101-1684

Best Trees Continued from page 17

late fall into winter. Fruit can only ripen on the tree. Year-round attractive form and deep green foliage. Regular Water.

Geijera parviflora AUSTRALIAN WILLOW

native to Australia [page 71]
Zone 12-24
Full Sun, Little to Moderate Water
Evergreen Tree
25-30' tall x 20' wide
Weeping, graceful. Trouble-free with deep, non-invasive roots. Needs well drained soil.



Photo: Rachel Cobb

Jacaranda mimosifolia JACARANDA

native of Brazil [page 76]
Zone 15-24
Full Sun, Moderate Water
Semi Evergreen Tree
25-40' tall x 15-30' wide
Ferny leaves usually drop in late winter. New leaves emerge quickly. Blooms in mid-late spring lavender blue clusters. Tender below 25 degrees. Needs heat to bloom.

Lagerstroemia indica CRAPE MYRTLE

native to China [page 79]
Zone 18-21
Full Sun, Moderate Water
Deciduous shrubs and trees
3'x5' tall and wide to 20-25' tall and wide
Needs hot summer to bloom well. Showy summer flowers, brilliant fall color and showy bark

Olea europaea 'Wilsonii' FRUITLESS OLIVE

from the Mediterranean [page 96]
Zone 11-24
Full Sun, Little to Moderate Water
Evergreen Tree
Slow grower to 25-30' tall and wide
Occasionally bears a small fruit crop. Willowlike gray green foliage and smooth gray trunks.

Parkinsonia aculeata MEXICAN PALO VERDE

SW US and Mexico native [page 97]
Zone 8-24
Full Sun, Little to Moderate Water
Deciduous Tree
15-30' tall x 15-30' wide
Yellow green bark, spiny twigs, sparse foliage, yellow flowers in spring and summer seed pods. 🌿


April Meeting Report

Our April Special Evening was a huge success because speaker Jeffrey Bale kept us enthralled and charmed by his images and, perhaps more importantly, by his clear delight in gardens and his humorous and (at times) irreverent attitude. This guy knows how to have FUN! And he wants us to have fun in our gardens, too. He's got a philosophy about how to enjoy the outdoors – surrounded by friends and family, munching on food and lounging on rugs or cushions – and the nearly 300 attendees clearly got it.

Twenty four years ago, on a trip to Spain and Portugal, Jeffrey was introduced to the art of mosaic. On returning home, he taught himself how to build his own pebble and tile mosaics and frequently uses them to embellish his garden designs. Growing up in a small city surrounded by great natural beauty gave him a profound appreciation for the natural world, and the gardens he builds are very sympathetic and complimentary to the natural environments surrounding them. At the same time they are places to immerse one's self in a setting of inspiring and meaningful beauty. Every winter he travels for up to four months in places that are "the stuff of dreams." These trips are like going back to school, and the lessons learned are highly influential to his work, especially in regards to creating gardens for pleasure. This past winter he went to Northern Africa, Morocco, and Spain, and many of the photos he shared with us were from this trip. He mentioned that he returned this winter to Andalucía after 24 years, and that the level of craftsmanship he saw there and in Africa (and elsewhere) speaks to a "much higher level of attention and care than here in the U.S.," which is one reason he originally started doing his own pebble mosaics.

Jeffrey showed many paintings where people are lounging in the garden, and described how his work expresses that desire for luxuriant decadence. Places to sit (often on or close to the ground), to relax and dine at leisure, to unwind after a busy day – these are the features that typify his work. Early gardens were desert oases, the sites of lushness in a dry, harsh landscape. In the palaces of kings and rich men the most beautiful areas were created for pleasure, and he noted that is "what I want for my own garden." In many cultures the four-quadrant garden with a central fountain was very typical, and Jeffrey showed pictures of many such gardens, both ancient and modern. In India these central fountains often are made to look like the sacred lotus, and in other areas these courtyards were places for bathing in cool water and socializing with others.

Among the tantalizing scenes Jeffrey shared with us were the grottos, fountains and gardens in Pompeii, Marrakesh and Italy. We saw water fountains in Peru built by ancient peoples as a source for getting water for their gardens. The Villa d'Este, outside of Rome, features a stunning Italian Renaissance garden. The modern Chinese garden in Portland, Oregon, is a marvel in a busy Chinatown neighborhood, and he suggests sitting there for several hours, imagining yourself to be a permanent resident as you attain a "relaxed state of consciousness." We were urged to "create spaces where you can get nature to come to you." Provide quiet pools of water for local birds and wildlife, and lay



Fountain Detail

down nearby so your non-threatening presence doesn't deter the animals from stopping by while you are present.

One of the gardens he created, for actor Tony Shalhoub and his wife, actress Brooke Adams, was a sunken pebble garden in the site of an unused trampoline and muddy lawn. Other gardens by Jeffrey feature pebble mosaic "rugs," entrancing pebble patios, stone stairs that delight daily as they provide much-needed access, water fountains and mosaic stepping stones.

So... what can we take home from Jeffrey's talk and his playful attitude? First – enjoy your garden, don't devote all your time in the garden to simply maintenance. Our gardens can be designed to provide relaxation and a sense of indulgence and if they do they'll reward us with a richer experience – and it doesn't have

to cost a fortune. Second – provide exquisitely comfortable seating in your garden and, to create the ambience of luxury, include lots of colorful pillows and rugs (take them in at night). A place to lie down is a definite plus – perhaps a low bed or large cushions on the ground. Third – water in the garden, in whatever form, makes it exceptional. Even a simple vessel filled with water, with flower petals floating in it, says opulence. Fourth – invite friends and family to share this sumptuous experience with you. Let them dip their feet in the water, feed each other grapes, and strum guitars by candlelight. Finally – provide for the local wildlife and it will reward you with glimpses into the natural world more powerful than any you can get from second-hand experiences like in books or on TV.

To see examples of Jeffrey's work and read more about him, check out his blog at jeffreygardens.blogspot.com. Also, the SDHS library owns a copy of his beautiful book, *The Gardens of Jeffrey Bale*, which you may check out to drool over at home.

Thanks so much, Jeffrey, for showing us a wealth of gardens that we can be inspired by, and for encouraging us to create pleasure gardens in our own back yards. See page 16 for the names of those who generously donated our Door Prizes. 🌿



Wall Detail

Ready to replace your turf with a more sustainable landscape?

REIMAGINING THE CALIFORNIA LAWN

Water-conserving Plants, Practices, and Designs

A new book by Carol Bornstein, David Fross, & Bart O'Brien

Available online for a 20% discount at www.cachumapress.com.



LIVING WALLS

Edibles, Succulents and Interiors

Your one source for design, installation and maintenance of green roofs, living walls and rain harvesting systems!

Call for a FREE estimate 858.430.0575

www.GreenScapedBuildings.com



SDHS members...
SAVE \$10 on
Pacific Horticulture

Only \$18/year brings you a beautiful full-color magazine all about West Coast gardening!

Each fascinating issue has articles on places to visit, unique gardens, plant info, and lots more.

To receive to this exceptional publication send \$18 with your dues



Bring a plant or cutting to display at our May 9 meeting

THE PLANT MAN

Specializing in Rare & Unusual Succulents & Cacti, Tropicals, Tillandsias, Crested & Variegated Plants, Caudiciform Succulents and other Abnormalities of the Plant World. Unique Handbuilt Ceramics, Vintage Pottery, Great Rocks & Garden Art.

2615 Congress Street
Old Town - San Diego

Hours: Noon to 6 pm, Wednesday thru Sunday
(619) 297-0077

10% off for all S.D. Horticultural Society Members

25 Years Experience in So. California



Daniel F. E. Cannou
Consulting Horticulturist

Sunset Horticultural Services
(760) 726-3276

Professional solutions to problems with plants, soil and irrigation

Landscape renovation
Complete landscape care

SDHS Nametags

Sturdy magnet-back nametags are just \$8.50

Call Diana to order:
(760) 753-1545



SDHS SPONSOR ↓



Weidners

The Garden Show Place

GARDEN COLOR!

Open March 1st through Labor Day

Six days a week ~ Closed Tuesdays
Open 9:00 - 5:00

Flowering Plants ~ Succulents
Perennials ~ Bedding Plants

East of I-5 between
Leucadia & La Costa exits

(760) 436-2194

www.weidners.com

Now on Facebook!

SDHS SPONSOR ↓

www.grangettos.com



Quality Products - Expert Advice Friendly Service

- Plant Food
- Amendments & Mulch
- Seed & Sod
- Veggie & Flower Packs(Seasonal)
- Garden Tools
- Irrigation Supplies
- Pest & Disease Control
- Rodent Control
- Bird Food & Feeders
- Frost Protection Products

◆ **Organic Products and Water Saving Devices!**

Helping Your Garden Grow

Since 1952

Farm & Garden Supply
Grangetto's

Escondido
1105 W. Mission Ave
760-745-4671

Fallbrook
530 E. Alvarado St.
760-728-6127

Valley Center
29219 Juba Road
760-749-1828

Encinitas
189 S. Rancho Santa Fe
760-944-5777

Join our
Preferred Program
for **FREE** and **SAVE!**
Get the details at
Grangettos.com

Let Us Help You Take Your Next Garden Project From Start to Finish!

San Diego Horticultural Society
P.O. Box 231869
Encinitas, CA 92023-1869

Nonprofit Organization
U S Postage
PAID
Encinitas, CA 92024
Permit No. 151







Change Service Requested



Chocolate Festival

Saturday • May 7 • 10AM - 4PM

Spend the Saturday before Mother's Day at San Diego Botanic Garden's famous Chocolate Festival.

-  Enjoy dozens of delectable chocolate tastings from our many chocolate vendors
-  Demonstrations about Chocolate
-  Children's Activities
-  A variety of Mother's Day gifts
-  Mara Price with her bi-lingual book, *Grandma's Chocolate / El chocolate de Abuelita*
-  "Tasting" tickets starting at \$1 will be sold on site the day of the event.

Coupon
available at
www.SDBGarden.org



Cost: Free with admission or membership, plus tasting and children's activity tickets as desired.

For more information visit
www.SDBGarden.org or call 760/ 436-3036 x206.



What's Happening? for May 2011

The SDHS is happy to publicize items of horticultural interest. See other side for resources & ongoing events.

Send calendar listings by the 10th of the month before the event to Neal King at calendar@sdhortsoc.org.

▼ SDHS Sponsor

Anderson's La Costa Nursery & Garden Design Center

- ◆ Full Service Nursery & Garden Design Center
- ◆ Over 200 Running Fountains
- ◆ Trees, Shrubs, Vines, Succulents
- ◆ Huge Greenhouse For Indoor Plants
- ◆ Large Selection of Pottery & Statuary
- ◆ Benches & Trellises
- ◆ Professionals to Answer Your Questions
- ◆ Exquisite New Gift Shop

.....Expect the Unusual



www.AndersonsLacostaNursery.com

Hello to all and welcome to the merry month of May –

Here's just a few of the selections available in the nursery in this prime planting month. We also have a fabulous selection of citrus, stone fruits, berries and exotic fruits.

- ❖ Lots of Perlargoniums in now – Cranesbill, Cordifolium, Johnson's Blue, Lavender Lass, Chocolate Candy & Jolly Bee.
- ❖ *Agonis flexuosa* 'After Dark' – a small spreading tree, gets to 18' tall and 15' wide. Dark burgundy foliage with small creamy flowers in spring. Drought tolerant and evergreen.
- ❖ *Agonis flexuosa* 'Nana' (Dwarf Peppermint Tree) This evergreen shrub is a compact form of the Peppermint Tree (*Agonis flexuosa*) and grows 3' – 4' tall by 6' – 8' wide with attractive bright green leaves and red new growth.
- ❖ *Crimson Mandevilla* 'Sun Parasol': vigorous, heavy blooming sun lover. Fast growing vine with huge crimson red flower to 5" across.

In the Shade Area:

- ❖ Lots of New Guinea Impatiens in pink, lilac, orange, and purple.
- ❖ Coleus, at least 10 different varieties
- ❖ Colored Callas
- ❖ *Plectranthus* 'Troys Gold' – gets 1ft tall and to 3ft across, an Australian native grown for the lovely foliage.
- ❖ Ground covers for the shadier spot – Lamium (Spotted Dead Nettle), Ajuga Reptans, Lysmachia
- ❖ Hydrangeas – all coming into bloom – pinks, blues and whites.
- ❖ Fuchsias – 4", 1 gal, patio trees and fabulous hanging baskets (Profuse bloomers from now thru fall or until it gets cooler – maybe November!! Make sure the hanging baskets get plenty of water – they'll complain by drooping promptly if they need more water.

Water plants are here in force – Water lilies many in bloom, Water Hyacinths, Aquatic Irises, Cannas, Green Taro, Dwarf Horsetail. Double Marsh Marigold (*Caltha palustris*) – bright yellow flowers. Water Forget-me-not, Lavender Musk (looks like Linaria), Water Snowflake (yellow flowers), Water Pennywort and much more.

Diatomaceous Earth Crawling Insect Killer - this all natural product kills cockroaches, ants, silverfish, fleas and slugs. Use it for long lasting control; it can be sprinkled into cracks and crevices where bugs hide.



We're on Facebook! "Like" us for info and news as it happens. You'll find us under Andersons La Costa Nursery.

The Water Conservation Garden

Details & registration at (619) 660-0614 or www.thegarden.org
May 3, 6-8:30pm, WaterSmart Landscape: Members/\$15, Non-Members/\$25. Online pre-registration and payment is required
May 15, 9:30am, FREE Special Access tour on a shuttle; reservations required call (619) 660-6841.
May 15, 10am-noon, Vegetable Gardening The Organic Way: Members/\$20 Non-Members/\$30. Online pre-registration and payment is required.
May 17, 6:30-8:30pm, Hillside Gardening: Members/\$15 Non-Members/\$25. Reservations are required. Please register online or call 619-660-0614 X 10.
May 21, 10am-noon, Home Compost Workshop: Learn the basics of composting. Free. Reservation by calling (760) 436-7986, x225.

San Diego Botanic Garden

See back cover and page 8 for more upcoming events

Details & registration at www.sdbgarden.org or (760) 436-3036
May 11, 7-8pm, A California Guide to the Trees Among Us: Stories, cultivation and identification tips, and natural history of California's common and exotic trees. Members \$10, non-members \$12. Register by May 9.
May 17, 9am-noon, Succulent Turtle Class: Take home a charming succulent turtle that you make yourself. Members \$35, non-members \$45. Register by May 12.
May 28, 9-3pm, Palm and Cycad Sale: Features limited and rare palm and cycad species. Free with admission or membership. For info call (619) 291-4605

Alta Vista Gardens

See page 7 for more info.

Details & registration at www.avgardens.org or (760) 945-3954
May 7, 8am-5pm, Palomar Succulent Society Plant Sale
May 14, 9am, Kids in the Garden
May 14, 10am, Sustainable Landscaping Workshop
May 21, 10am, Sustainable Landscaping Workshop

Walter Andersen Nursery FREE Saturday Classes:

9:00am Point Loma Nursery:	9:30am Poway Nursery:
May 7 Ferns	Having the Greenest Lawn
May 14 Tropical Gardens	Preparing your Roses for Show
May 21 Grafting, Budding & Cuttings	Annual Rose Show
May 28 Cymbidium repotting	Cymbidium dividing & repotting

Details at www.walterandersen.com; addresses in ad on page 15

Evergreen Nursery FREE Seminars

May 7, 10am – Succulents are Hot
 May 21, 10am – Landscape Design
 Carmel Valley **and** Oceanside Nurseries (see map on page 2)
 Details at www.evergreennursery.com/seminar-schedule-2011

Cedros Gardens, Saturday 10am classes:

Details at www.cedrosgardens.com; address in ad on page 17.

Grangetto's Farm & Garden Supply FREE Events

Workshop: How to Control Rodents – see page 13
 Rain Bird Irrigation Parking Lot Event & BBG – see website
 Details at www.grangettos.com; see ad on page 21.

May 1, 11am-2:30pm, May Day Garden Party: Brunch, plant sale, silent auction, raffle, and live music, for the **Bill Teague Memorial Garden** at the new Beach Safety Center in Del Mar. See FriendsOfThePowerhouse.org or call (858) 792-6406.

May 1, 10am, 4pm, Vista Garden Club Flower Show and Plant Sale: 1200 Vale Terrace in Vista. See vistagardenclub.org.

May 7, 10am-4pm, Palomar Cactus & Succulent Society Plant Sale: Free. Alta Vista Gardens, 1270 Vale Terrace Drive, Vista. For info email Palomarcactus@cox.net or call (760) 741 7553.

May 6, 6:30pm, The Nature Principle: Book launch by Richard Louv of his new book, *The Nature Principle*, at Point Loma Nazarene University. Tickets: \$5 in advance or \$25 with signed book, or \$10 (cash) at the door. Info: sandiegoaudubon.org/index.htm.

May 7, 1-4pm, California Coastal Rose Society Rose Show: Entries accepted 6:00-9:30am. Flower Fields, 5704 Paseo Del Norte, Carlsbad. Info californiacoastalrose.com or contact Diana at (951) 693-5568 or waltkilder39@version.net

May 8, 12:30pm, American Begonia Society: Tour Kartuz Greenhouses 1408 Sunset Dr., Vista. Info: 760-753-3977 or e-mail marla.keith@cox.net

May 9, 6:00pm The Alchemy of Plants & Gardens See page 1

May 11, 10am, Point Loma Garden Club's Plant Sale: Exciting new plant varieties that are available this year and how to grow them. FREE. 2818 Avenida de Portugal, San Diego. For info see plgc.org or contact Toni at tonimunsell@cox.net. (619) 223-2051.

May 11, noon, Ramona Garden Club: Gardens that include fauna as well as flora. 524 Main St., Ramona. See RamonaGardenClub.com or call (760) 789-8774.

May 14&15, 10am-4pm, Fullerton Arboretum Herb Weekend: Find the largest variety of herb plants. Free. 1 block west of the 57 freeway at Yorba Linda Blvd. and Associated Road. Info: fullertonarboretum.org or call (657) 278-4010.

May 12, 7:30pm, Southern Calif. Hort. Society: Matt Ritter, *A Californian's Guide to the Trees Among Us*. Friendship Auditorium, 3201 Riverside Dr., Los Angeles. Non-members \$5. See socalhort.org.

May 14, 4:30pm, South Bay Botanic Garden: Drip Irrigation for the Home Garden. Room 1802, 900 Otay Lakes Rd., Chula Vista. Free parking in Lot E. Donation of \$3 is suggested. For info call Meredith at (619) 421-6700 x5371.

May 16, 5:30-7:30pm, Center for Sustainable Energy Workshop: Make Sustainable Tree Choices to Increase Property Values. See page 13.

May 17, 6:30pm, California Native Plant Society: Bees and Re-imagining The California Lawn. Casa del Prado at Balboa Park. Room 101. See cnpssd.org or call (619) 282-8587

May 19, 1pm, Bernardo Gardeners Garden Club: Wonders with succulents. Oaks North Community Center, 12578 Oaks North Dr. For info see bernardogardeners.org or call (858) 672.2454.

May 21, noon, Palomar Cactus & Succulent Society: Joslyn Senior Center, 724 N. Broadway, Escondido. Info (760) 741-7553.

May 24, 2pm Lake Hodges Native Plant Club: Rare and unusual plants on the Daley Ranch. 17110 Bernardo Center Drive, San Diego. See lhnpc.org or call (858) 487-6661.

May 28, 4:30pm, South Bay Botanic Garden: Basic Cutting Propagation. Room 1802, 900 Otay Lakes Rd., Chula Vista. Free parking in Lot E. Donation of \$3 is suggested. For info call Meredith at (619) 421-6700, x5371.

Garden Tours

(more tours described on page 6)

May 7, 10am-4pm, Mission Hills Garden Club Garden Walk: See page 6. \$25 in advance, \$30 day of walk. See missionhillsgardenclub.org.

May 14, 10am-4pm, Floral Association's Historic Garden Tour: See page 6. View 8 beautiful gardens in historic Coronado. \$20 before/\$25 day of the event. Spreckles Park, 6th and C Ave, Coronado. Info: sdfloral.org/tours.htm or call (619) 232-5762.

Resources & Ongoing Events

ALTA VISTA BOTANIC GARDENS: Open Monday-Friday 7:00-5:00 ; 10:00- 5:00 on weekends. 1270 Vale Terrace Drive, Vista. For info see avgardens.org or call (760) 945-3954.

SAN DIEGO BOTANIC GARDEN (formerly QUAIL BOTANICAL GARDENS): Open daily 9-5 (closed Thanksgiving, Christmas, New Year's Day); 230 Quail Gardens Dr., Encinitas. Fee: \$12/adults, \$8/seniors, \$6/kids; parking \$2. Free to members and on the first Tuesday of every month. (760) 436-3036; www.SDBGarden.org.

WATER CONSERVATION GARDEN: Open 9-4 daily, free. Docent-led tours every Saturday at 10:00am. 12122 Cuyamaca College Drive West, El Cajon, (619) 660-0614 or www.thegarden.org

MISSION TRAILS REGIONAL PARK: Guided hikes Wed., Sat. & Sun. Visitor Center open 9-5, off Mission Gorge Rd., San Carlos, (858) 668-3275.

MASTER GARDENER HOTLINE: Gardening questions answered by trained volunteers Mon.-Fri., 9-3, (858) 694-2860, www.mastergardenerssandiego.org

SAN ELIJO LAGOON CONSERVANCY: Free 90-minute public nature walk 2nd Saturday of each month start at 9:00 am. Call (760) 436-3944 for details.

DESERT WILDFLOWER HOTLINE: Anza-Borrego Desert State Park: (760) 767-4684. For information, events, road conditions, etc. call (760) 767-5311 or visit <http://desertusa.com/wildflo/wildupdates.html>.

WILDFLOWER HOTLINE: March to May call the Theodore Payne Foundation hotline: (818) 768-3533 for info. on blooms in So. California and elsewhere; visit <http://theodorepayne.org>

BALBOA PARK:

Offshoot Tours: Free 1-hr walking tour in Balboa Park every Sat., 10am. Meet at Visitors Center; canceled if rain or less than 4 people. (619) 235-1122.

Botanical Building is one of the world's largest lath structures, with 1200+ plants and lavish seasonal displays. Open Friday-Wednesday, 10am to 4pm.

Botanical Library. Room 105, Casa del Prado, Mon.-Fri. and first Sat., 10am-3pm, (619) 232-5762.

Japanese Friendship Garden: Tues to Sun., 10-4. Fees: free 3rd Tuesday; \$5/family; \$2/adult, \$1/seniors/students; (619) 232-2721. www.niwa.org

Canyoneer Walks: Free guided nature walks Saturday & Sunday. (619) 232-3821 X203 or www.sdnhm.org

Balboa Park Ranger Tours: Free guided tours of architecture/horticulture, Tuesdays & Sundays, 1pm, from Visitors Center, (619) 235-1122.

S.D. Natural History Museum: Exhibits, classes, lectures, etc. (619) 232-3821; www.sdnhm.org

S.D. Zoo: Garden day 3rd Friday of every month from 10am. Pick up schedule at entry. Info: (619) 231-1515, ext 4306; www.sandiegozoo.org

Garden TV and Radio Shows

GardenLife Radio Show (national). Saturday from 8-9am and Sunday from 8-10am. KCEO 1000AM radio, hosts Bruce and Sharon Asakawa, John Bagnasco. Call-in questions: 866-606-TALK. **If your local station does not carry GardenLife, hear it streaming live on lifestyletalkradio.com.** GardenLife shows are also archived at lifestyletalkradio.com

Garden Compass Radio Show (local). Saturday from 9-10am. XEPE 1700AM radio, hosts Bruce and Sharon Asakawa, John Bagnasco. Call-in questions: (619) 570-1360 or (800) 660-4769.

Bedding plants (get ready for the list): Sunflowers, Marigolds, Salpiglossis, Ageratum, bedding Dahlias, Browallia, Lobelia (many colors), Dusty Miller, California Poppies, Zinnias, Petunias and Supertunias, 4" Penstemon, Satureja, Celosia (yellow, orange and red), 6 packs of Lantana & Erodium, Hypericum, Vinca, Verbena, Camations (and more).

It is the peak time to plant Tomatoes. We have so many – here are a few: Abraham Lincoln (popular since the 1920's), Carbon (one of the darkest black tomatoes), Celebrity (large glossy red tomatoes), Sweet Million (red cherry), Black Krin, Siberian (Heirloom, juicy red fruit), Red Cherry (what else to say?), Prince Borghese (large Italian heirloom), Yellow Pear (tiny yellow pear shaped fruit), Lemon Boy (high yielding, mild flavored, lemon-yellow fruit), Champion (solid, meaty fruit – great for sandwiches), Old German (large meaty heirloom) and Stupice (another heirloom).

Lots of Peppers, Sages (new nice looking one there today is Ecuador Sage). Also Basils, Dills, Italian Squash, Cabbage – Ruby Perfection, Egg Plant and Lemon Verbena. The Herb and Veggie section is just full of tasty goodies – and good for you too!!

Roses (in bud and bloom) a eat assortment of David Austins and perennial favorites such as 'Double Delight', 'Ingrid Bergman', 'Easy Does It', 'Julie Child', 'Louise Hay', 'New Zealand' and 'Liv Tyler'.

The gift shop is fully stocked with lots of new season home and garden décor – remember, Mother's Day is coming up !

Into the garden -

May is the ideal month to plant the heat-lovers--the vegetables and flowers that seem to thrive and bloom more lustily when the weather's sunny. Earlier in spring and later in fall we coddle them to stretch the seasons but now is when they grow really fast.

Pride of Madeira (*Echium fastuosum*): When the gorgeous spikes of bloom on Pride of Madeira are spent cut down to the plant's gray foliage.

Trailing African Daisy (*Osteospermum fruticosum*): Give its annual pruning in early May after bloom to avoid buildup of thatch that would cause risk of summer fungus.

Wisteria: Train young plants onto strong support. Don't let long streamers twine around each other. Once size and shape is reached. Begin in May to cut back all unwanted new growth to two or three buds from main branch.

When hand-picking those hard-to-see tomato hornworms sprinkle the plants lightly with water first. Plant citrus and other tender trees. Keep the soil well mulched to hold in moisture. Feed fruit trees now that they're actively growing.

Plant cactus, succulents, and palms and water to settle them in well.

Remove faded blooms and seedpods from spring-blooming bulbs, leave foliage on until it dies back naturally.

For bushier Mums with lots of blooms this fall pinch back stems after each six inches of growth.

Weekly until fall prune the spent blooms on Roses down to the first five-part leaf or a bit further to gently shape the plant - then feed it lightly and water. Maintain a good mulch of organic matter covering garden soil throughout the summer.

Avoid overhead irrigation so late in the day that foliage cannot dry completely before sunset.

To attract butterflies to your garden, plant Asters, Lantanas, Buddleias ("butterfly bush!"), Marigolds, Sweet Williams, Tithonias (Mexican sunflower), Zinnias and other daisy-like flowers.

As the weather warms, irrigation on a regular basis becomes very important. A good rule of thumb for flower and vegetable gardeners is to water deeply once a week.

Bulbs: As their blooms fade remove the flowers from tulips and daffodils and give them a dose of fertilizer. But leave those leaves where they are!!

Fertilizing: Fertilizer is your garden's friend - don't neglect to feed your little green ones. After applying give fertilizer a thorough watering-in.