

Let's Talk Plants!

Newsletter of the San Diego Horticultural Society

July 2010, Number 190

Creating Stunning Succulent Containers

SEE PAGES 3 AND 5

OUR FAIR GARDEN
PAGE 5

MYCORRHIZA ARE GARDEN ESSENTIALS
PAGE 6

GOT CUCURBITOIDS?
PAGE 7

THE WORLD'S OLDEST OLIVE TREE
PAGE 10



SAN DIEGO
HORTICULTURAL
SOCIETY

On the Cover: Succulent containers

COUNTY FAIR PHOTOS BY PATTI KEYES



Herbal fountain in the SDHS garden



Edible Flower Garden patio in the SDHS garden



Expert Aquaponics



Solana Succulents



San Diego Botanic Garden



Akana Design



Bird houses in the SDHS Native Plant Bird Garden



Tempting veggies in the SDHS garden

In This Issue...

- 4 Important Member Information
- 5 To Learn More...
- 5 Style & Whimsy in the Edible Garden
- 5 From the Board
- 6 Mycorrhiza Are Garden Essentials
- 6 YI PPEE ! IT 'S FRIDAY The GardenLife Newsletter Arrives!
- 7 Plants That Produce
- 7 Trees, Please
- 8 Style & Whimsy in the Sustainable Garden
- 9 Welcome New Members!
- 9 Discounts for Members
- 9 What's Up At San Diego Botanic Garden?
- 10 Book Review
- 10 Community Outreach
- 12 The Real Dirt On... Henry Frederick Sander
- 18 Sharing Secrets
- 21 Thanks Volunteers And Garden Hosts!

INSERTS: San Diego Botanic Garden
Calendar/Resources/Ongoing Events

COVER IMAGE: The cover photo, taken at the Denver Botanic Garden by Debra Lee Baldwin, shows a variety of succulents with foliage shapes and textures that are an interesting contrast to the smooth glazed containers. Learn more at the July 12 meeting.

The San Diego Horticultural Society

MEETINGS

The San Diego Horticultural Society meets the 2nd Monday of every month (except June) from 6:00pm to 9:00pm at the Surfside Race Place, Del Mar Fairgrounds, 2260 Jimmy Durante Blvd. Meetings are open and all are welcome to attend. We encourage you to join the organization to enjoy free admission to regular monthly meetings, receive the monthly newsletter and numerous other benefits. We are a 501(c)(3) non-profit organization.

MEETING SCHEDULE

5:00 – 6:00 Meeting room setup
6:00 – 6:45 Vendor sales, opportunity drawing ticket sales, lending library
6:45 – 8:15 Announcements, speaker, opportunity drawing
8:15 – 8:30 Break for vendor sales, lending library
8:30 – 9:00 Plant forum; vendor sales, lending library

MEMBERSHIP INFORMATION

To join, send your check to: San Diego Horticultural Society, Attn: Membership, P.O. Box 231869, Encinitas, CA 92023-1869. Individual/one year—\$30, two years—\$50, five years—\$120; Family/one year—\$35, two years—\$60, five years—\$140; Group or Business/one year—\$50; Students/\$16 (w/proof of enrollment); Contributing/\$90 or more; Life/\$700. For membership questions contact membership@sdhortsoc.org or Sheldon Lisker at (951) 244-3502.

FUTURE MEETINGS & EVENTS IN 2010

- July 3** Coffee in the Garden (Clairemont)
- July 6-11** SDHS Garden Tour to Portland
- July 12** Debra Lee Baldwin on *Succulent Container Gardening*
- August 9** Bruce and Sharon Asakawa on *In the Asakawa's Backyard: Their Favorite Flowers, Trees and Edibles*
- September 10-12** Fall Home/Garden Show
- September 13** Mary Fillius on *Naturally in San Diego: Native Plants of Torrey Pines State Reserve*
- October 11** Wendy Proud on *Desert Plants for San Diego*

www.SanDiegoHorticulturalSociety.org

Next Meeting: July 12, 2010, 6:00 – 9:00 PM

Topic: DEBRA LEE BALDWIN ON “Creating Stunning Succulent Containers”

Meeting is open and everyone is welcome. Admission: Members/free, Non-Members/\$10. Parking is free.
Meeting Place: Del Mar Fairgrounds, Surfside Race Place, Del Mar; Info: (760) 295-7089

Garden photojournalist Debra Lee Baldwin, a life member of SDHS, is the popular author of *Designing with Succulents* and *Succulent Container Gardens*. With a glorious series of her award-winning photos, Debra will explain everything beginners and experienced gardeners need to know to create stunning container displays of geometric, architectural and exceptionally water-wise succulent plants. Define your individual style as you discover how to effectively combine patterns, colors, textures, and forms to create wreaths, topiaries, miniature landscapes and more. Whether your goal is a gorgeous potted garden for a sunny windowsill or outdoor sitting area, or simply making great gifts, you'll enjoy a presentation that emphasizes plants as living works of art. The presentation will be followed by an opportunity drawing featuring very special succulent plants donated by Oasis Water Efficient Gardens (see page 18).

Debra has produced hundreds of articles and columns, is a popular guest on garden radio, and has appeared on national television. Her own garden in Escondido has been featured in *Better Homes & Gardens* and other publications. As an expert on succulents, Debra has toured with American and European garden celebrities. She has given presentations at major botanical gardens and garden shows throughout the western US and, recently, at the Philadelphia International Flower Show.

Succulent Container Gardens came out in January 2010. Debra also authored *Designing with Succulents* (2007), a Timber Press bestseller now in its fourth printing with a French translation. Debra is a regular contributor to *The Los Angeles Times* and major gardening magazines, and was the succulent consultant for the latest edition of the *Sunset Western Garden Book*. She has earned over 30 awards for her writing and photography. Copies of her books will be available for sale.

Learn more at www.debraleebaldwin.com and www.succulentchic.net, and see page 5. ☺



The Mission of the San Diego Horticultural Society

is to promote the enjoyment, art, knowledge and public awareness of horticulture in the San Diego area, while providing the opportunity for education and research.

ESTABLISHED SEPTEMBER 1994

SDHS BOARD MEMBERS

- Jim Bishop** – Member at Large
Judy Bradley – First Vice President, Co-Chair-Program Committee
Mark Collins – Finance/Budget Committee
Julian Duval – San Diego Botanic Garden representative
Peter Jones - Member at Large
Sheldon Lisker – Co-Chair Membership Committee
Susan Morse – Co-Chair Membership Committee, Program Committee
Ida Rigby – Tour Coordinator
Susi Torre-Bueno – President, Newsletter Editor
Cathy Tylka – Treasurer, Chair-Budget & Finance Committee
Paula Verstraete – Volunteer Coordinator
Don Walker – Past President
Lucy Warren – Secretary, Liaison to H&G Shows

Let's Talk Plants!, the newsletter of the San Diego Horticultural Society, is published the first Monday of every month.

Editor/Advertising: Susi Torre-Bueno; (760) 295-7089; newsletter@sdhortsoc.org

Calendar: Send details by the 10th of the month before event to calendar@sdhortsoc.org.

Sponsorship Info: Susan Morse, sponsor@sdhortsoc.org

Copyright ©2010 San Diego Horticultural Society, Encinitas, CA. All rights reserved. Not to be reproduced by any means for any purpose without prior written permission. ISSN: 1544-7472

BECOME A SPONSOR!

Do you own a garden-related business?

SDHS sponsorships have high recognition and valuable benefits, including a link to your website, discounts on memberships for your employees, and free admission to SDHS events. This is a wonderful way to show your support for the SDHS. Sponsors help pay for our monthly meetings, annual college scholarships, and other important programs. Sponsorships start at just \$100/year; contact Susan Morse at sponsor@sdhortsoc.org.

Sponsors are listed on page 9; those with ads in the newsletter have the words **SDHS Sponsor** above their ads.

We thank them for their extra support!

Important Member Information

VOLUNTEERS NEEDED

THREE Most Urgent Needs:

Please call Susi Torre-Bueno ASAP at (760) 295-7089 and let's talk!

1- AUDIO/VIDEO OPERATOR

We need a volunteer to run the projector at meetings, act as backup for the volunteer who videotapes our speakers, and check the microphone setup. You needn't attend every meeting. For details please contact Susi Torre-Bueno at (760) 295-7089.

2- EVENTS & OUTREACH COMMITTEE

Share your passion for plants! We are seeking a committee chair and also volunteers to help plan and participate in exciting events. Help us promote horticulture and the society at the San Diego County Fair, Spring Home/Garden Show, and elsewhere. There are rewarding opportunities for gardeners of all skills and interest levels. For details about how you can contribute your talent please contact Susi Torre-Bueno at (760) 295-7089.

3- PUBLIC RELATIONS COORDINATOR

This is the person responsible for getting the word out about our events and promoting our activities to those who are not SDHS members. You will work with other volunteers who are currently posting our activities on various websites and sending out monthly press releases. For details about how you can contribute your talent please contact Susi Torre-Bueno at (760) 295-7089.

MEMBERSHIP COMMITTEE

Express your outgoing nature, or overcome your shyness, by meeting new people in a very friendly setting! Be a greeter at meetings, visit nurseries and provide membership brochures for their customers, or help with community outreach programs. Please contact Susan Morse at (760) 599-0550.

TOUR COMMITTEE

Would you enjoy previewing gardens for tours? Do you have ideas for one-day, or weekend excursions? Would you like to participate in selecting cities for our longer tours? Do you have designer skills to help us with announcements, posters or maps? If so, the Tour Committee is for you. Please contact Ida Rigby at califsalvia@gmail.com or 858-748-9189.

PROGRAM COMMITTEE

The Program Committee is looking for members to help with a variety of interesting activities involved in recruiting and organizing our monthly speakers.

Continued on page 16

SDHS SPONSOR ↓



SAN DIEGO'S LARGEST WHOLESALE NURSERY OPEN TO THE PUBLIC

Over 500 Acres of Plants & Landscaping Materials from Saplings to Specimens

Buy Direct from the Grower and Save!



Best Quality Soils
Bagged for convenience or in bulk for pick up; delivery available

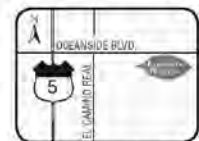
- ♦ Amended Top Soil
- ♦ Planter Mix
- ♦ Sand
- ♦ 3/4" Gravel
- ♦ Fill Dirt
- ♦ Medium Fir Bark
- ♦ Fine & Coarse Ground Cover Mulch
- ♦ Decomposed Granite

See our web site
www.evergreennursery.com



RANCHO BERNARDO
 12460 Highland Valley Rd.
(858) 485-7867

CARMEL VALLEY
 13650 Carmel Valley Rd.
(858) 481-0622



OCEANSIDE
 3231 Oceanside Blvd.
(760) 754-0340

Spring/Summer Hours
 Monday-Thursday..7:30am-5:00pm
 Friday-Saturday.....7:30am-6:00pm
 Sunday.....9:00am-5:00pm

To Learn More...

SUCCULENT CONTAINER GARDENS

By Ava Torre-Bueno

Our own life member Debra Lee Baldwin will be talking about Creating Stunning Succulent Containers. You can check up on her at her two web-sites:

www.debraleebaldwin.com/

www.succulentchic.net/

And you can watch her create a container garden in this video on YouTube:

www.youtube.com/watch?v=yj8vvZQAIDU

Here's an article by Debra in the *LA Times* about succulents as home-savers in the 2007 wildfire:

www.debraleebaldwin.com/FirewiseLandscaping.htm

California Chaparral Institute works to debunk myths about chaparral and fire:

www.californiachaparral.com/firenature.html

Here's a California Native Plant Society article specific to San Diego: Native Plant Landscaping to Reduce Wildfire Risk

www.cnpsd.org/fire/ReduceFireRisk.pdf

Then, going on a completely different tangent from succulent container plants, there are many ceramic artists and studios in San Diego where you can get beautiful containers. My favorite (because I study there, along with several other SDHS members) is Clay Associates on Adams Avenue (www.clayassociates.org), which also has a beautiful succulent garden in front designed by Jerry Thiebolt.

Member Ava Torre-Bueno is a psychotherapist in private practice and the organizer of Gardeners 4 Peace. This group of volunteers is helping to create a peaceful, organic, permaculture garden at the San Diego Friends Center. To learn more contact Ava at gardeners4peace@hotmail.com and visit <http://www.sandiegofriendscenter.org/volunteers.htm>. ☘

Style & Whimsy in the Edible Garden

We are excited about the garden we had at the 2010 San Diego County Fair, which featured good gardening principles and foods that not only look good but also taste great! We showed that edibles can be beautiful *and* healthy, and it doesn't cost a fortune or take a lot of effort to grow your own nutritious food. Here's some of the ideas we incorporated into our garden – try them in *your* garden soon!

Select foods your family loves best, and throw in a few new things for them to try. In our mild climate we can grow food all year, with snow peas edible as early as January! Start with one small area and you'll soon be adding more... and don't be shy about mixing flowers with the veggies for even more eye appeal. Add some garden whimsy in the form of a fanciful scarecrow, or use stylish containers. Include a comfy place to sit, and you'll find you and your family enjoy the change from a "yard" to a "garden." Once you taste your first homegrown tomato or bite into a ripe grape still warm from the sun, you'll be hooked.

Your beautiful edible garden begins with a lively mix of colorful veggies and herbs. A nursery visit may surprise you with the wealth of foods you can grow: yellow pear-shaped tomatoes, red and freckled lettuces, wine-colored basil, golden sweet peppers, culinary sage in violet or chartreuse, and several colors of seedless grapes. Even a tiny herb garden can produce many cooking essentials: curly parsley, chives, lemony-flavored thyme, sweet basil, and feathery dill. Get youngsters involved in planting the garden (from seeds or small plants) and they'll soon be eager to harvest their very own green beans or strawberries.

The native bird garden area showed what can be accomplished by any

Continued on page 13

From The Board

By Susi Torre-Bueno

LESSONS FROM THE FAIR



Lucy the scarecrow in the SDHS garden

Photo by Patti Keyes

I hope you saw our fabulous display garden at the San Diego County Fair. Thanks to the fabulous team effort by Marilyn Guidroz (www.MarilynsGarden.com); Diane Downey, Aleksandra Owczarek, and Melissa Mora (www.YardFairy.com); and Steve Jacobs (www.NatureDesigns.net); we won three important awards this year. We are so very fortunate to have such talented members who generously gave of their time - and paid their staff's time, too - and created a garden we can all be very proud of!

We won the **Walter Andersen Nursery Award** for the most practical landscape, which is really important because our garden was designed to be something the average homeowner could accomplish. In addition, we received the **Save Our Water Award** given by the Association of California Water Agencies (ACWA) and the California Department of Water Resources (DWR). Our garden was selected because of our "excellent selection of climate appropriate plants," and because the "landscape is subdivided into distinct areas in a manner that is inspiring and accessible to the typical homeowner." Save Our Water is a statewide public education program designed to educate Californians on the state's water challenges and encourage them to reduce the amount of water they use every day. Finally, we won an Award of Merit from the Fair. Thanks to all these folks for their support!

The Flower & Garden Show theme was "In Good Taste," and four of this year's winning gardens had tasty components. Each year we give five Excellence in Horticulture awards to Fair gardens. The first four awards listed below include a \$100 cash prize, the fifth includes a \$500 prize, and they all include a 1-year membership. Many thanks to our judges for their efforts: Cindy Benoit, Sue Fouquette, Sheldon Lisker, Lucy Warren, and yours truly.

Expert Aquaponics won "Best Expression of Garden Education" for their charming and thoughtful garden of edibles, which featured veggies

Continued on page 16

Mycorrhiza Are Garden Essentials

By Mary Ann Keeler

Mycorrhizal fungi play a critical role in the health and productivity of over 90 percent of the Earth's wild plants, and have done so for hundreds of millions of years. Their urban counter parts, however, aren't so lucky. In today's man-made landscape, plants and crops are often denied this helpful ally and important component of soil chemistry.

The term mycorrhizae refers to a group of beneficial soil fungi that form a symbiotic relationship with a plant, increasing the absorption of nutrients while protecting the plant against pathogens and environmental stresses. The mycorrhiza, in return, is able to absorb carbohydrates from the plant. This relationship is prevalent in nature. Some scientists have even stated that, "the majority of plants ...do not have roots; they have mycorrhizas." *

When mycorrhizal fungi inoculate a plant's roots, they produce hair-like filaments called hyphae. These filaments act as super-charged roots, forming a vast network in the soil called mycelium. Besides expertly capturing nutrients for its host plant, this network of mycorrhizal fungi is known to form even larger networks with mycorrhizal mycelia from other plants, exchanging nutrients amongst each other. Mycorrhizae are also known to control soil erosion and play an important role in storing carbon. Once colonized, the mycorrhiza will nearly always stay put for the lifetime of the plant.

Although mycorrhizae remain prevalent in nature, decades of unnatural conditions have greatly reduced the presence of this beneficial fungi in our urban, suburban and agricultural soil. Common practices, such as over-fertilization, tillage, removal of topsoil and fumigation, have greatly depleted our soil of beneficial organisms like mycorrhizal fungi. Luckily, we have recently been able to successfully re-introduce mycorrhizae into our landscape. Within the past 15 years, scientists have been able to isolate the spores of the fungus, and mycorrhiza is now being commercially produced. As of today, there are three types of mycorrhiza commercially available: Endomycorrhiza, Ectomycorrhiza and Ericoid mycorrhiza. Each of these strains of the beneficial fungus is used exclusively by certain species of plants.

Endomycorrhiza is the most widespread strain and is present in most of the world's soil. This type of mycorrhiza, also known as Arbuscular Mycorrhiza (AM), grows inside the roots of a plant. This is the most common type of mycorrhiza and is known to colonize roughly 85 percent of plant families.

Ectomycorrhiza grows outside of the root, forming a sheath over the root tip called the Hartig Net from which hyphae grow. This type of mycorrhiza is the only known to produce fruiting bodies, or mushrooms. Ectomycorrhizal fungi establish relationships with many trees, including pine, birch, beech, oak, chestnut, pecan, hazelnut, Douglas fir, spruce and many others.

Ericoid mycorrhiza grows inside the cortex of roots forming hyphal coils. This type of mycorrhiza colonizes plants of the Ericaceae family including rhododendron, azalea, heathers, blueberry and cranberry, among others.

Procuring any of these three strains for your garden, landscape or crop has become increasingly easy and affordable. The application of the fungal spores to your plants and your soil is straightforward. The key to a successful application is placing the spores next to or as close to the root of the plant as possible, which can be accomplished by either dry or wet applications. It takes about a month for the fungi to colonize the root and you will start seeing results within two months. Once the mycorrhiza is developed you will see your treated plant develop beyond your expectations.

More information is available at:

* www.kent.ac.uk/bio/beg/englishhomepage.htm

A member of SDHS's new sponsor California Mycorrhiza (www.californiamycorrhiza.com), Mary Ann Keeler is a writer based in Los Angeles. When she's not writing, she is either tending to her garden or researching ways to better her garden. ☺

YIPPEE! IT'S FRIDAY The GardenLife Newsletter Arrives!

By Susan Morse

For the past five months, when I realize it is Friday, my gardening energy level starts to rise. Each Friday, by e-mail, the GardenLife Newsletter, "A Growing Experience," arrives in my Inbox.

Like you, I also receive other snail mail and digital versions of gardening materials, including my beloved SDHS newsletter, "Lets Talk Plants." I glean gems of interest and information from these publications. I find the printed and digital publications each have their own personality. The GardenLife Newsletter sticks to a focus with just a few topics each week, with links to additional information.

There are sneak peeks about the weekend speakers on the Garden Compass and GardenLife radio programs. I can set my alarm to be sure I'm awake to listen, or know that I want to check the "archives" of the GardenLife radio program to access the podcast if I'm otherwise occupied that Saturday or Sunday morning.

There is a chance to win a prize for correctly identifying the Shutterbug Contest photo. The prize is usually a horticulturally-oriented book I'd love to have in my personal library. A Rose of the Week is highlighted and I usually drool over the colors.

Another reoccurring feature is What's Blooming in Our Gardens? Folks send in photos from their garden. Similar to our SDHS Plant Forum, it is fun to see what's growing in private gardens. It was titillating to see that I had a picture featured in the April 16th newsletter and to know that it was being seen by e-mail subscribers across the country. I also LOVE getting a bargain, and routinely there is a GardenLife limited time special offer to peruse.

SDHS Member Sharon Asakawa is the editor of this nifty newsletter. Watch for information in our August newsletter about honoring Sharon and Bruce Asakawa as our Horticulturists of the Year, 2010.



To subscribe to the GardenLife Newsletter, go to www.gardenlife.com. On the top of the page, to the far right, click on the area that says, "SIGN UP FOR OUR NEWSLETTER." GardenLife does *not* share the e-mail addresses. If one should decide to stop receiving their e-mail newsletter, there is an easy to use "opt out" with a "safe unsubscribe." I'd encourage you to give it a try. ☺

Plants that Produce

GOT CUCURBITOIDS?

By Richard Frost

What a fun word! Cucurbitoid refers to gourds and other members of the plant family *Cucurbitaceae*, which contains gourds, melons, pumpkins, watermelons, and cucumbers. In addition to these familiar annuals there are also some perennial vines, shrubs, and the exotic Cucumber Tree, *Dendrosicyos socotranus*. Among all these edible plants and flavors there has to be at least one you'd like to grow at home.

I'm sure it must have crossed Tom Lehrer's mind to write some crazy melodious song about all these related vegetables. "There's ... honeydew and crenshaw and sultan and casaba; sugar pie, acorn, butternut, and ambrosia; ...". Every time I start working with the melons in my garden I can just hear him singing it!

The cucurbitoids all utilize high levels of potassium to produce outstanding crops. If you want to achieve this organically, then either apply wood ash to the garden bed the previous fall or apply Sul-Po-Mag during the growing season while keeping a watchful eye on the soil pH. A more prudent approach is to use a water-soluble mineral formula like 20-5-30 or 15-20-25 if you are getting a late start. For hydroponics the standard cucurbitoid formula is Urea-Free 8-16-36.

The cucurbitoids will all play host to powdery mildew. This is easily controlled by mixing one tablespoon of sodium-free baking powder (potassium bicarbonate) in a gallon of water and misting the leaves about every other week. Mist, but do not wash the plants with it. The solution will kill the mildew instantly but it may take several days to fall off the plant.

Many cucurbitoids can develop long vines. The longer the vine, the more difficult it is for nutrients to travel from the roots to the

fruit. Try to keep the vines to five feet in length. My approach is to confine each plant (or pair of plants) to a 4 foot by 3 foot area and edge it with a trimmer.

The flowers of all these plants are edible and popular to put in salads or to garnish side dishes. Keep in mind the fruits develop from the flowers, so that the more flowers you pick the less fruit you will have.

In the muskmelon group my favorite variety to grow and recommend is Ambrosia. It can be an outstanding performer even next to the coast. The Crenshaw and Sakata's Sweet varieties are also delicious. In the watermelon group, the Crimson Sweet is the best I've ever tasted, but it requires more days of heat than we typically get on the coast. If you are making dill pickles I recommend an English cucumber variety such as Longfellow; otherwise there are a plethora of cucumbers to choose from.

Strictly speaking, the term "squash" refers to *cooked* cucurbitoids and not to a group of plants. For example, if you put grated uncooked pumpkin in your salad it is a "melon" but steamed cucumber is a squash. As you may recall, the "squashes" we commonly eat (including "Italian squash") were unknown in the Eastern Hemisphere until Native Americans introduced them to Europeans at that famous first Thanksgiving dinner. An interesting squash to try this year is Naples Long – basically a butternut shaped and flavored pumpkin. For container gardens the round "Eight Ball" Zucchini is a real treat.

SDHS member Richard Frost is a certified edible gardening nut. For copies of past articles and more information, please see www.PlantsThatProduce.com.

Trees, Please

FOOD FOR DROUGHT

By Robin Rivet

Summer has arrived. As our region squirms to quench its thirst with fading aquifers, why not improve your garden with trees that need minimal supplemental water, but bear fruit for your table?

Most San Diegans know that European olives grow well here, but what other fruit trees thrive in our Mediterranean climate? With fruit the size of large olives, the Chinese Jujube tree, *Zizyphus jujuba*, is popular in Asia for ornamental and culinary aspect. Jujubes are elegant, medium-sized evergreen trees that sport shiny, bright green leaves, and are virtually pest-free. Eaten out of hand, the fresh fruit tastes like a sweet, but crunchy apple. A delicious cultivar named 'Sherwood' is available locally. Other varieties can be left to dry on the tree, and are eaten like dates.

Perhaps ubiquitous for our region, the Pomegranate may be our most drought tolerant, attractive and edible fruit tree. Sadly, there are landscaping types grown only for their lovely form and flowers, but bearing no fruit. However, if you already have a fruiting one, it is likely the 'Wonderful' cultivar. Although popular, it relies more on tradition than virtue for its abundance. A few years ago, I had the good fortune to taste-test over 20 different varieties. I fawned over the exceedingly sweet and mostly seedless options. We eventually

chose 'Sin Pepe' (without seeds), 'Eversweet' and 'Parfianka', but I suggest you do some research before settling, as there are many colors, sizes, flavors and textures. All are tough, beautiful landscape plants.

Figs are royalty when it comes to edible Mediterranean trees. Again, there are too many cultivars to list, but accept there is one for every child and adult palette: honey-sweet figs, strawberry-fleshed figs, Tiger-striped figs, late season figs, repeat crop (Breba) figs, black figs for drying, huge yellow figs, and some figs that need pollinators. Did you know that the fig part we eat is essentially the flower bud, and not a true fruit?

Another hardy fruit tree for San Diego, with interesting fruit and evergreen foliage is the Loquat, *Eriobotrya japonica*. It shares similar qualities with its beautiful ornamental cousin, the Bronze Loquat. With bold light-green foliage, and sweet to sub-acid flavored succulent fruits that ripen in late spring, Loquat flavor is highly dependent on cultivar. Seek out and taste a variety before you purchase a grafted tree, and do not buy chance seedlings; they may not set quality fruit. 'Big Jim' is a locally cultivated hybrid.

Continued on page 17



Gardening Under Mediterranean Skies VIII: *Style & Whimsy in the Sustainable Garden*

September 23 - 26, 2010, Pasadena, California

Co-sponsored by L. A. County Arboretum & Botanic Garden, APLD Greater L A District, Mediterranean Garden Society

Complete details & brochure: www.PacificHorticulture.org/education-events

The *Style & Whimsy in the Sustainable Garden* symposium will be held in the fascinating Pasadena area on September 23 - 26, 2010. There is always room for fun and charm and joy in the garden, and this symposium will be focused on the lighthearted side of gardening in harmony with our climate. We'd love you to join us for one, two or all three days of lectures and bus tours. A fourth day with optional workshops and garden tours will give you a running start.

Nine engaging speakers will show you how to increase the fun and style in your garden. Bus tours to nine exceptional private gardens will demonstrate how personal and artistic a garden can be without necessarily breaking the bank and while following sustainable garden practices. Yes – it can be done, and we'll show you how!

Thursday, Sept. 23 - Optional Events

- ♦ Two day-long bus tours (*Architecture & Gardens* includes the Gamble House, 4 private homes and gardens. *Native Gardens & Art* goes to the Sam & Alfreda Maloof Foundation for Arts & Crafts, Rancho Santa Ana Botanic Garden, 3 private gardens).
- ♦ **FREE** tour of Arlington Garden in Pasadena.
- ♦ Three workshops (Hypertufa Container Making, Nitty-Gritty of Sustainable Garden Design, Advanced Broken Concrete Techniques).
- ♦ **FREE** Roundtable Panel Discussion on *The Science Behind a Sustainable Plant Palette*.

Friday, Sept. 24 - Speakers

- ♦ Debra Prinzing on *Renew, Refresh, Repurpose: High Concept Design Meets Sustainability*
- ♦ Keeyla Meadows on *Sustaining Spirit with Color and Whimsy*
- ♦ Patrick Anderson on *Succulent Gardens: Plants as Art and Architecture*

Saturday, Sept. 25 - Speakers

- ♦ Steve Brigham on *Sustainable Wildlife Gardening: Attracting Birds & Butterflies to Your Garden & Keeping Them There*
- ♦ Anthony Exter on *The Modern Garden: Urban Stress Relief and Emotional Sustainability*
- ♦ Jeffrey Bale on *Beautiful Stonework for a Sustainable Garden*



Sunday, Sept. 26 - Speakers

- ♦ Steve Gerischer on *Losing the Lawn*
- ♦ Richie Steffen on *Inspiration in a Responsible Garden*
- ♦ Marcia Donohue and Brandon Tyson on *Dreamscaping*

The Gardens (3 on tour each afternoon)

- ☼ One artists' garden, the centerfold story in the April 2010 issue of *Pacific Horticulture*, features an extensive native plant palette, plus art evoking agriculture and urban development, edible & ornamental plants, & sustainable elements including rainwater harvesting. [Saturday & Sunday]
- ☼ A city garden whose stylish front garden of colorful succulents in mass plantings makes the most of a sloping yard, with a back garden that is home to more succulents and low-water plants, shaded sitting areas, a small veggie garden and outdoor pizza oven! [Friday & Saturday]
- ☼ A secluded garden by award-winning garden designer Mayita Dinos has a grotto, whimsical sculptures, raised beds of succulents, and a striking water feature. Many materials were repurposed and recycled. [Friday & Saturday]
- ☼ Native and water-thrifty grasses are the striking feature of a "dog friendly" hilltop garden designed by John Greenlee, with modern art complimented by thoughtful plant choices and walls of broken concrete. [Friday & Sunday]
- ☼ Shown on the cover of the September 2009 *Garden Design* magazine (and winner of their Green Award), a garden by landscape architect Anthony Exter sets off its mid-century modern home with stylish plantings in what was formerly wasted space. [Friday & Saturday]
- ☼ Art in a succulent front garden by landscape designer Steve Gerischer includes a horse and cacti sculptures, plus an intriguing standing rock water feature. The back garden features an 8-foot tall blue angel. [Friday & Sunday]
- ☼ High water bills prompted the owner of this exceptional garden to replace a lawn with a water-thrifty landscape of decomposed granite paths around voluptuously curving beds of low-water perennials and shrubs. [Friday & Sunday]
- ☼ Two passionate artists created an amphitheater on a steep lot, with grass-covered broken concrete terraces, many recycled materials, a vast array of succulents and low-water plants, and lots of garden art. [Saturday & Sunday]
- ☼ Designed by Christopher Mercier and Ania Lejman, the homeowners love the very low-maintenance and casual charm of their garden, which features island beds of natives, shaded sitting areas, great privacy, a subtle water feature, kitchen garden, and an outdoor shower. [Saturday & Sunday]

SYMPOSIUM FEES:

\$135 - \$159 per day; \$35 discount for attending all 3 days
Thursday bus tours: \$150; workshops: \$30
Discounts available for students and people under 35

**For details & registration send e-mail to:
symposium@PacificHorticulture.org
or call
Susi Torre-Bueno at (760) 295-2173**

Welcome New Members!

We now have over 1300 members! Hope to see all of you at upcoming meetings. We encourage you to become active participants and share in the fun; to volunteer see page 4. A warm hello to the following folks who have joined recently:

We welcome California Mycorrhiza as our newest sponsor – see ad on page 16.

We also welcome these new sponsors:

Columbine Landscape and Glorious Gardens Landscape. Links to all our generous sponsors are on our website, www.SanDiegoHorticulturalSociety.org.

Fernando Bedolla	Felipe Hernandez, Jr
Justin Clow	Marilyn Kline
Katherine Finnell	Toni Ontiveros
Sharon Gahman	Lisa Wood
Scott Graves	

NEW ADVERTISERS:

California Mycorrhiza (PAGE 16).

HORT BUCKS ARE GREAT!

Kudos to the members below who brought in new members and therefore received Hort Bucks worth \$5 towards raffle tickets, name-tags, *Plant Forum* CDs or dues. To get **your** Hort Bucks just ask your friends to give your name when they join. The number after the person's name indicates how many members they recruited in 2010:

Ken Blackford (1)	Bill Nugent (1)
Debbie Boston (1)	Susan Oddo (1)
Lorie Johansen (1)	Diane Scharar (2)
Tami Joplin (1)	Jan Spooner (1)
Patti Keyes (3)	Susi Torre-Bueno (2)
Susan Marchetti (1)	Cathy Tyka (1)
Susan Morse (1)	

Discounts For Members

Pick up a Grangetto's Preferred Customer Savings Card at any Grangetto's location (see ad page 23). Get a 15% discount at Briggs Tree Co. & Wholesale Nursery in Vista (tell them to look up the "San Diego Hort Society Member" account).

Show your membership card and take 10% off any non-sale item at **Mission Hills Nursery** and **Moose Creek Nursery**.

Take 10% off membership fees at **San Diego Botanic Garden** (formerly **Quail Botanical Gardens**).

SEE THESE ADS FOR MORE DISCOUNTS:

Aristocrat Landscape, Barrels & Branches, Botanical Partners, Buena Creek Gardens, Cedros Gardens, Courtyard Pottery, IGS, Pacific Horticulture, The Plant Man and Solana Succulents.

SPONSOR MEMBERS

(names in bold have ads)

Agri Service, Inc.	Kellogg Garden Products
Anderson's La Costa Nursery	KRC Rock
Aristocrat Landscape, Installation & Maintenance	Legoland California
ArtPlantae	Mary's Good Snails
Barrels & Branches	Multiflora Enterprises
Botanical Partners	Nature Designs
Briggs Tree Company	Landscape
Buena Creek Gardens	Pardee Tree Nursery
California Mycorrhiza	Plantopia, Inc.
Cedros Gardens	Precision Irrigation Team
Coastal Sage Gardening	ProFlowers
Columbine Landscape	Red Worm Fertilizing Products
Courtyard Pottery	Reegan Ray
Cuyamaca College	Renee's Garden
www.EasyToGrowBulbs.com	SECO Landscapes
EuroAmerican Propagators	Solana Succulents
Evergreen Nursery	St. Madeleine Sophie's Center
Forget-Me-Not Landscape Design	Sterling Tours
Glorious Gardens Landscape	Sunshine Gardens
Grangetto's Farm & Garden Supply	www.TheMulch.com
Green Thumb Nursery	The Yard Fairy
Healing Time Books	Tree of Life Nursery
Innovative Growing Solutions	Walter Andersen Nursery
	Weidners' Gardens
	Pat Welsh
	Westward Expos

LIFE MEMBERS

*Horticulturist of the Year

Chuck Ades* (2008)	Penelope Hlavac
Walter Andersen* (2002)	Debbie & Richard Johnson
Norm Applebaum & Barbara Roper	Lois Kline
Bruce & Sharon Asakawa* (2010)	Vince Lazaneo* (2004)
Gladys T. Baird	Jane Minshall* (2006)
Debra Lee Baldwin	Bill Nelson* (2007)
Steve Brigham* (2009)	Tina & Andy Rathbone
Wayne Carlson	Peggy Ruzich
Laurie Connable	Susi & Jose Torre-Bueno
Julian & Leslie Duval	Don Walker* (2005) & Dorothy Walker
Edgar Engert* (2000)	Lucy Warren
Jim Farley	Evelyn Weidner* (2001)
Sue & Charles Fouquette	Pat Welsh* (2003)
	Betty Wheeler

CONTRIBUTING MEMBERS

Alta Vista Gardens
Philip Tackill & Janet Wanerka
René van Rems
Village Garden Club of La Jolla

What's Up at San Diego Botanic Garden?

INSECT FESTIVAL AT THE SAN DIEGO BOTANIC GARDEN

Join us on July 10 and 11 for one of the most popular nature-driven educational events at the Garden.

Entomologists and other bug experts will be showcasing live insects, including the famous "Madagascar hissing cockroaches," insects from around the world, local butterfly and moth caterpillars, honey bees, agricultural pests, aquatic insects and plants, frogs, and more. They will be answering questions, providing handouts, and giving out goodies.

Dr. Mike Glassey of All-Pro Environmental Services will bring his hawks and owls for close viewing, plus snakes, spiders, scorpions, and more. The San Diego Herpetological Society will let you pet some of the many snakes they will have on display.

You can enjoy "Bug Art" from Steven Kutcher, who uses insects as living, moving paintbrushes to create his paintings. His method does not hurt the insects, who, after all, are his artists. And thanks to the efforts of Leslie Duval, you can taste cooked mealworm larva in at least three flavors: mesquite, teriyaki, and barbeque.

Courtesy of Booman Floral, we will have Venus flytrap and pitcher plants for sale; Bell's Bugs will bring milkweed plants, a favorite of caterpillars.

Wonders of Wildlife will give presentations featuring bug-eating animals such as the monitor lizard, blue tongue skink, fennec fox, opossum, and naked neck chickens. And the San Diego Bird Breeders will give you the opportunity to interact with their birds and learn about conservation.

In addition to insects and plants, you will also be able to purchase decollate snails (they eat bad snails), birdhouses, feeders, worm castings, worm composting materials, nature books for kids, and more.

Insect Festival

July 10 and 11, 10 am – 4 pm

Sponsored by the County of San Diego Department of Agriculture Weights and Measures, Lloyd Pest Control, and San Diego Botanic Garden
Cost: Free for children 12 and under.
 For admission coupon visit www.SDBGarden.org

New E-Mail? New Street Address?

Please send all changes (so you will continue to receive the newsletter and important notices) to membership@sdhortsoc.org or SDHS, Attn: Membership, PO Box 231869, Encinitas, CA 92023-1869.


We NEVER share your e-mail or address with anyone!

Book Review

THE ANGEL TREE: THE ENCHANTING QUEST FOR THE WORLD'S OLDEST OLIVE TREE

By Alex Dingwall-Main

Reviewed by Caroline McCullagh



Reading this book is a little like reading Alice in Wonderland. It takes you to a place that is different. At times you think the author is making it up, but he isn't.

Alex Dingwall-Main is a Scottish garden designer who lives in Provence, France. One day, while driving home from the mundane errand of buying printer ink, he has a mild fender-bender. The man he has run into, Regis Lautour, becomes a client—a client with lots of money—and between them they create a dream of finding the oldest living olive tree and relocating it into Monsieur Lautour's garden.

No big deal you think. So you find a hundred-year-old tree at the local nursery, hoist it up into the back of your pickup, and off you go. Well think again. Dingwall-Main embarks on an odyssey that takes him through France, Spain, Italy, and Greece looking at older and older trees, not a hundred years, not a thousand, but maybe three thousand years old. For instance, there is a tree in Greece under which Plato held classes twenty-five hundred years ago.

The problem with old olive trees is that many of them are considered national or local treasures, so they, like Plato's tree, are not available. But, at the same time, there are canny farmers who own some that are available, and know they're sitting on gold mines. I wondered why anyone would sell an old olive tree, but, as they say, anything is for sale for the right price, and an old olive tree doesn't produce as much fruit as a younger one.

During his search, Dingwall-Main meets a number of tree dealers who specialize in old olives. I was surprised that there'd be enough interest in buying one particular kind of tree that a number of people could spend their careers facilitating the sales. I once knew a woman whose husband sold jetliners. He didn't have to make many sales in a year to be very happy. The same thing is true of people who sell old olives. The trees are expensive, and as with almost anything where there's a lot of money to be made, interesting characters abound.

I have to admit the book was a little slow to get into. I read a lot of British authors. Their vocabulary is a little different from what I'm used to, but Dingwall-Main has a unique voice and a style that's charming, but a little difficult to read. That all changed for me, though. The book came alive for me as, I think, the quest came alive for him when he saw his first really old tree.

I think you'll enjoy following his search to its surprising and satisfying end.

The Angel Tree (ISBN 1-55970-711-9) was published in the U.S. in 2004, so you'll probably have to look for it on the Internet or at a second hand book store. I bought it at www.salebooks.com. It's listed at \$25, but you know how that goes. It's hardbound, 316 pages, and includes a bibliography, a section on olive facts, and some nice line drawings by the author. ☞

Community Outreach

By Linda Johnson

RESOURCES FOR FIREPROOFING THE LANDSCAPE

Hot July is a reminder that fire season is on its way. Be prepared by utilizing the many resources of local community organizations working together to protect landscapes and homes from the devastation of wildfires. See below for information on several of these organizations:

The **Fire Safe Council** (www.firesafecouncil.org) provides information and assistance for establishing and maintaining local Fire Safe Councils, such as the FSC Handbook. The Mission of the Fire Safe Council is to mobilize Californians to protect their homes, communities and environments from wildfire. Since its formation in April 1993, the Council has united its diverse membership to speak with one voice about fire safety. The Council has distributed fire prevention education materials to industry leaders and their constituents, evaluated legislation pertaining to fire safety and empowered grassroots organizations to spearhead fire safety programs. There are fifty public and private organizations that are members of the Fire Safe Council, who all work together towards wildfire protection.

The **National Firewise Communities Program** (www.firewise.org) is a multi-agency effort designed to reach beyond the fire service by involving homeowners, community leaders, planners, developers, and others in the effort to protect people, property, and natural resources from the risk of wildland fire - before a fire starts. This effort emphasizes individual responsibility for safer home construction and design, landscaping, and maintenance. The goal of the program is to reduce loss of lives, property, and resources to wildland fire by building and maintaining communities in a way that is compatible with our natural surroundings. Resources include courses on **firewise landscaping**, which are designed for people living in wildland areas who make decisions about landscaping their homes. Issues of appropriate landscape designs, specific planting and pruning alternatives, and appropriate planting materials for interface/intermix fire environments are included. Firewise plant lists are also available to assist in the proper selection of landscape materials.

Urban Forests Ecosystems Institute (www.ufe.org) was developed by the faculty of Cal Poly to address the increasing need for improved management of the urban forests in California. The purpose of the institute at Cal Poly is to provide a center for research, technology transfer, and community service and outreach programs assisting landowners and public agencies in improving the management of urban forests. Working with other universities, government agencies and private consulting firms, the UFEI has developed a website that provides information for homeowners to assist with tree selection and maintenance, and to avoid causing and/or contributing to fires. Tree species and location can influence the fire safety of your home; and while all vegetation can burn, research has shown that some plants resist fire better than others. Care should be taken to lessen factors that contribute to their flammability and hazard.

SelectTree provides fire resistance information from The UC Forest Products Laboratory, including ratings on favorable and unfavorable fire performance. Visit www.selecttree.calpoly.edu/fire_safety.html.

The **National Fire Protection Association** (www.nfpa.org) works towards reducing the worldwide burden of fire and other hazards on the quality of life by providing and advocating codes, standards, research, training and education. The world's leading advocate of fire prevention and an authoritative source on public safety, NFPA develops, publishes, and disseminates more than 300 consensus codes and standards intended to minimize the possibility and effects of fire and other risks. For landscape resources, visit http://www.nfpa.org/assets/files/PDF/Member%20Sections/Summer_09_News_Notes.pdf. ☞

QUALITY never *grew* so good!

Briggs Tree Company, Inc.:

- Unusual plant varieties and new introductions
- Commitment to quality and service
- In-house purchasing agent
- Full-scale ornamental nursery - flats to 4" color, shrubs, vines and trees
- Over 200 acres in production
- Delivery anywhere in the continental US



San Diego
760.727.2727

briggstree.com
view our Virtual Tour

SDHS SPONSOR ↓

Steve & Shari Matteson's

BUENA CREEK GARDENS

Not Just a Plant Nursery, A Botanical Destination!
Come stroll our 4-Acre Display Gardens. Have a Picnic,
Read a Book Amongst the Redwoods or Giant Bamboo...

Visit our website
www.BuenaCreekGardens.com
for details about
special activities this month

FALL & WINTER HOURS: Wed - Sat 9am to 4pm; Sun 10am to 4pm
Closed Mon & Tues



418 Buena Creek Road
San Marcos, 92069
(760) 744-2810

www.BuenaCreekGardens.com

10% discount for SDHS members

The Real Dirt On...

HENRY FREDERICK SANDER

By Linda Bresler



Henry Frederick Conrad Sander (1847-1920) was a renowned orchidologist who collected, propagated and hybridized orchids for much of Europe. In the specialized field of orchid growing, his name still stands as the "hallmark" of excellence in orchidology.

Sander was born in Hanover, Germany, and began working at the age of twenty for a nursery in England.

There, he met the Czech explorer and plant collector, Benedict Roezl. They entered into a partnership whereby Roezl shipped plants to Sander to sell, while he was free to collect and explore.

Sander began a small business selling seeds, along with the orchids and other tropical plants that Roezl sent to him. The plant consignments became so large that they soon filled a huge warehouse adjoining the seed shop. The selling of orchids became so profitable for both men that Roezl was able to retire comfortably in his native city of Prague.

In 1881, Sander built a home and large nursery on four acres in St. Albans, England. Sixty greenhouses were stocked with thousands of plants and some of the finest species of orchids then known. Several of the greenhouses were devoted to orchid seed production, and numerous hybrids were additionally tested and propagated. Up to twenty-three plant collectors were employed to search forests and mountainous areas in Asia and South America for new species. Between one and two million plants were handled in the St. Albans establishment in the 1880's and 1890's. Sander's nursery became recognized as the showplace of horticulture in Europe, and kings and noblemen were frequent visitors. He was appointed the Royal Orchid Grower to Queen Victoria in 1886.

In 1885, Sander envisioned a monumental publication that would depict orchids life-sized, with text in English, German, and French. The work appeared in two volumes, measuring 21.5 inches by 16 inches, and bound in leather. In all, there were two series of two volumes each. Each volume was dedicated to a different European queen.

Sander also began a monthly publication on orchids called *Reichenbachia* in honor of Heinrich Gustav Reichenbach of Hamburg, a great orchidologist. He commissioned his future son-in-law, Henry Moon, to do the illustrations.

Sander established a nursery in Summit, New Jersey, in the 1880's. The management logistics proved too complex, and he later sold it. He also began a nursery near Bruges, Belgium, in 1894. This establishment grew to over 250 greenhouses, with the orchid section alone encompassing fifty greenhouses.

When World War I broke out in 1914, Sander and his family fled from Bruges to England, just ahead of the invading Germans. After the war, Sander only visited his Belgium nursery once, in 1918. He died in 1920 after the recurrence of an old illness.

In recognition of his services as an orchidologist, Sander achieved numerous honors and distinctions. He was made one of the original holders of the Royal Horticultural Society's Victoria Medal of Honour, and held several foreign orders including the Belgium Order of the Crown. As head of his firm, he was awarded the French President's Prix d'Honneur in Paris, the Veitchian Cup in 1906, the Coronation Challenge Cup in 1913, forty-one gold medals, twenty-four silver cups, and hundreds of trophies and diplomas. In addition, he was made Baron of the Russian Empire. The Orchidaceae genus *Sanderella* O. Kuntze is named for him. In his prime, he was known as "The Orchid King" throughout Europe.

Member Linda Bresler is a certified landscape designer living in Poway. She specializes in drought-tolerant, low maintenance designs that provide four-season beauty. ♪

SDHS SPONSOR ↓

A New On-line Gardening Community Just For You!

www.theMulch.com is
Southern California's newest
and most innovative on-line
gardening community.



Plant. Grow. Share.

- Connect with other gardeners who have similar interests.
- Access the most complete Gardening event calendar in Southern California.
- Get practical recommendations from local garden experts.
- Ask members and experts questions and get useful answers.

Visit theMulch.com today & join. It's free, easy & it's all about having fun!

SDHS SPONSOR ↓

10% DISCOUNT FOR SDHS MEMBERS



Courtyard Pottery

Pottery, Fountains & Garden Gifts
Design Services & Delivery Available

All pieces are hand selected for quality, design and color!

Tues-Sun 10am-5pm Closed Mondays

new location!

142 S. Cedros Ave
(across from the Belly Up)
Solana Beach, CA 92075
ph **858.481.POTS (7687)**

www.courtyardpottery.com
courtyardpottery@att.net



SDHS SPONSOR ↓

INDOOR GARDEN SUPPLY

ORGANICS **HYDROPONICS** **New Location!**

"Help us Grow and we'll help You Grow!"



Innovative Growing Solutions

"Your Success is Our Success"

858.578.4477
www.IGSHydro.com
5060 Santa Fe Street #D
San Diego, CA 92109

10% discount for SDHS members

Style and Whimsy Continued from page 5

homeowner in a small area. Interest is created through natural materials such as the flagstone steps and gravel, stone bench, and lava birdbath. Pots add height and dimension, highlighting the plant selections. Bright flower colors stand out against the hardscape, while birdhouses make it fun and allow anyone to express their creativity. California native plants need less water and care, which make them perfect for our gardens. They tend to have the most blooms in the spring and take a rest during the hot summer months, and if we expand our selections to the southwestern region (birds don't care where the California state line is), we can have lots of color in the garden year 'round. Learn lots more about these plants at www.CaliforniaNativePlants.com.



Dora Jean Myrick on opening day in the SDHS garden

Photo by Patti Keyes

The edible flower area demonstrated that many common flowers – rose, carnation, fuchsia, daylily, impatiens, and marigold – are edible! Before tasting them, however, you must be positive you have them properly identified. For example, daylily flowers are edible, but other lily flowers are poisonous! The flowers must have been grown free of pesticides; do not eat flowers from florists or nurseries, which may have been treated with pesticides not appropriate for food. Try just a small taste to start, and be aware of any allergies. Learn more at whatscookingamerica.net/EdibleFlowers/EdibleFlowersMain.htm.

The raised bed herb garden area was a very popular part of our display. Locate *your* herb garden in a sunny area near the kitchen. Growing herbs is easy, and they're healthy additions to salads and vegetable dishes. Plant herbs like parsley and dill to snip as needed for cooking and garnishing. Raised beds make the job of maintaining and harvesting the herbs and garden vegetables accessible without back strain. Use hand tools for cultivating and carry a bucket for waste and removal of unwanted snails and other harmful critters. A low wire fence will prevent rabbits from getting your bounty before you do. An enclosed wire top will keep the birds and squirrels out of the garden. If you have gophers, use welded wire hardware cloth at the bottom of your raised bed to prevent them from eating the roots of your plants. Include a pot of *Aloe vera* to apply to burns and skin irritations for soothing relief.

In the raised vegetable box area we left half of one box empty to show how it was constructed. Build your boxes 4' wide and 8' long using recycled material or treated wood. A flat board on top will serve as a seat and shelf to place baskets or buckets on as you tend the garden bed. Attach welded wire hardware cloth to bottom of boxes to prevent gophers from entering through the soil. Remember to plant what you and your family enjoy eating, as the

Continued on page 14

harvest for some crops comes all at once during the warm and cool season cycles. Consider canning and preserving the extra fruits and vegetables that you have for the off-season.

Drip irrigation on top of the soil (and under the mulch) is the easiest and most effective way to water your veggies. It helps minimize the chance of spreading diseases from one plant to another. Putting water right where it is needed also reduces weeds. It is easy to remove and rearrange drip systems when you change the layout of your veggie beds. Add a timer so you don't have to be home every day! You can use flexible drip systems for your entire garden, too.

RECIPES

Rose Petal Tea (from Aleksandra Owczarek)

When as a child I visited my grandmother we would often make a tea of rose petals using *Rosa rugosa* (Japanese rose). We drank it warm or cold, depending on the weather, and I still can smell that tea. Here is her recipe:

2 cups fresh fragrant rose petals (about 15 large roses)
3 cups water
Honey to taste

Clip and discard bitter white bases from the rose petals. Rinse petals thoroughly and pat dry. In a small saucepan over medium-high heat, place the prepared rose petals. Cover with water and bring just to a simmer for approximately 5 minutes (or until the petals become discolored). Remove the pan from the heat and strain the hot liquid into teacups. Add honey to taste.

SDHS SPONSOR



PROFESSIONAL

quality for professional results since 1925



800.697.3683 • www.KelloggGarden.com

Parsley Potatoes (from Marilyn Guidroz)

Boil until tender any potato variety cut into bite size pieces. Drain off excess water and return to cooking pot. Turn off burner. Add butter or olive oil, salt to taste and chopped parsley from the garden. Cover and let set for 15 to 20 minutes. Stir gently and serve with fresh parsley garnish.

Thai Vegetables (from Marilyn Guidroz)

Slice firm tofu into thin squares. Sauté in hot olive oil until slightly golden brown and set aside. Chop onion, garlic and any fresh vegetables from the garden. Sauté with 1 Tablespoon olive oil until tender. Add the tofu and chopped hot pepper; stir until warm. Add soy sauce and 1 Tablespoon fruit jam or peanut butter.

Strawberry Salad (from Marilyn Guidroz)

Harvest fresh leaf lettuce; wash and pat dry and tear into bite-size pieces. Slice fresh strawberries and oranges and add to the lettuce with blueberries and pecans. Serve with poppyseed salad dressing.

PLANTS USED IN THE DISPLAY GARDEN

Native Plant Bird Garden – Designed by Melissa Mora

BOX ELDER....*Acer negundo* ssp. *californicum*
SUNDROPS....*Calylophus hartwegii*
BRITTON'S CHALK DUDLEYA (SILVER FORM)....
Dudleya brittonii (silver form)

BOUNTIFUL SEASIDE DAISY....*Erigeron glaucus* 'Bountiful'
ISLAND ALUM ROOT....*Heuchera maxima*
FRAGRANT PITCHER SAGE....*Lepechinia fragrans*
FERN LEAF CATALINA IRONWOOD

Lyonothamnus floribundus ssp. *asplenifolius*
GOLDEN ABUNDANCE OREGON GRAPE
Mahonia aquifolium 'Golden Abundance'
STICKY MONKEYFLOWER....*Mimulus aurantiacus*
RED MONKEYFLOWER....*Mimulus aurantiacus* var. *puniceus*
MARGARITA BOP PENSTEMON....*Penstemon* 'Margarita BOP'
WHITE SAGE....*Salvia apiana*
CLEVELAND SAGE....*Salvia clevelandii*
HOT LIPS SAGE....*Salvia microphylla* 'Hot Lips'
BLUE-EYED GRASS....*Sisyrinchium bellum*

Herb Garden – Designed by Marilyn Guidroz

CHIVES....*Allium schoenoprasum*
BOUQUET DILL....*Anethum graveolens* 'Bouquet'
DUKAT DILL....*Anethum graveolens* 'Dukat'
FERNLEAF DILL....*Anethum graveolens* 'Fernleaf'
MIZUNA...*Brassica nipposinica* or *Brassica juncea* var. *japonica*
EPAZOTE....*Chenopodium ambrosioides*
LONG STANDING CILANTRO/CORIANDER....
Coriandrum sativum 'Long Standing'
ARUGULA...*Eruca sativa*
STRAWBERRY....*Fragaria* cv.
PRETTY IN PINK STRAWBERRY....*Fragaria* 'Pretty in Pink'
PRETTY IN ROSE STRAWBERRY....*Fragaria* 'Pretty in Rose'
ORANGE MINT....*Mentha x piperita* f. *citrata*
THE BEST SPEARMINT....*Mentha spicata* 'The Best'
PINEAPPLE MINT....*Mentha suaveolens* 'Variegata'
PURPLE RUFFLES BASIL....*Ocimum basilicum* 'Magic Mountain'
VARIEGATED BASIL....*Ocimum basilicum* 'Pesto Perpetuo'
PURPLE RUFFLES BASIL....*Ocimum basilicum* 'Purple Ruffles'



Herb basket in the SDHS garden

- DARK OPAL BASIL....*Ocimum basilicum* 'Purpurascens'
- AFRICAN BLUE BASIL....*Ocimum kilimandscharicum* x *basilicum*
'Dark Opal'
- SWEET MARJORAM....*Origanum majorana*
- OREGANO....*Origanum vulgare*
- GOLDEN OREGANO....*Origanum vulgare* 'Aureum'
- RED SHISO....*Perilla frutescens*
- CURLY PARSLEY....*Petroselinum crispum* var. *crispum*
- ITALIAN PARSLEY....*Petroselinum crispum* var. *neapolitanum*
- SUGAR SNAP SNOW PEAS....*Pisum sativum* var. *saccharatum*
'Sugar Snap'
- TUSCAN BLUE ROSEMARY....*Rosmarinus officinalis* 'Tuscan Blue'
- TRAILING ROSEMARY....*Rosmarinus officinalis* 'Prostratus'
- GOLDEN SAGE....*Salvia officinalis* 'Aurea'
- BERGGARTEN SAGE....*Salvia officinalis* 'Berggarten'
- PURPLE SAGE....*Salvia officinalis* 'Purpurea'
- TRICOLOR SAGE....*Salvia officinalis* 'Tricolor'
- BONANZA MARIGOLD....*Tagetes patula* 'Bonanza'
- DISCO MIX MARIGOLD....*Tagetes patula* 'Disco Mix'
- SAFARI YELLOW MARIGOLD....*Tagetes patula* 'Safari Yellow'
- SILVER EDGE THYME....*Thymus* x *citriodorus* 'Argenteus'
- LEMON VARIEGATED THYME.... *Thymus* x *citriodorus* 'Variegated'
- EMPRESS OF INDIA NASTURTIUM....*Tropaeolum majus*
'Empress of India'
- TIP TOP MIX NASTURTIUM....*Tropaeolum majus* 'Tip Top Mix'

**Edible Flower Garden –
Designed by Aleksandra Owczarek**

- FEIJOA, PINEAPPLE GUAVA....*Acca sellowiana*
- NONSTOP MIX TUBEROUS BEGONIA....
Begonia x *tuberhybrida* 'Nonstop Mix'
- DWARF MEYER LEMON....*Citrus* x *meyeri* 'Meyer Improved'
- IDEAL SELECT VIOLET SWEET WILLIAM....*Dianthus barbatus*
'Ideal Select Violet'
- TELSTAR PURPLE PICOTEE SWEET WILLIAM
Dianthus barbatus x *chinensis* 'Telstar Purple Picotee'
- DIVA™ WHITE/LILAC FUCHSIA....*Fuchsia* 'Diva™ White/Lilac'
- FUCHSIA....*Fuchsia* cv.
- DAYLILY....*Hemerocallis* cv.
- ACCENT LAVENDER BLUE IMPATIENS
Impatiens walleriana 'Accent Lavender Blue'
- ACCENT LILAC IMPATIENS....*Impatiens walleriana* 'Accent Lilac'
- SUPER ELFIN™ SAMBA MIX IMPATIENS
Impatiens walleriana 'Super Elfin™ Samba Mix'
- SUPER ELFIN™ WHITE IMPATIENS....*Impatiens walleriana*
'Super Elfin™ White'

Continued on page 20

SDHS SPONSOR ↓

Over 500 types of
stone and boulder for your
Water-Wise Garden.

Flagstone
Pavers
Pathway DG
Boulders...
and so much more...

Our creative and knowledgeable staff will help you make the best selections for the garden of your dreams.



Natural Stone & Boulder Supply

San Marcos (760) 744-1036
Poway (858) 748-3953
Lakeside (619) 443-8153

1 800 KRC ROCK (1 800 572-7625) www.KCRCRock.com

SDHS SPONSOR ↓

**Coastal Sage
Gardening**

**Garden Design
and Landscaping**

Rose & Fruit Tree Care

Wildflower Seeding

Calif. Native Plants

call for a free consultation

619 223 5229

coastalsage.com

SDHS SPONSOR ↓

**agri
service
inc**

building healthy soils



**compost
mulch
soil**

recycled from local greens

800 262 4167

**El Corazon
Compost Facility**

3210 Oceanside Blvd.
Oceanside, CA 92056
760 439 9920
www.agriserviceinc.com



SDHS SPONSOR ↓



THE KEELER GROUP

symbivit Arbuscular Mycorrhizal Fungi

MYCORRHIZA

Guaranteed min. 200 propagules per gram of endomycorrhiza.

Please visit our website

www.CaliforniaMycorrhiza.com

for more information on mycorrhiza
and where to find us

Help your plants and your garden get back to their roots
with **symbivit** mycorrhiza.

This natural and beneficial soil fungus will greatly
increase your plant's root volume, efficiency and overall
health.

One application for the life of the plant is all it takes to
get the best blooms, veggies and fruits.

**SAVE WATER AND SAVE MONEY WITH
SYMBIVIT MYCORRHIZA!**

Important Continued from page 4

The committee meets approximately three times a year. Please contact Judy Bradley at (619) 792-6715.

VOLUNTEER COMMITTEE

Outgoing and love to meet new folks? How about helping for an hour once a month with the meeting room check-in? Help also needed with the annual Volunteer Appreciation Party and other activities. Please contact Paula Verstraete at pverstraete@cp-sandiego.com. ☘

From the Board Continued from page 5

growing in various containers, live fish, and a solar panel. We were sure this would be a huge hit with kids and families, and it proved that you don't need a large space to grow healthy food in agreeable surroundings.

SDHS sponsor **Solana Succulents** won "Creative Use of Unusual Plant Material" for owner Jeff Moore's fascinating garden of low-water plants. His very creative combination of unusual succulents was outstanding, and the rocks he selected did an excellent job of setting off the plants.

The award for "Best Youth Garden" went to the **Canyon Crest Academy Eco Club** garden. Our judges especially liked that they included plants that were (and still are) important to the Native Americans who began living here thousands of years ago.

Kristi Beach of **Akana Design** won for "Nomenclature Accuracy." We consider the accuracy of plant names an exceedingly important and crucial service to the gardening public, and her plant names were flawless! The selection of plant material was also excellent and showed that a gorgeous garden doesn't mean high water plants. The wooden wall, gravel mulch and patio area were all inspired touches and so well designed and carried out.

The **San Diego Botanic Garden** won our \$500 "Don & Dorothy Walker Award for Most Outstanding Exhibit." Member Katie Pelisek, with help from Bill Teague (who designed our gardens for many years), created a large and outstanding garden with many rustic touches. The edible and non-edible plants combined to make a lovely display sure to be an inspiration to many gardeners.

Congratulations to all the winners! ☘



**Canyon Crest
Academy Eco Club**



San Diego Botanic Garden

Photos by Patti Keyes

Trees Continued from page 7

Expensive in markets, but free when harvested at home, pine nuts are worth considering when planting yard trees. Pinyon Pines produce the largest and tastiest nuts, but natives such as the Torrey, Coulter and Jeffrey Pines, as well as the imported Italian Stone Pine, also have harvestable pignoli.

Finally, I cannot complete this article, without touting the heroic Pineapple Guava, *Acca sellowiana*. A landscaper's dream, this tree has it all. Its form can be shrubby, standard, hedged or espaliered. The gorgeous crimson/white edible flowers transform into delectable fruit, with 'Nazemetz' and 'Lickver's Pride' esteemed California varieties. Other more unusual trees that tolerate aridity are the Almond, Desert Lime, Jelly Palm, Kumquat and the Mulberry. Many mature trees like Avocados will acclimate to less water over time.

REMEMBER: infrequent, but deep watering to ALL your trees, can increase their tolerance to drought.

Member Robin Rivet is an ISA Certified Arborist, serves on the Environmental/Sustainability Commission for the City of La Mesa, and is member the San Diego Regional Urban Forestry Council, CA Rare Fruit Growers, and UCCE Master Gardeners. She welcomes public inquiries and rebuttals. For more fruit tree information:

<http://www.crfg.org/index.html>

<http://www.crfg.org/nurlist.html>

<http://fruitsandnuts.ucdavis.edu/programs.htm> ☞




Photos by Patti Keyes



Solana Succulents

SDHS SPONSOR ↓

12755 Danielson Court
Poway, CA 92064
(858) 513-4900
FAX (858) 513-4790
Open 9-5, 7 days a week



3642 Enterprise Street
San Diego, CA 92110
(619) 224-8271
FAX (619) 224-9067
Open 8-5, 7 days a week

Free Garden Classes at both locations on Saturday mornings
www.walterandersen.com

SDHS SPONSOR ↓



MARIPOSA
TREE SERVICE INC

KEEP YOUR TREES BEAUTIFUL, SAFE AND HEALTHY!

- ◆ Expert Tree Pruning & Removal
- ◆ Tree & Shrub Fertilization
- ◆ Certified Arborist Consultations

All jobs personally supervised by owners
Serving Rancho Santa Fe Area Since 1977

(858) 756-2769
Lic# 658986





SDHS SPONSOR ↓



Aristocrat Landscape
Water-Wise Landscapes

- Spring cleanup
- Organic maintenance
- Xeriscape installation
- Synthetic turf

(800) 329-9887
www.AristocratLandscape.com
Lic# 633203

10% discount for SDHS members

SDHS SPONSOR ↓



Mary's GoodSnails™
"GoodSnails to Eat the Bad Snails!"

Mary Chidester Borevitz
(760) 744-9233

Order online: www.goodsnails.com
Email: mary@goodsnails.com

912 Cassou Road, San Marcos, CA 92069 (mail only)

Use decollate snails as a biological method for control of brown garden snails.

Save time, select trees with confidence!

Buy the book that garden magazines are crazy about!

"... a must-have ...for gardeners and landscape professionals." (*Sunset*)

"... a must-have for coastal and inland gardeners" (*California Garden*)

"...a valuable resource for ... gardeners" (*Pacific Horticulture*)

The perfect gift for anyone in Southern California!


Published by the San Diego Horticultural Society and photographed entirely in San Diego, this completely updated edition has details on 260 trees, over 500 color photos, and a handy color chart showing when the trees are in bloom and how large they get.

**Only \$20 for
SDHS Members**
(pick one up at a meeting)

**We can mail a copy
for only \$5 - order now!**

Send \$25 to:

San Diego Hort. Society
Attn: Book Order
P. O. Box 231869
Encinitas, CA 92023-1869



SHARING SECRETS

This column is written by you, our members! Each month we'll ask a question, and print your responses the following month.

The question for July was: What low-water bulbs have you planted from summer to fall, and where did you buy them?

Marty Arnold buys bulbs from, "www.Easytogrowbulbs.com (a SDHS sponsor) and www.stantonirisdgarden.com (a SDHS member). Okay, bearded iris are rhizomes, not bulbs, but they are incredibly drought tolerant and the reblooming iris bloom at various times during the summer and the fall. They require a little more water and fertilizer than the spring-only bearded iris, but still are drought tolerant. Besides the quality of their bulbs/rhizomes, both companies are located in San Diego County and the person who answers the phone can also answer questions!"

Sue **Fouquette** likes, "*Lapeirousia laxa* (Woodland painted petals) in the Iridaceae Family. It is native to Transvaal, So. Africa. I received the corms years ago from Ben Hardy, deceased Hort. member. This corm blossoms in the spring. It has sparse sword-shaped leaves and 6- to 12-inch spikes of 4 to 12 flowers, 1 inch across. The six petals are orange-red; three petals have a dark red basal spot. Plant corms in fall in full sun or part shade, setting them 3 to 4 inches apart, and cover them with 4 inches of soil. They can be left undisturbed for two or three years; they will then have multiplied greatly and need resetting or giving away. They are not in *Sunset Western Garden Book*, but are in *Hortus Third*, *Exotica*, *Tropica*, and *Time-Life Bulbs* books, some with photos."

Pam Jara told us, "I've planted lots of South African bulbs in my yard. My favorites are babiana because they naturalize & spread so nicely. I also like sparaxis, watsonia (both from So. Africa) and, of course, bearded irises. I purchased all of them at Walter Andersen Nursery on clearance. I tend to divide them, move and replant when they are finished blooming."

Susan Morse has a great story about a bulb: "My very favorite low water use bulb is the gargantuan *Urginea maritima* (White Squill), in the Lily Family. The neatest thing is that it came to me in the 'pay it forward' mode. While at the 2003 Fall Home/Garden show in Del Mar, I met a man who was selling these bulbs. Long story short, I had a ticket for lunch at the upcoming SDHS Fall Plant Sale at the Bernardo Winery and was not going to be able to use it. I offered to mail it to him. Later that day, much to my surprise, he brought me one of the huge 5 pound White Squill bulbs as a thank you. Fast forward 7 years... the bulb doubled last year and this year, there are three bulbs. My random act of kindness keeps giving back to me."

Gerald D. Stewart wrote that he lived in a trailer (if it were today he says he'd probably call it a mobile home) when attending Cal Poly, San Luis Obispo to study horticulture (space rent was \$38 a month!). He says, "Mr. & Mrs. Holden lived next door. They had a plant I fancied. They'd had it for years, and when I commented on it they divided it, grabbed an old clay pot they had laying around, and planted it in some dirt from the yard. It survived in that pot until last year when a friend threw out the "dead" (gardeners call it dormant) pot while "helping" me clean-up in an area I'd asked him to avoid, and failed to mention what he'd done. I didn't discover its absence until after trash day, so, after 40 years of surviving no water for months at a time, it's gone. I recently purchased 10 *Zephyranthes grandiflora* bulbs from Old House Gardens and planted them in dirt in a clay pot. They may no longer be my oldest continuing plant, but every time these pink rain lilies bloom I'll be reminded of a couple

THANK YOU to Oasis Water Efficient Gardens

for donating the Opportunity
Drawing plants at the
July meeting.

Please visit them at:
10816 Reidy Canyon Trail
Escondido 92026
(760) 744-8191 ext 3550

Open Wednesday through Saturday
from 8am to 4pm and
Sunday from 10 am to 4 pm
Closed Mon and Tues
Visit website for map and other details
www.oasis-plants.com

of the best neighbors I ever had—not only did they give me this plant, he was a retired winemaker who taught me about wine, and a classically educated man who taught me how to read the news critically (he felt that was important since I read the *Berkeley Barb* and the *LA Free Press* at the time). It's too bad the original bulbs are gone, but truly wonderful that the new ones will continue to remind me of two very special people."

Susi Torre-Bueno said, "I'm another huge fan of low-water South African bulbs, and buy them whenever I see them, including from vendors at our meetings. The species gladiolas are really interesting (*Gladiolus tristis* is sweetly-scented at night) and the lachenalias are dainty and fascinating. One fun place for lots of low-water plants of all kinds is at the fall plant sale at the U. C. Riverside Arboretum – check their website for details (www.gardens.ucr.edu/events). I like to purchase bulbs (and corms and rhizomes) from local plant societies. Some mail-order sources I have been pleased with are www.EasyToGrowBulbs.com (a SDHS sponsor), www.AnniesAnnuals.com, and www.vanengelen.com (especially good for large quantities).


Lucy Warren has "numerous narcissus. There are, I believe, eleven divisions (classes of these bulbs) and two will naturalize here. They keep blooming year after year with no particular care. I know that at least some of them came from Brent and Becky's of Gloucester, VA. (I love their bulbs! Not to mention that they are top notch people.) I have babianas, sparaxis, leucocoryne, sprekelia, zephyranthes, zantedeschia (calla), watsonia, velthemia, ornamental oxalis, ornithogalum, dietes, lecojum, ixia, lachenalia, ipheion, crinum, chasmanthe, amaryllis and hippeastrum. Don't get me started on the crocosmia, which spread like weeds. The native brodiaea are always a kick - it seems like there is nothing there and then, bang, they're in full bloom. There may be a few more (sorry guys, if I've forgotten you). Oh, I have a few glads this year, but they always seem to get thrips; they probably need more water. And, I had three tulips bloom this year after years of just leafing out."

The question for next month is:

What do you do to prevent soil from coming out the bottom (or top) of your pots?

Send your reply by July 5 to info@sdhortsoc.org.

July 12 SDHS Meeting: Bring a potted plant or cutting from your garden for the Plant Forum and hear what our expert has to say about it!



SDHS SPONSOR ↓



Solana Succulents

• Rare & Exotics • Container Gardens

Jeff Moore

355 N. Highway 101
Solana Beach, CA 92075

(858) 259-4568

www.solanasucculents.com

10% Discount for SDHS Members with this ad

SDHS SPONSOR ↓



Botany and Botanical Art Education

www.ArtPlantae.com

www.ArtPlantaeBooks.com

Books about botany & botanical illustration

www.ArtPlantaeToday.com

A blog for botanical illustrators

SDHS SPONSOR ↓

Sunshine Gardens

It's time to plant ... Come on Down!

We have just about everything the gardener in you is looking for:

- Bedding Plants ➤ Shrubs
- Citrus ➤ Houseplants
- Vegetables ➤ Fertilizers
- Soils ➤ Seed
- Trees ➤ Pottery

When you're here also visit
Elizabethan Desserts & Twigs by Teri

SUNSHINE GARDENS ENCINITAS
155 Quail Gardens Drive
Encinitas
(760) 436-3244

www.sunshinergardensinc.com

Open 7 Days Monday-Saturday 7:00-5:00, Sunday 9:00-4:00

SDHS SPONSOR ↓

cedros gardens
SOLANA BEACH

- ❖ Edibles ❖ Succulents
- ❖ Fruit Trees
- ❖ Drought Tolerant Plants

Pesticide-free since 1993

330 South Cedros Avenue
Solana Beach, CA 92075
(858) 792-8640

10% discount for SDHS members www.CedrosGardens.com

SDHS SPONSOR ↓

"It's the bible of local gardening."

**Pat Welsh's
SOUTHERN CALIFORNIA
ORGANIC GARDENING:
Month-By-Month**


PAT WELSH'S
SOUTHERN CALIFORNIA
ORGANIC GARDENING

COMPLETELY REVISED AND UPDATED

Available at select nurseries
and bookstores everywhere

Published by Chronicle Books

www.PatWelsh.com



SDHS SPONSOR ↓

Barrels & Branches

**Nursery, Maintenance
& Design**

Unusual plants, pottery and gifts

10% discount for SDHS members



Open daily 8am to 5pm
1452 Santa Fe Drive, Encinitas
(760) 753-2852
www.barrelsandbranches.com



SDHS SPONSOR ↓

You're Invited:

*For the Best in Bamboo, Palms, Cycads & now
featuring Aloe, Agave, and other succulents.*

*Visit our 4 Acre Display Garden and see the newest and
most unusual flora from around the world, including
our special Australian, New Zealand and South African
collections.*

10% discount for SDHS members




**Home of
Bamboo
Headquarters**

2498 Majella Rd, Vista
760-758-6181
www.BotanicalPartners.com

SDHS SPONSOR ↓

The Beauty of Irises
BY KATHARINA NOTARIANNI

A visual delight, this book features over 100 full color photos of
beautiful irises to inspire you. Includes
growing advice.



This book makes a wonderful gift. Easy
ordering through our online store:

Healing Time Books
WWW.HEALINGTIMEBOOKS.COM

Style and Whimsey Continued from page 15



Photo by Patti Keyes

Bird bath in the SDHS Edible Flower Garden

GRAVES LAVENDER....*Lavandula angustifolia* 'Graves'
SPANISH LAVENDER....*Lavandula stoechas*
JAPANESE HONEYSUCKLE....*Lonicera japonica*
FRENCH LACE SCENTED GERANIUM....
Pelargonium crispum 'French Lace'

ULTRA BLUE PETUNIA....*Petunia grandiflora* 'Ultra Blue'
ULTRA MIX PETUNIA....*Petunia grandiflora* 'Ultra Mix'
ICEBERG ROSE....*Rosa* 'Iceberg'
VANILLA MARIGOLD....*Tagetes patula* 'Vanilla'

Raised Veggie Beds – Designed by Marilyn Guidroz

ALOE VERA....*Aloe vera*
FIVE COLOR SWISS CHARD....*Beta vulgaris* var. *cida*
'Five Color Silverbeet'
CHAMPION COLLARDS....*Brassica oleracea* var. *acephala*
'Champion'
CHARMANT CABBAGE....*Brassica oleracea* 'Charmant'
EARLY JERSEY WAKEFIELD CABBAGE....*Brassica oleracea*
'Early Jersey Wakefield'
SWEET BANANA PEPPER....*Capsicum annuum* 'Sweet Banana'
THAI HOT PEPPER....*Capsicum frutescens*
GLOBE ARTICHOKE....*Cynara scolymus*
LETTUCE....*Lactuca sativa* cv.
BIBB LETTUCE....*Lactuca sativa* 'Bibb'
ICEBERG LETTUCE....*Lactuca sativa* 'Iceberg'
LOLLO ROSA LETTUCE....*Lactuca sativa* 'Lollo Rosa'
RED SALAD BOWL LETTUCE....*Lactuca sativa* 'Red Salad Bowl'
ROMAINE LETTUCE....*Lactuca sativa* 'Romaine'
BAY LAUREL....*Laurus nobilis*
EARLY GIRL TOMATO....*Lycopersicon lycopersicum* 'Early Girl'
RED CHERRY TOMATO....*Lycopersicon lycopersicum* 'Red Cherry'
YELLOW PEAR TOMATO....*Lycopersicon lycopersicum* 'Yellow Pear'
VERDE PUEBLA TOMATILLO....*Physalis ixocarpa* 'Verde Puebla'
TRAILING ROSEMARY....*Rosmarinus officinalis* 'Prostratus'
JAPANESE EGGPLANT....*Solanum melongena* var. *esculentum*
LEMON VARIEGATED THYME....*Thymus x citriodorus* 'Variegated'
CRIMSON SEEDLESS GRAPE....*Vitis vinifera* 'Crimson Seedless'
THOMPSON SEEDLESS GRAPE....*Vitis vinifera* 'Thompson Seedless'

Many thanks to these friends who generously assisted us with plants, materials, and furnishings:

- Anderson's LaCosta Nursery
(www.AndersonsLaCostaNursery.com)
- Backyard X-scapes (www.BackyardXcapes.com)
- Botanical Partners (www.BotanicalPartners.com)
- Briggs Tree Company (www.BriggsTree.com)
- Courtyard Pottery (www.CourtyardPottery.com)
- Evergreen Nursery (www.EvergreenNursery.com)
- Ewing Irrigation (www.ewingI.com)
- Green Thumb Nursery (www.greenthumb.com)
- Hauser's Patio and Rattan (www.hauserspatio.com)
- KRC Rock (www.KRCRock.com)
- San Diego Master Gardeners
(www.MasterGardenersSanDiego.org)
- Sunshine Gardens (www.SunshineGardensInc.com)
- Tree of Life Nursery (www.CaliforniaNativePlants.com)
- Village Nurseries (www.VillageNurseries.com)
- Marcia Wallin (designed and made Lucy the scarecrow)

Our beautiful garden was designed & installed by:

- Marilyn Guidroz (www.MarilynsGarden.com)
- Diane Downey/Aleksandra Owczarek/Melissa Mora
(www.YardFairy.com)
- Steve Jacobs (www.NatureDesigns.net)

WE THANK THEM ALL FOR THEIR EXCEPTIONAL SUPPORT!



San Diego Botanic Garden

Photos by Patti Keyes



Expert Aquaponics

THANKS VOLUNTEERS AND GARDEN HOSTS!

A great many people volunteered for our display garden at the Fair. We'll put their names in the next newsletter. Thanks so much to all of you for your help!

On May 23 we had a delightful Coffee-in-the-Garden at the La Jolla garden of Don & Jeanette Yeckel. Don's use of colorful and variegated foliage, garden containers and relaxing seating areas make this a very special garden indeed. On June 19 our Coffee was held in University City at the fascinating garden of Carol Costarakis and Rolf Haas. Carol has also used foliage to great effect, and the very large water garden, complete with a variety of koi, is stunning. Finally, on June 27 our annual Volunteer Appreciation Party was a big hit, and we held it at the lovely Elfin Forest garden which has been created by Susan and Frank Oddo. It was a fun afternoon for all, with lots to see in the garden and swell door prizes for all our wonderful volunteers. Thanks to Paula Verstraete for organizing the party. All these events were very successful, and we thank these generous members for opening their gorgeous gardens for us. We hope to have photos of both gardens in the August newsletter. ☺

SDHS SPONSOR ↓

MULTIFLORA ENTERPRISES

Rare & Unusual Palms, Fruits and Flowering Shrubs & Trees

Horticultural Consultation, William Skimina
760.723.8886 ✦ bitaski@aol.com
Online Catalog: MultifloraPlants.com


NOW Available!



Learn the San Diego Floral Association history by reading articles written by

the founding members and authors who came after them. **256 pages.** See pictures of members, flower shows, early magazine covers and other activities.

Enjoy the long history of our magazine. Available at S DFA office.



\$30. including tax

GREAT GIFT IDEA!



1650 El Prado #105,
San Diego, CA
92101-1684

Classified Ads

FREE TO MEMBERS; call Susi at (760) 295-7089 for details.

BOOK SEARCH: I am looking for copies of The Encyclopedia of Australian Plants, all volumes EXCEPT #'s 1 & 2. IF you know of anyone with ones for sale, I would love to buy them. Contact Bruce Hubbard at BHubbardMD@aol.com.

FREE PLANTS: Have two 7' tall pencil trees (Euphorbia tirucalli) in Ocean Beach. You dig and remove. Call Ruth Sewell at (619) 222-3121 or Rodd at (619) 223-1297.

Specializing in Protea and other plants native to Australia and South Africa.

"The largest Protea Nursery in the United States."

Blossom Valley Protea
Walter & Margot Parkola
Nursery hours by appointment
online at: www.blossomvalleyprotea.com

Mail:
P.O. Box 21094
El Cajon, Ca. 92021

Phone: 619-561-8287
Cell: 619-322-5627
E-mail: walterparkola@bvprotea.com


**Volunteer for
SDHS and
reap the rewards
of sharing
your talents!
See page 4.**

SDHS members save
36% on subscriptions
to *Pacific Horticulture*

Only \$18/year brings you a beautiful full-color magazine all about West Coast gardening!

Each fascinating issue has articles on places to visit, unique gardens, plant info, and lots more.

To subscribe to this exceptional publication send \$18 with your dues



PLANTS COMPREHENSIVE *

HORTICULTURE & LANDSCAPE

www.plantscomprehensive.com

Consulting, design, installation, irrigation, pruning/lacing/shaping/grooming, grafting, problem and situational diagnosis and resolution

619.223.5054 Certified Arborist C27 893456 619.302.1550

SoCal Nativescapes



Pearson's Gardens

SAN DIEGO'S TRADITIONAL HERB FARM



Cultivating Herbs,
Gourmet Vegetables,
Scented Geraniums,
Sages, Lavenders
for Your Gardens

(760) 726-0717

1150 Beverly Dr., Vista, CA PearsonsGardens.com

25 Years Experience in So. California



Daniel F. E. Cannou

Consulting Horticulturist

Sunset Horticultural Services

(760) 726-4411

Professional solutions to problems
with plants, soil and irrigation

Award-winning garden designs
water-wise • low maintenance

SDHS SPONSOR ↓



Weidners
The Garden Show Place

GARDEN COLOR!
 Open March 1st through Labor Day
 Six days a week - Closed Tuesdays
 Open 9:00 - 5:00

Flowering Plants ~ Succulents
 Perennials ~ Bedding Plants

East of I-5 between
 Leucadia & La Costa exits

(760) 436-2194
 www.weidners.com

Now on Facebook!

SDHS SPONSOR ↓



**Quality Products - Expert Advice
Friendly Service**

- Plant Food
- Amendments & Mulch
- Seed & Sod
- Veggie & Flower Packs(Seasonal)
- Garden Tools
- Irrigation Supplies
- Pest & Disease Control
- Rodent Control
- Bird Food & Feeders
- Frost Protection Products

◆ **Organic Products and Water Saving Devices!**

Helping Your Garden Grow

Since 1952
Farm & Garden Supply
Grangetto's

Escondido
1105 W. Mission Ave
760-745-4671

Fallbrook
530 E. Alvarado St.
760-728-6127

Valley Center
29219 Juba Road
760-749-1828

Encinitas
189 S. Rancho Santa Fe
760-944-5777



Let Us Help You Take Your Next Garden Project From Start to Finish!

Change Service Requested



A Pacific Horticulture Symposium

Gardening Under Mediterranean Skies VIII: Style & Whimsy in the Sustainable Garden

September 23 - 26, Pasadena, California

**Half Sold Out
Register ASAP
(details on page 8)**

REGISTER NOW for our most exciting symposium yet!

There is always room for fun & charm & joy in the garden... This symposium is focused on the **lighthearted** side of gardening in harmony with our climate. Be inspired to create your own delightfully personal garden, no matter what your budget.

- © Nine **engaging** speakers on how to **increase the fun & style** in your garden
- © Tour **NINE exceptional private gardens** filled with art & personality
- © Shop for fabulous plants, books & garden-related **goodies at our marketplace**
- © **Relax and recharge** with special tours, workshops & other fun options

In honor of our 35th year of publication, discounts will be available for:

- Attending all 3 days of talks/tours
- Attendees under 35 years old
- Full-time horticulture majors

**For complete details & registration brochure go to
www.PacificHorticulture.org/education-events
or call Susi Torre-Bueno at (760) 295-7089**



Annual Insect & Garden Festival



July 10 & 11, 2010

- Gardening Info
 - Pest Info
 - Bug Experts
 - Honey Bees
- 10AM-4PM
Sponsored By:
Lloyd Pest Control
- Crafts
 - Bug Eating
 - Good Food
 - And More

San Diego Botanic Garden

Admission: Adults \$12.00
Seniors, Students and Active Military \$8.00
Members, Kids Ages 12 & Under-FREE
\$1.00 Off One Admission
San Diego Botanic Garden 230 Quail Gardens Drive,
Encinitas, CA www.SDBGarden.org (760) 436-3036

What's Happening? for July 2010

The SDHS is happy to publicize items of horticultural interest. See other side for resources & ongoing events.
Send calendar listings by the 10th of the month before the event to calendar@sdhortsoc.org.

▼ SDHS Sponsor

Anderson's La Costa Nursery & Garden Design Center

- ♦ Full Service Nursery & Garden Design Center
- ♦ Over 200 Running Fountains
- ♦ Trees, Shrubs, Vines, Succulents
- ♦ Huge Greenhouse For Indoor Plants
- ♦ Large Selection of Pottery & Statuary
- ♦ Benches & Trellises
- ♦ Professionals to Answer Your Questions
- ♦ Exquisite New Gift Shop

.....Expect the Unusual



www.AndersonsLacostaNursery.com

Hello to all and welcome to our July garden tips and update:

Here's a little taster of what's new -

Starting in the Secret Garden this morning - lots of Tomatoes, including some of the most oft requested recently -

Cherry Tomatoes:

- ❖ Galina's Cherry - sweet golden cherry sized fruit
- ❖ Sugary - abundant clusters of small glossy fruit - very sweet
- ❖ Wild Cherry Tomatoes - great for Salsa and eating right off the vine - delicious!!
- ❖ Super Marzano - great in sauces, 5" pear shaped fruit
- ❖ Health Kick - an awesome determinate tomato - with the highest level of lycopene (50% more than other tomatoes), and very disease resistant. Large plum shaped fruit.

The tomato hornworms are getting pretty active now that our crops are getting ready to pluck so be sure you have plenty of "bT" (*Bacillus thuringiensis*) on hand to do away with them. This product only attacks this specific pest and is a fully organic solution for the garden.

As well as lots of other scrummy tomatoes there's lots more tempting treats in the Secret Garden.

Asclepias curassavica, milkweed, butterfly bush - back now from their winter cut back - butterflies love it and the Monarchs will lay their eggs on it.

The Shade color is amazing...

- ❖ *'Kong' Coleus* and the more 'sensible leaf' sized Coleus look fabulous.
- ❖ *Iresine* - also known as 'Bloodleaf' for the color of its leaves
- ❖ *Perilla Magilla* - If you like Coleus you will love Perilla. It has the same vibrant colors as its look- a- like but stronger stems, and it can be a perennial here in winter. Nice mounding growth habit, and large magenta, chartreuse, and green leaves.
- ❖ *Strobilanthes 'Persian Shield'* - one of my very favorite shade plants - a striking accent plant, displays lavender highlights on shimmering purple leaves. Ideal in mixed container, baskets, or in the landscape. Gets about 18" tall and 12" wide.
- ❖ *Fuchsias* - 4", 6" and hanging baskets - plus a new hanging basket size - 6", very cute, perfect for a small hanging space.
- ❖ *Brunfelsia* - A beautiful plant known as 'Yesterday, Today, and Tomorrow,' because its showy flowers open purple, turn pale lavender the next day and finally white

Continued on other side

The Water Conservation Garden (see other side for address)

July 1, 6:30-7:30pm, Ms. Smarty-and the Magic of Water Show! uses her magic to show you how to save water in this fun, family-friendly show. Family Fun Night-Free with admission. Contact Diana Goforth at (760) 436-3036 x204

July 2, 6:30-7:30pm, Ms. Smarty-Goes Buggy: Class for kids age 4-8 and their adult. Class for kids age 4-8 and their adult. \$10 Members \$15 Non-Members. Register online www.thegarden.org or call (619) 660-0614.

July 10, 9am-noon, Irrigation 101-the Basics: retrofitting, drip irrigation applications and installation and how to determine the water content of your soil. Class is designed for homeowners with little to no irrigation knowledge or experience! \$15 Members \$25 Non-Members. Register online www.thegarden.org or call (619) 660-0614.

July 14, 6:30-7:30pm, Ms. Smarty-and the Magic of Water Show! uses her magic to show you how to save water in this fun, family-friendly show. Family Fun Night-Free with admission.

July 18 1:30- 2:30pm Special Access Tour: Special tour is offered monthly for individuals who may have difficulty navigating the terrain of the Garden. Explore the Garden from the comfort of a Shuttle. Free, reservations required call (619) 660-6841

Saturdays, 10-11am, Garden Tour: Docent led tour of the Water Conservation Garden. Meet at the main gate at the Garden entrance. No reservations required.

San Diego Botanic Garden (see other side for address)

July 17, 10am-noon, Composting Workshop: Learn how to compost your food scraps and yard trimmings. Free. To register call (760) 436-7986 or see www.solanacenter.org.

July 24, 9am-1pm, Build Your Own Hydroponic Summer Garden: Learn the principles of the hydroponic wick method. Then build your own sustainable garden. Cost: Members/\$70, non-members/\$90. Pre-registration required by July 21. See www.sdbgarden.org/classes.htm.

Walter Andersen Nursery FREE Saturday Classes:

9:00am Point Loma Nursery:

- July 3, Summer Lawns
- July 10, Staghorn Ferns Growing them & Dividing them
- July 17, Bromeliads and Tillandsias
- July 24, Summer Rose Care
- July 31, Plumeria Care and Grafting Demonstration

9:30am Poway Nursery:

- July 3, Staghorn Ferns: Remounting & Care
- July 10, Summer Rose Care
- July 17, Plumeria with Richard Wright
- July 24, Hummingbird Gardens with Carol Fuller
- July 31, Color for Containers with Jen Merzigan

Details at www.walterandersen.com; addresses in ad on page 17

Evergreen Nursery Seminars (see page 4)

- 9:00 am, 13650 Carmel Valley Road, San Diego/Carmel Valley
- 10:00 am, 3231 Oceanside Blvd, Oceanside
- 11:00 am, 12460 Highland Valley Rd, Escondido

July 3, New & Unusual Plants: tour with our experts who will point out the "new and unusual plants" at the nursery. Free, refreshments provided

Cedros Gardens Saturday 10am classes:

Details at www.cedrosgardens.com; address in ad on page 19.

July 7, 6:30pm, Orchid Culture Class: (Dr. Gil Ho - Orchid Mixes). Lecture: Orchids of Southeast Asia by Gin Gan. Palomar Orchid Society, Carlsbad Woman's Club, 3320 Monroe St., Carlsbad. www.palomarorchid.org.

July 10, 4:30pm, South Bay Botanic Garden Walk: Perennials for Low Water Use. Main entrance gate near the 1800 building, Southwestern College, 900 Otay Lakes Rd., Chula Vista. Parking is free in Lot E. Fee \$1.

July 11, 10:30am, San Diego Bonsai Club: Discussion by Ted Matson. Room 104, Casa del Prado, Balboa Park. www.sandiegobonsaiclub.com.

July 11, 10am-2pm, California Garden & Landscape History Society: Explore Will Rogers' magnificent homestead. 1501 Will Rogers Park Road, Pacific Palisades. \$20 Member, \$25 Non-member. See www.cglhs.org or cglhs.org/ftp/Tours_Registration.pdf.

July 11, 1-3pm, Southern California Plumeria Society: Roger Anderson will discuss Vermiculture. Learn how earthworms can improve your soil, as well as keep insects off your plants. War Memorial Building, 3325 Zoo Drive. For info call (619) 461-5942 or see www.socalplumeriasociety.com

July 12, 6:30pm
Creating Stunning Succulent Containers
See page 3

July 20, 6:30pm, California Native Plant Society: Watershed Avengers, students engage, educate and inspire the community of City Heights to steward and restore their local canyons, watersheds, and habitats. Room 101 or 104, Casa del Prado, Balboa Park. Free. See www.cnpsd.org

July 23-25, 10am-4pm, Orange County Cactus and Succulent Society Sale: Hundreds of unusual and hard-to-find cactus and succulents. Fullerton Arboretum, 1900 Associated Road, Fullerton. See www.occss.org or www.fullertonarboretum.org/ps_Cactus.php

July 24, 4:30pm, South Bay Botanic Garden Walk: Fall Flowering Shrubs. Main entrance gate near the 1800 building, Southwestern College, 900 Otay Lakes Rd., Chula Vista. Parking is free in Lot E. Fee \$1.

July 28, 6pm, Mission Hills Garden Club: Urban Forestry. Here Yesterday, Gone Today, Back Tomorrow? Free for members; \$10 for guests/visitors. United Church of Christ 4070 Jackdaw St. San Diego. See missionhillsgardenclub.org

July 28, 7pm, Rare Fruit Growers San Diego Chapter: Panel on mango varieties. Join us for our mangos and ice cream social. Room 101, Casa Del Prado, Balboa Park. For info see cfrgsandiego.org

July 31, 10am-2pm, San Diego Rose Society Garden Tours: Jim Bishop residence: 4328 Randolph Street, San Diego. Jim Wright residence: 2151 Burgener Blvd., San Diego. For info see www.sdrosesociety.org/sdrs_calendar.htm#jul

Resources & Ongoing Events

SAN DIEGO BOTANIC GARDEN (formerly QUAIL BOTANICAL GARDENS): Open daily 9-5 (closed Thanksgiving, Christmas, New Year's Day); 230 Quail Gardens Dr., Encinitas. Fee: \$12/adults, \$8/seniors, \$6/kids; parking \$2. Free to members and on the first Tuesday of every month. (760) 436-3036; www.SDBGarden.org

WATER CONSERVATION GARDEN: Open 9-4 daily, free. Docent-led tours every Saturday at 10:00am. 12122 Cuyamaca College Drive West, El Cajon, (619) 660-0614 or www.thegarden.org

MISSION TRAILS REGIONAL PARK: Guided hikes Wed., Sat. & Sun. Visitor Center open 9-5, off Mission Gorge Rd., San Carlos, (858) 668-3275.

MASTER GARDENER HOTLINE:	Gardening questions answered by trained volunteers Mon.-Fri., 9-3, (858) 694-2860, www.mastergardenerssandiego.org
---------------------------------	---

SAN ELIJO LAGOON CONSERVANCY: Free 90-minute public nature walk 2nd Saturday of each month start at 9:00 am. Call (760) 436-3944 for details.

DESERT WILDFLOWER HOTLINE: Anza-Borrego Desert State Park: (760) 767-4684. For information, events, road conditions, etc. call (760) 767-5311 or visit <http://desertusa.com/wildflo/wildupdates.html>.

WILDFLOWER HOTLINE: March to May call the Theodore Payne Foundation hotline: (818) 768-3533 for info. on blooms in So. California and elsewhere; visit <http://theodorepayne.org>

BALBOA PARK:

Offshoot Tours: Free 1-hr walking tour in Balboa Park every Sat., 10am. Meet at Visitors Center; canceled if rain or less than 4 people. (619) 235-1122.

Botanical Building is one of the world's largest lath structures, with 1200+ plants and lavish seasonal displays. Open Friday-Wednesday, 10am to 4pm.

Botanical Library. Room 105, Casa del Prado, Mon.-Fri. and first Sat., 10am-3pm, (619) 232-5762.

Japanese Friendship Garden: Tues. to Sun., 10-4. Fees: free 3rd Tuesday; \$5/family; \$2/adult, \$1/seniors/students; (619) 232-2721, www.niwa.org

Canyonier Walks: Free guided nature walks Saturday & Sunday. (619) 232-3821 X203 or www.sdnhm.org

Balboa Park Ranger Tours: Free guided tours of architecture/horticulture, Tuesdays & Sundays, 1pm, from Visitors Center, (619) 235-1122.

S.D. Natural History Museum: Exhibits, classes, lectures, etc. (619) 232-3821; www.sdnhm.org

S.D. Zoo: Garden day 3rd Friday of every month from 10am. Pick up schedule at entry. Info: (619) 231-1515, ext 4306; www.sandiegozoo.org

Garden TV and Radio Shows

GardenLife Radio Show (national). Saturday from 8-9am and Sunday from 8-10am. KCEO 1000AM radio, hosts Bruce and Sharon Asakawa, John Bagnasco. Call-in questions: 866-606-TALK. If your local station does not carry GardenLife, hear it streaming live on lifestyletalkradio.com. GardenLife shows are also archived at lifestyletalkradio.com

Garden Compass Radio Show (local). Saturday from 9-10am. XEPE 1700AM radio, hosts Bruce and Sharon Asakawa, John Bagnasco. Call-in questions: (619) 570-1360 or (800) 660-4769.

on the third day. All three colors are present, at the same time on the plant during the flowering season. It is an evergreen shrub with green, leathery leaves, and grows at a medium rate to a height of about 8'. It grows well in the ground or in a container, planted in rich, well-drained soil.

We received a lovely delivery of **Plumeria**. Remember to keep them on the dry side. We have them in quart, 1 gallon, 5 gallon and 15 gallon.

Pentas lanceolata - these will certainly attract hummingbirds and butterflies, in white, red and pink. Will bloom spring thru fall up to 2ft tall and wide.

Cuphea ignea 'Cigar Flower', 'Firecracker' plant. Hot bright color throughout the summer. One of the top ten hummingbird plants. Gets to 3' tall and wide. Sun, regular water.

Tibouchina heteromalla. The Silver Leafed Princess Flower bush can grow to 6' tall and about 4' wide. The spectacular clusters of flowers at the tips of the branches during spring and summer are spectacular. The fuzzy leaves are interesting enough to keep the plant year round as a feature.

Heucheras are blooming now - *Heuchera* 'Mocha Mint' - silver laced foliage and showy coral colored flowers spring thru fall, attract hummingbirds, low maintenance (no deadheading needed).

We have lots of blooming **Salvias** and **Lavenders** - be sure to check out *Salvia* 'Wendys Wish'. A beautiful new salvia to 2ft tall. Large tubular flowers of a pretty beetroot color and these are held in pinkish-brown calyces which accentuate the blooms. The flowering stems are dark maroon, adding to the effect. It is long flowering from spring through to autumn.

Some July thoughts for your gardens:

❖ **Hydrangeas:** After hydrangea flowers have faded dead-head blooms and feed with Dr Earth Azalea and Camellia food. New wood will spring from these to bloom next year. On young plants don't cut back any green stems that haven't bloomed yet as these will also bloom again. To maintain blue tint use Aluminum Sulfate (Hydrangea Blue) with each feeding.

❖ **Tuberous Begonias:** If you planted these in the spring they should be in full bloom now. These are heavy feeders so feed regularly with a balanced fertilizer.

❖ **New Guinea Impatiens:** Need more light than other impatiens and plenty of water. Keep from wilting in hot weather by over watering into a saucer under the plants.

❖ **Avocados:** Still a good month for planting avocados. Being sub-tropical plants, avocados prefer to be planted during the long warm part of the year.

❖ **California Native Plants:** Be very cautious irrigating most of our native plants during the summer. Most of these are adapted to a winter wet - summer dry moisture cycle. Too frequent irrigations now (especially in soils with clay content) will certainly cause problems.

❖ **Fuchsias:** Your plants should still be blooming well. Keep fertilizing regularly with a balanced fertilizer or one slightly higher in phosphorus to promote blooms. Proper watering becomes critical at this time of the year especially for those plants in hanging baskets.

❖ **Lawns:** Remember, cool-season lawns (fescue/Marathon, ryegrass, bluegrass) should be mowed about half an inch higher in the warm months than in the cool months.

❖ **Soil Care:** A garden begins with the soil. A thick layer of organic mulch should be maintained on top of the soil year-round. Mulch applied now will cool the root systems, reduce irrigations as much as half this summer, reduce weed growth, and improve both soil life and soil quality.