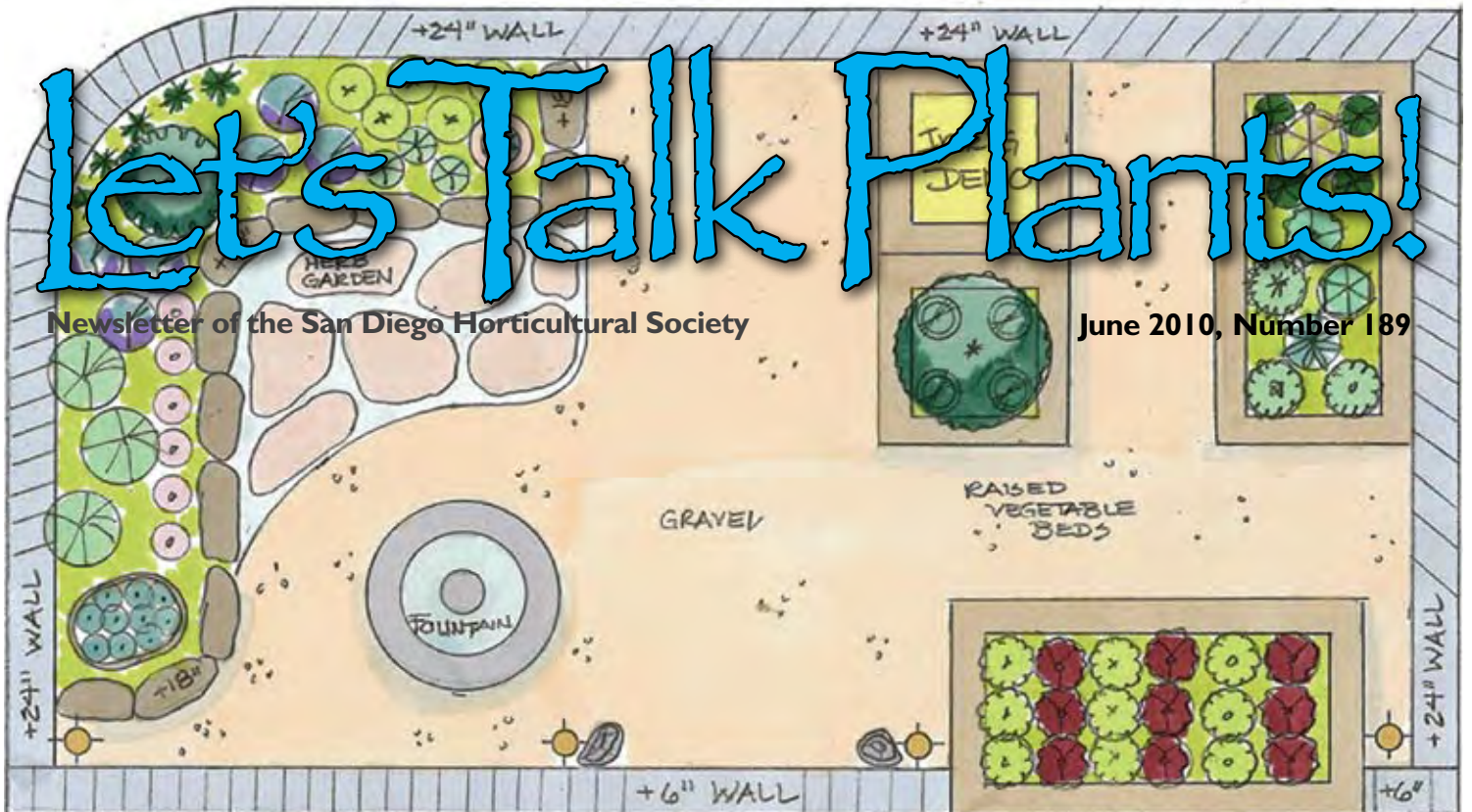


# Let's Talk Plants!

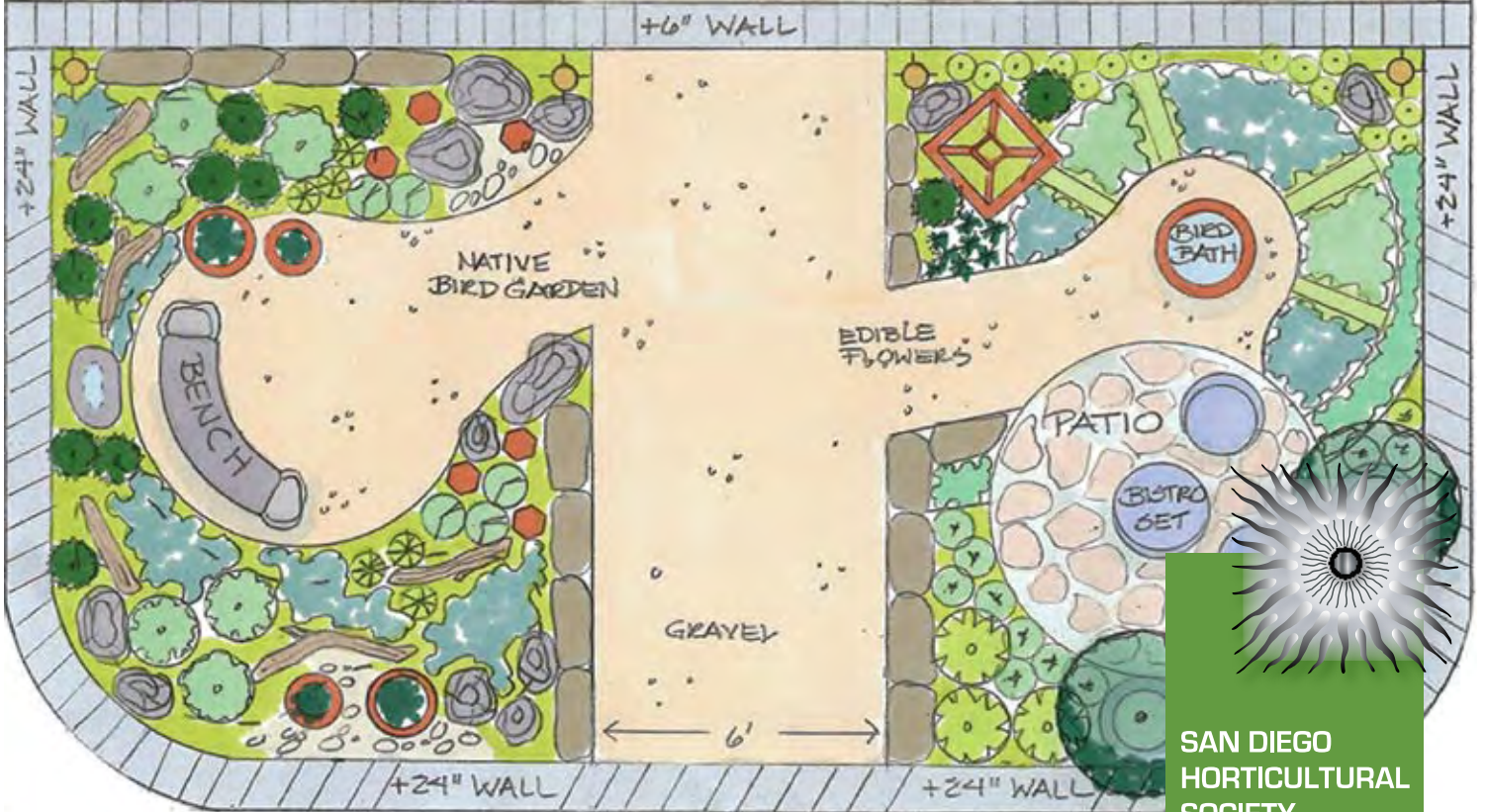
Newsletter of the San Diego Horticultural Society

June 2010, Number 189



# Join Us At the Fair

SEE PAGES 3 AND 5



On the Cover: SDHS Fair display plan

SAN DIEGO  
HORTICULTURAL  
SOCIETY

# San Diego Bromeliad Society Annual Show & Sale



June 12 & 13 (Sat. & Sun.)  
10:00 A.M. – 4:00 P.M.

Rm 101, Casa del Prado, Balboa Park  
[www.bsi.org/webpages/san\\_diego.html](http://www.bsi.org/webpages/san_diego.html)

April 25  
Coffee-in-the-Garden  
in Fallbrook



Photo by Patti Keyes

Our gracious hosts, Wanda Mallen and Gary Vincent

Photos by Nikki Alexander



Part of Wanda's extensive collection of potted specimens of Sansevieria.



Entry courtyard of house. Gary has built extensive patios, lath houses and a greenhouse.



Shady side yard.



Inside one of the lath houses.



Path through the cactus and succulent garden.

**Thanks so much,  
Wanda and Gary!**

See page 3 for the dates of the next Coffee-in-the-Garden events. E-mail invitations are sent near the end of each month. Reply quickly; most Coffees are filled within 2 days!

## In This Issue...

- 4 Important Member Information
- 5 To Learn More...
- 5 Water Conservation On A Large Scale
- 5 From the Board
- 6 SDHS Garden Tour to Portland, Oregon
- 7 Plants That Produce
- 7 Trees, Please
- 8 Style & Whimsy in the Sustainable Garden
- 9 Welcome New Members!
- 9 Discounts for Members
- 9 What's Up At San Diego Botanic Garden?
- 10 Book Review
- 10 Community Outreach
- 12 The Real Dirt On... Bernard McMahon
- 13 Help With Floral Bee Predators
- 14 Shop The Master Gardener Plant Sale
- 14 Creating a Regenerative Water Culture Using Rainwater Harvesting and Greywater Reuse
- 18 Encinitas "GREEN SPRING" Activities & Events
- 18 Plants and Design Class
- 19 Sharing Secrets
- 21 May Meeting Report

**INSERTS:** San Diego Cactus & Succulent Society  
San Diego County Fair Flower & Garden Show  
Calendar/Resources/Ongoing Events

**COVER IMAGE:** The cover drawing, by Marilyn Guidroz, shows the concept layout for the SDHS display garden at the San Diego County Fair. This edible garden demonstrates good gardening practices with four vignettes: raised vegetable beds with drip irrigation, kitchen herb garden, edible flower patio, and native plant garden for birds and butterflies.

## The San Diego Horticultural Society

### MEETINGS

The San Diego Horticultural Society meets the 2nd Monday of every month (except June) from 6:00pm to 9:00pm at the Surfside Race Place, Del Mar Fairgrounds, 2260 Jimmy Durante Blvd. Meetings are open and all are welcome to attend. We encourage you to join the organization to enjoy free admission to regular monthly meetings, receive the monthly newsletter and numerous other benefits. We are a 501(c)(3) non-profit organization.

### MEETING SCHEDULE

5:00 – 6:00 Meeting room setup  
6:00 – 6:45 Vendor sales, opportunity drawing ticket sales, lending library  
6:45 – 8:15 Announcements, speaker, opportunity drawing  
8:15 – 8:30 Break for vendor sales, lending library  
8:30 – 9:00 Plant forum; vendor sales, lending library

### MEMBERSHIP INFORMATION

To join, send your check to: San Diego Horticultural Society, Attn: Membership, P.O. Box 231869, Encinitas, CA 92023-1869. Individual/one year—\$30, two years—\$50, five years—\$120; Family/one year—\$35, two years—\$60, five years—\$140; Group or Business/one year—\$50; Students/\$16 (w/proof of enrollment); Contributing/\$90 or more; Life/\$700. For membership questions contact membership@sdhortsoc.org or Sheldon Lisker at (951) 244-3502.

### FUTURE MEETINGS & EVENTS IN 2010

- June 19** Coffee in the Garden (University City)
- June 27** Volunteer Appreciation Party (save the date!)
- July 3** Coffee in the Garden (Clairemont)
- July 6-11** SDHS Garden Tour to Portland (see page 6)
- July 12** Debra Lee Baldwin on *Succulent Container Gardening*
- August 9** Bruce and Sharon Asakawa on *In the Asakawa's Backyard: Their Favorite Flowers, Trees and Edibles*

[www.SanDiegoHorticulturalSociety.org](http://www.SanDiegoHorticulturalSociety.org)

## Visit SDHS at the San Diego County Fair Flower & Garden Show June 11 - July 5 🌸 Del Mar Fairgrounds

### SDHS Display Garden

Designed by Marilyn Guidroz (Marilyn's Garden Design)  
Diane Downey/Aleksandra Owczarek/Melissa Mora (The Yard Fairy)  
Steve Jacobs (Nature Designs)



Bill Teague at the 2005 Fair garden he designed

The San Diego Horticultural Society is excited about our Edible Display Garden, a plan of which is shown on the front cover. It features good gardening principles that not only look good but also taste good! Visit our display and see the edible flowers, kitchen herbs, raised vegetable beds and native rain garden for inspiration and a great edible plant list.

To learn more about the folks designing the garden visit their websites:  
[www.MarilynsGarden.com](http://www.MarilynsGarden.com)  
[www.TheYardFairy.com](http://www.TheYardFairy.com) (read about the installation process on their blog!)  
[www.NatureDesigns.net](http://www.NatureDesigns.net)

## The Mission of the San Diego Horticultural Society

is to promote the enjoyment, art, knowledge and public awareness of horticulture in the San Diego area, while providing the opportunity for education and research.

ESTABLISHED SEPTEMBER 1994

### SDHS BOARD MEMBERS

- Jim Bishop** – Member at Large  
**Judy Bradley** – First Vice President, Co-Chair-Program Committee  
**Mark Collins** – Finance/Budget Committee  
**Julian Duval** – San Diego Botanic Garden representative  
**Peter Jones** - Member at Large  
**Sheldon Lisker** – Co-Chair Membership Committee  
**Susan Morse** – Co-Chair Membership Committee, Program Committee  
**Ida Rigby** – Tour Coordinator  
**Susi Torre-Bueno** – President, Newsletter Editor  
**Cathy Tylka** – Treasurer, Chair-Budget & Finance Committee  
**Paula Verstraete** – Volunteer Coordinator  
**Don Walker** – Past President  
**Lucy Warren** – Secretary, Liaison to H&G Shows

**Let's Talk Plants!**, the newsletter of the San Diego Horticultural Society, is published the first Monday of every month.

**Editor/Advertising:** Susi Torre-Bueno; (760) 295-7089; newsletter@sdhortsoc.org

**Calendar:** Send details by the 10th of the month before event to calendar@sdhortsoc.org.

**Sponsorship Info:** Susan Morse, sponsor@sdhortsoc.org

Copyright ©2010 San Diego Horticultural Society, Encinitas, CA. All rights reserved. Not to be reproduced by any means for any purpose without prior written permission. ISSN: 1544-7472

## BECOME A SPONSOR!

### Do you own a garden-related business?

SDHS sponsorships have high recognition and valuable benefits, including a link to your website, discounts on memberships for your employees, and free admission to SDHS events. This is a wonderful way to show your support for the SDHS. Sponsors help pay for our monthly meetings, annual college scholarships, and other important programs. Sponsorships start at just \$100/year; contact Susan Morse at sponsor@sdhortsoc.org.

Sponsors are listed on page 9; those with ads in the newsletter have the words **SDHS Sponsor** above their ads.

We thank them for their extra support!

## Important Member Information

### VOLUNTEERS NEEDED

### THREE Most Urgent Needs:

Please call Susi Torre-Bueno ASAP at (760) 295-7089 and let's talk!

### 1-AUDIOW/VIDEO OPERATOR

Many thanks to Sandy Shapiro for being our Audio/Video operator since 2004; his diligence and enthusiasm was much appreciated. Sandy has retired from this job, so we need a volunteer to run the projector at meetings, backup the volunteer who videotapes our speakers, and check the microphone setup. You needn't attend every meeting: Neal King, Jason Kubrock and Everett Mehner will be your backups.

### 2- EVENTS & OUTREACH COMMITTEE

Share your passion for plants! We are seeking a committee chair and also volunteers to help plan and participate in exciting events. Help us promote horticulture and the society at the San Diego County Fair, Spring Home/Garden Show, and elsewhere. There are rewarding opportunities for gardeners of all skills and interest levels. For more details about how you can contribute your talent please contact Susi Torre-Bueno at (760) 295-7089.

### 3- PUBLIC RELATIONS COORDINATOR

This is the person responsible for getting the word out about our events and promoting our activities to those who are not SDHS members. You will work with other volunteers who are currently posting our activities on various websites and sending out monthly press releases. For more details about how you can contribute your talent please contact Susi Torre-Bueno at (760) 295-7089.

### MEMBERSHIP COMMITTEE

Express your outgoing nature, or overcome your shyness, by meeting new people in a very friendly setting! Be a greeter at meetings, visit nurseries and provide membership brochures for their customers, or help with community outreach programs. Please contact Susan Morse at (760) 599-0550.

Continued on page 16

SDHS SPONSOR ↓



**SAN DIEGO'S LARGEST WHOLESALE NURSERY OPEN TO THE PUBLIC**

Over 500 Acres of Plants & Landscaping Materials from Saplings to Specimens

Buy Direct from the Grower and Save!



**Best Quality Soils**  
*Bagged for convenience or in bulk for pick up; delivery available*

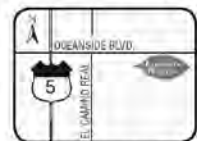
- ♦ Amended Top Soil
- ♦ Planter Mix
- ♦ Sand
- ♦ 3/4" Gravel
- ♦ Fill Dirt
- ♦ Medium Fir Bark
- ♦ Fine & Coarse Ground Cover Mulch
- ♦ Decomposed Granite

See our web site  
[www.evergreennursery.com](http://www.evergreennursery.com)



**RANCHO BERNARDO**  
 12460 Highland Valley Rd.  
**(858) 485-7867**

**CARMEL VALLEY**  
 13650 Carmel Valley Rd.  
**(858) 481-0622**



**OCEANSIDE**  
 3231 Oceanside Blvd.  
**(760) 754-0340**

**Spring/Summer Hours**  
 Monday-Thursday..7:30am-5:00pm  
 Friday-Saturday.....7:30am-6:00pm  
 Sunday.....9:00am-5:00pm

## To Learn More...

### WE NEED TO BE OUTDOORS!

By Ava Torre-Bueno

Gardening, placing your hands into the dirt and feeling the sun's warmth and the earth's moistness, is a door into the depths of re-connecting with the natural world in which we evolved. Without this connection, we are all going slowly mad.

Our mental and physical health seems to be deeply rooted in the dirt: "The soil is a rich repository of microbes and other organisms with which we've coexisted from the beginning. As science digs deeper into understanding the effects of bacteria on human health, and especially on the immune system, it looks increasingly like ingesting components of the soil itself might be as critical to human health as the very finest fruits and veggies grown in it." For more on the healing power of the soil, go to this current article from *Psychology Today*:

[www.psychologytoday.com/articles/200809/natures-bounty-soil-salvation](http://www.psychologytoday.com/articles/200809/natures-bounty-soil-salvation)

Our mental wellness need for Nature is further elucidated in *Last Child in the Woods*, a book about the healing impact on children of time spent in the natural world:

<http://richardlou.com/>

The theoretical underpinnings for these observations are being developed in the field of Ecopsychology. While Ecopsychology doesn't focus heavily on gardening, it does recognize the benefits of sustainable gardening as a gateway connection to the wilder natural world:

[www.johnvdavis.com/ep/epdef.htm](http://www.johnvdavis.com/ep/epdef.htm)

So garden (sustainably/organically) as though your sanity depended on it!

Member Ava Torre-Bueno is a psychotherapist in private practice and the organizer of Gardeners 4 Peace. This group of volunteers is helping to create a peaceful, organic, permaculture garden at the San Diego Friends Center. To learn more contact Ava at [gardeners4peace@hotmail.com](mailto:gardeners4peace@hotmail.com) and visit <http://www.sandiegofriendscenter.org/volunteers.htm>. ✂

## Water Conservation On A Large Scale

By Linda Shaw

I live in a large town home complex on the coast, 130 duplex homes. They were built in the late 1970's with lots of common area gardens. Escallonia, agapanthus, daylilies, and raphiolepis were the plants of choice back then, and lots and lots of 'Disneyland' ice plant for ground cover. Over the past thirty years, with many different Homeowners' Boards of Directors and landscape companies, the place was looking pretty run down and required LOTS of maintenance and water. The escallonia tended to grow taller than the landscape crew could easily handle and had become woody and leggy. The 'Disneyland' ice plant had contracted a fungus disease that couldn't be controlled; even Disneyland wasn't using it any more.

Today, with a new Homeowner's Board and Park West Landscape Company, we are embarking on a huge re-landscape and water wise irrigation project. We are now removing all the landscaping except specimen trees, some strategic escallonias, and some of the raphiolepis. We were able to secure a bank loan for the project without a special assessment to the homeowners or a rise in their monthly fees.

We are replacing the old sprinklers and using an Evapotranspiration (ET) Manager. ET is the amount of water lost from the soil through evaporation plus the plant's water loss through transpiration, both of which are dramatically affected by weather conditions. This system irrigates our landscape only when it needs it by monitoring it through this weather-smart irrigation. The old sprinklers are being replaced with "Point Source Irrigation." Each individual shrub, say a 1-gallon or

Continued on page 17

## From The Board

By Susi Torre-Bueno

### CHANGES ON THE BOARD

Thanks to Jason Kubrock for serving as a board member since September 2007. He was both our Second Vice President and the chair of the Events and Outreach Committee. In addition to working on a number of events he organized a terrific plant display for our booth at the recent Spring Home/Garden Show. Jason will continue to volunteer as a backup for the Audio-Video Operator.

We will be having board elections in September and are looking to add at least 3 new board members. Current openings (for three-year board seats) are for the chairs of the following activities: Events and Outreach and Public Relations. We can also add 1-2 members at large, who serve for one year and whose main responsibility is to attend board meetings and learn more about the workings of the organization. To learn more about what's involved call Susi at (760) 295-7089.

### SEE US AT THE FAIR

We have assembled an amazing team of volunteers (who are all horticultural professionals donating their time) to put together our display garden for the San Diego County Fair. Thanks to the *fabulous* creativity, enthusiasm, and team effort by Marilyn Guidroz (Marilyn's Designs); Diane Downey, Aleksandra Owczarek, and Melissa Mora (The Yard Fairy); and Steve Jacobs (Nature Designs), I'm delighted to report that we're going to have an AWESOME display at the Fair. It has been



Closeup of 2009 SDHS display garden at the Fair, designed by Sergio Regalado, Plant Play Nursery (Carlsbad).

Continued on page 18

# SDHS & Sterling Tours Present

## PORTLAND'S EXTRAORDINARY GARDENS, JULY 6 - 11



San Diego Horticultural Society members and friends are invited to join us on a fabulous garden tour to Portland, Oregon, July 6 – 11, 2010. We'll visit 11 private gardens featuring the creative use of plant materials and garden art. Public gardens include the Classical Chinese Garden and the Japanese Garden. We will also visit two specialty nurseries. Mike Darcy, Portland garden radio show host, will escort the tour.

### Tuesday, July 6

Travel independently to Portland; check into the Inn at Northrup Station for five nights. The all-suite hotel, located on the streetcar stop, is surrounded by restaurants & boutiques. 6:00 PM wine and cheese reception at the hotel.

### Wednesday, July 7

We will be greeted by the curator of the Portland Japanese Garden, Sadafumi Uchiyama, and enjoy entrance to the gardens before they open to the public. This is considered the finest Japanese garden in the U.S., and we'll have a private, guided tour with the curator and head gardener. • Next we visit Lucy Hardiman, one of Portland's best-known designers. • After this we tour Nancy Goldman's Nancyland, where plants and art mingle. The front garden includes two unique pebble mosaics by Jeffrey Bale. The garden has been seen in numerous publications and on Canadian TV's *Weird Homes*. • Our day ends with the fabulous garden of Jeffrey Bale, featured in many books and magazines. Jeff was originally trained as a landscape architect, and his fabulous pebble and stone mosaics grace some of the most fascinating gardens you are likely to see.

### Thursday, July 8

We start at garden designer Susan La Tourette's garden, featured in *Sunset* magazine in June 2009. • Next, our escort, Mike Darcy, will give us a personal tour of his garden, where he tries out new plants and pushes the zone. • After lunch we will enjoy a visit to Bob and Mignon Ervin's urban farm on a hillside overlooking Lake Oswego and Mount Hood. Their sustainable garden is dedicated to organic food production, with ducks, chickens, honeybees, and a family vineyard. • Next we will tour Susan Bates' garden, formerly belonging to Lord and Lady McDonald. • Later we visit the English-style Elk Rock Garden of the Bishop's Close, designed by Olmstead and Son (who also designed Central Park in New York City).

### Friday, July 9

We first visit Tom Vetter, known as "Portland's Picasso of Plant Combinations," whose garden is beautifully planted to shine in every season. • We continue to designer Bee Smith's very large and personal garden. Bee has wonderful stories to share about all of the great aspects of her garden that shows her love of rust and the color blue. • Next we visit Luscher Farm, which houses a Clematis display garden surrounding a century-old farmhouse. • Our day concludes at Terra Nova Nursery, owned by cutting edge plant genius Dan Heims, who is responsible for the huge popularity of the many new *Heuchera* varieties. The nursery is where they do their breeding and tissue culture. There are no plants for sale here.

### Saturday, July 10

We start with visits to two small private gardens. One, belonging to Fe Neely, will amuse us with a "blast of color" from brilliant annuals, perennials and roses. • Our next visit is to Carolyn Guinther's woodland garden with log gazebo, perennials, rock garden, evergreens, waterfall and pond, all conceived as a natural coast range landscape by a gardener who does all her own work. • Our last stop is to the beautiful display gardens Joy Creek Nursery. Plant collections include clematis, hydrangeas, penstemon, and hosta, with many choice plants for sale. • Tonight we will enjoy a very special farewell dinner in the garden at Meriwether's Restaurant, which was featured on a television show directed by Mike Snyder, one of our hosts.

### Sunday, July 11

Today features a private docent-led tour of Lan Su Chinese Garden, an authentically built cultural heritage garden and living museum of Chinese trees and flora. Within this scholar's garden serpentine mosaic pathways lead to harmonious landscapes of plants, water, stones, pavilions, and poetry. The collection includes hundreds of native Chinese plant species and forms.

After our visit we will proceed to the airport.

**Tour Land Cost per guest:**  
Based on 35-42 guests: \$918;  
Single supplement: \$398

#### Costs Include:

- 5 nights accommodations, all suite rooms with kitchen or wet bar
- All hotel taxes and service charges
- 5 breakfasts, 4 lunches, 1 special dinner
- Deluxe private coaches
- Escorted by radio garden guru Mike Darcy, and Cheryl Hedgpeth
- All sightseeing and entrances as per the itinerary
- Gifts to the private garden owners
- Portfolio of documents
- Donation of \$100 to San Diego Horticultural Society

#### Costs do not include:

Airfare or Travel insurance

Prices quoted are based on a minimum number of guests. In the event of lower numbers, Sterling Tours reserves the right to adjust rates accordingly.

#### FOR RESERVATIONS PLEASE CONTACT

SterlingTours™

sterlingl@cox.net or (619) 299-3010

www.sterlingtours.info

# Plants that Produce

## FERTIGATION: HOSE-END SPRAYERS & IRRIGATION INJECTION

By Richard Frost

Hose-end sprayers are a popular way to apply liquid fertilizers and liquid insect controls. It is very important that you obtain a proportional sprayer and get rid of any non-proportional sprayers you might own. Of these, the Miracle-Gro® brand sprayers are the worst. The design causes 50% of the fertilizer to be delivered to the first 7% of the plants and the rest get a rapidly diminishing amount of colored water. Instead, obtain a proportional sprayer such as the Gilmore or Dial-N-Spray brands. The vessel on the Gilmore brand isn't threaded very well, so the Dial-N-Spray gets my highest rating. Of course, the best thing about the Dial-N-Spray is that the original design was done by SDHS member Ronald Wheeler!

When fertilizer is applied to plants in liquid form by overhead spray we call it foliar feeding. This should be done in the early morning when dew is present – or at least when dew would be present during a non-arid season of the year. This time of day is when plants typically have their pores open for intake. In contrast, pest controls should be applied in the late afternoon, when the bees have left the plants and are on their way home to the hive.

The injection of fertilizer into irrigation lines is called fertigation. This is not a new practice: I recall nitrogen gas being injected into row irrigation column heads (cement canisters) for citrus in the 1950's. Nowadays there are two popular methods in use: siphon injectors and self-propelled pumps.

Here again the user needs to insure they have a proportional system. The most notorious of the non-proportional fertigation systems are sold under the name EZ-FLO. Recently I have noticed another system being marketed in the San Diego area under the GREEN-FLO brand. All of the non-proportional systems are easily

identified as a unit that pushes a small amount of water into a canister which displaces a small portion of water-fertilizer mix into the main water flow. All dispensers of this design are non-proportional and deliver 50% of the original fertilizer in the first 7% to 10% of flow, and after that a very weak mixture.

Siphon injectors are inherently proportional and easy to use. Nearly every nursery in town stocks them. The only drawback is that at least 50 psi of water pressure is needed to "drive" the unit. Simply hook one up at your hose faucet or on the irrigation side of an electronic irrigation valve, drop the suction hose into a 5-gallon bucket and you are ready to start dispensing a water-soluble fertilizer. If you choose a water-soluble fertilizer made from natural minerals and plant oil chelate, then this is the most cost-effective, environmentally responsible, and easiest way to feed plants on a modest size property.

For those of you who have low water pressure, or a larger property, or just a huge number of plants, then the Dosatron® water-driven injectors are the method of choice. The units range in size from a small handcart with wheels to a very large system for commercial agriculture. Dosatron is not the only manufacturer of water-driven pumps, but they do have the best record in maintenance and longevity. Crop Production Services in San Marcos typically has the lowest prices, but you may want to check with other suppliers, too.

SDHS member Richard Frost is a certified edible gardening nut. For copies of past articles and more information, please see [www.PlantsThatProduce.com](http://www.PlantsThatProduce.com).

## Trees, Please

### TREES DON'T SNEEZE

By Robin Rivet

If you are sneezing, it just might be that your trees are trying to have sex, and right under your nose no less... Surprised? Although grasses and other perennials contribute to pollen problems, the culprits in springtime could likely be your trees, or those of your neighbors. There are numerous species to avoid if you are overly sensitive. The worst tend to be dioecious (separate-sexed) trees and shrubs. Exacerbated by a windy day, such trees transfer their pollen from the male flowers to the females, using nothing but fresh air as the conduit.

The good news is that larger flowered species like Jacarandas, Crape Myrtles, Citrus, and Purple Orchids are insect pollinated, and therefore less likely to use the wind to reproduce. Keep in mind that most any tree can produce some sort of allergenic reaction, so do your homework if you have any doubts.

My answer to reducing pollen in the air is to grow fruit trees, although some edible nut trees are among the most problematic trees in our region. Think fruit, think female; think pollen, think male. Of course, the truth is never so simple, but you get the idea. San Diego has such an ideal climate for backyard orchard culture; why not clean up the air, while adding fresh fruit to your table at the same time? Most edible fruit trees do not aggravate allergies with wind-borne pollen.

I shudder when I hear folks who do not want "messy fruit trees."

Instead, they plant male trees, and end up with prodigious pollen production. What you cannot see will not hurt you, right? Just for the record, the worst offenders are the so-called "fruitless" trees. Nearly everyone these days wants to eradicate dropped fruit on their driveways and sidewalks. As a result, urban nurseries have begun to stock primarily male trees of many species, and guess the result. Pollen! Lots of it.

I do not have time in this column to go into the gory details; but trust me, plan before you plant. If you suffer from plant allergies, I suggest you read more by Tom Ogren, who wrote the book on this particular topic, and developed a pollen counting scale called the Ogren Plant Allergy Scale, or OPAL. He also has a great website: <http://www.allergyfree-gardening.com/index.php>.

\* On the OPAL scale, according to Ogren's website, "The safest, least allergenic plants rank at 1, and the worst, most allergenic at 10."

Although the California Native Plant Society may take me to task for this, most of San Diego native trees are also virtual pollen factories, but there are some exceptions. Magnificent Torrey Pines, Western Redbuds, Madrones, Bay Laurels and Yuccas, are all lower risk trees. Personally, I still love majestic oaks, but then I am not especially allergy prone.

Continued on page 16

Nearly Half Full - Register ASAP!



# Gardening Under Mediterranean Skies VIII: Style & Whimsy in the Sustainable Garden

September 23 - 26, 2010, Pasadena, California

Co-sponsored by L. A. County Arboretum & Botanic Garden, APLD Greater L A District, Mediterranean Garden Society

**Complete details & brochure: [www.PacificHorticulture.org/education-events](http://www.PacificHorticulture.org/education-events)**

The *Style & Whimsy in the Sustainable Garden* symposium will be held in the fascinating Pasadena area on September 23 - 26, 2010. There is always room for fun and charm and joy in the garden, and this symposium will be focused on the lighthearted side of gardening in harmony with our climate. We'd love you to join us for one, two or all three days of lectures and bus tours. A fourth day with optional workshops and garden tours will give you a running start.

Nine engaging speakers will show you how to increase the fun and style in your garden. Bus tours to nine exceptional private gardens will demonstrate how personal and artistic a garden can be without necessarily breaking the bank and while following sustainable garden practices. Yes - it can be done, and we'll show you how!

## Thursday, Sept. 23 - Optional Events

- ♦ Two day-long bus tours (*Architecture & Gardens* includes the Gamble House, 4 private homes and gardens. *Native Gardens & Art* goes to the Sam & Alfreda Maloof Foundation for Arts & Crafts, Rancho Santa Ana Botanic Garden, 3 private gardens).
- ♦ **FREE** tour of Arlington Garden in Pasadena.
- ♦ Three workshops (Hypertufa Container Making, Nitty-Gritty of Sustainable Garden Design, Advanced Broken Concrete Techniques).
- ♦ **FREE** Roundtable Panel Discussion on *The Science Behind a Sustainable Plant Palette*.

## Friday, Sept. 24 - Speakers

- ♦ Debra Prinzing on *Renew, Refresh, Repurpose: High Concept Design Meets Sustainability*
- ♦ Keeyla Meadows on *Sustaining Spirit with Color and Whimsy*
- ♦ Patrick Anderson on *Succulent Gardens: Plants as Art and Architecture*

## Saturday, Sept. 25 - Speakers

- ♦ Steve Brigham on *Sustainable Wildlife Gardening: Attracting Birds & Butterflies to Your Garden & Keeping Them There*
- ♦ Anthony Exter on *The Modern Garden: Urban Stress Relief and Emotional Sustainability*
- ♦ Jeffrey Bale on *Beautiful Stonework for a Sustainable Garden*



## Sunday, Sept. 26 - Speakers

- ♦ Steve Gerischer on *Losing the Lawn*
- ♦ Richie Steffen on *Inspiration in a Responsible Garden*
- ♦ Marcia Donohue and Brandon Tyson on *Dreamscaping*

## The Gardens (3 on tour each afternoon)

☼ One artists' garden, the centerfold story in the April 2010 issue of *Pacific Horticulture*, features an extensive native plant palette, plus art evoking agriculture and urban development, edible & ornamental plants, & sustainable elements including rainwater harvesting. [Saturday & Sunday]

☼ A city garden whose stylish front garden of colorful succulents in mass plantings makes the most of a sloping yard, with a back garden that is home to more succulents and low-water plants, shaded sitting areas, a small veggie garden and outdoor pizza oven! [Friday & Saturday]

☼ A secluded garden by award-winning garden designer Mayita Dinos has a grotto, whimsical sculptures, raised beds of succulents, and a striking water feature. Many materials were repurposed and recycled. [Friday & Saturday]

☼ Native and water-thrifty grasses are the striking feature of a "dog friendly" hilltop garden designed by John Greenlee, with modern art complimented by thoughtful plant choices and walls of broken concrete. [Friday & Sunday]

☼ Shown on the cover of the September 2009 *Garden Design* magazine (and winner of their Green Award), a garden by landscape architect Anthony Exter sets off its mid-century modern home with stylish plantings in what was formerly wasted space. [Friday & Saturday]

☼ Art in a succulent front garden by landscape designer Steve Gerischer includes a horse and cacti sculptures, plus an intriguing standing rock water feature. The back garden features an 8-foot tall blue angel. [Friday & Sunday]

☼ High water bills prompted the owner of this exceptional garden to replace a lawn with a water-thrifty landscape of decomposed granite paths around voluptuously curving beds of low-water perennials and shrubs. [Friday & Sunday]

☼ Two passionate artists created an amphitheater on a steep lot, with grass-covered broken concrete terraces, many recycled materials, a vast array of succulents and low-water plants, and lots of garden art. [Saturday & Sunday]

☼ Designed by Christopher Mercier and Ania Lejman, the homeowners love the very low-maintenance and casual charm of their garden, which features island beds of natives, shaded sitting areas, great privacy, a subtle water feature, kitchen garden, and an outdoor shower. [Saturday & Sunday]

## SYMPOSIUM FEES:

\$135 - \$159 per day; \$35 discount for attending all 3 days  
Thursday bus tours: \$150; workshops: \$30  
Discounts available for students and people under 35

**For details & registration send e-mail to:**  
**[symposium@PacificHorticulture.org](mailto:symposium@PacificHorticulture.org)**  
**or call**  
**Susi Torre-Bueno at (760) 295-2173**



## Welcome New Members!

We now have over 1300 members! Hope to see all of you at upcoming meetings. We encourage you to become active participants and share in the fun; to volunteer see page 4. A warm hello to the following folks who have joined recently:

Veronica Boyer	David Lubs
George Chapman & Victoria Lea	Jean Nordstrom
Tiffany Dubbie	Mark Pulis
Jean Giusti	William & Cecile Richards
Stephanie Hall	Thomas Ristow
Charles Honsberger	The Keeler Group
Jerome Hymes	Edward Thurston
Patricia Krotje	Susan Wallin
Joy Lappe	Karen White
	Sonja Nystuen Wilson

### NEW ADVERTISERS:

**SAN DIEGO BROMELIAD SOCIETY (PAGE 16)**  
**SAN DIEGO CACTUS & SUCCULENT SOCIETY (INSERT)**  
**SAN DIEGO COUNTY FAIR (INSERT)**

### HORT BUCKS ARE GREAT!

Kudos to the members below who brought in new members and therefore received Hort Bucks worth \$5 towards raffle tickets, name-tags, *Plant Forum* CDs or dues. To get **your** Hort Bucks just ask your friends to give your name when they join. The number after the person's name indicates how many members they recruited in 2010:

Ken Blackford (1)	Bill Nugent (1)
Debbie Boston (1)	Susan Oddo (1)
Lorie Johansen (1)	Diane Scharar (2)
Tami Joplin (1)	Jan Spooner (1)
Patti Keyes (3)	Susi Torre-Bueno (2)
Susan Marchetti (1)	Cathy Tylka (1)
Susan Morse (1)	

### Discounts For Members

Pick up a Grangetto's Preferred Customer Savings Card at any Grangetto's location (see ad page 23). Get a 15% discount at Briggs Tree Co. & Wholesale Nursery in Vista (tell them to look up the "San Diego Hort Society Member" account).

Show your membership card and take 10% off any non-sale item at **Mission Hills Nursery** and **Moose Creek Nursery**.

Take 10% off membership fees at **San Diego Botanic Garden** (formerly **Quail Botanical Gardens**).

SEE THESE ADS FOR MORE DISCOUNTS:

**Aristocrat Landscape, Barrels & Branches, Botanical Partners, Buena Creek Gardens, Cedros Gardens, Courtyard Pottery, IGS, Pacific Horticulture, The Plant Man and Solana Succulents.**

## SPONSOR MEMBERS

(names in bold have ads)

<b>Agri Service, Inc.</b>	<b>KRC Rock</b>
<b>Anderson's La Costa Nursery</b>	Legoland California
<b>Aristocrat Landscape, Installation &amp; Maintenance</b>	<b>Mary's Good Snails</b>
<b>ArtPlantae</b>	<b>Multiflora Enterprises</b>
<b>Barrels &amp; Branches</b>	Nature Designs
<b>Botanical Partners</b>	Landscaping
<b>Briggs Tree Company</b>	Pardee Tree Nursery
<b>Buena Creek Gardens</b>	Plantopia, Inc.
<b>Cedros Gardens</b>	<b>Precision Irrigation Team</b>
<b>Coastal Sage Gardening</b>	ProFlowers
<b>Courtyard Pottery</b>	Red Worm Fertilizing Products
<b>Cuyamaca College</b>	Reegan Ray
www.EasyToGrowBulbs.com	Renee's Garden
EuroAmerican	SECO Landscapes
Propagators	<b>Solana Succulents</b>
<b>Evergreen Nursery</b>	St. Madeleine Sophie's Center
Forget-Me-Not Landscape Design	Sterling Tours
<b>Grangetto's Farm &amp; Garden Supply</b>	<b>Sunshine Gardens</b>
Green Thumb Nursery	<b>www.TheMulch.com</b>
<b>Healing Time Books</b>	The Yard Fairy
<b>Innovative Growing Solutions</b>	Tree of Life Nursery
<b>Kellogg Garden Products</b>	<b>Walter Andersen Nursery</b>
	<b>Weidners' Gardens</b>
	<b>Pat Welsh</b>
	Westward Expos

## LIFE MEMBERS

\*Horticulturist of the Year

Chuck Ades* (2008)	Penelope Hlavac
Walter Andersen* (2002)	Debbie & Richard Johnson
Norm Applebaum & Barbara Roper	Lois Kline
Bruce & Sharon Asakawa* (2010)	Vince Lazaneo* (2004)
Gladys T. Baird	Jane Minshall* (2006)
Debra Lee Baldwin	Bill Nelson* (2007)
Steve Brigham* (2009)	Tina & Andy Rathbone
Wayne Carlson	Peggy Ruzich
Laurie Connable	Susi & Jose Torre-Bueno
Julian & Leslie Duval	Don Walker* (2005) & Dorothy Walker
Edgar Engert* (2000)	Lucy Warren
Jim Farley	Evelyn Weidner* (2001)
Sue & Charles Fouquette	Pat Welsh* (2003)
	Betty Wheeler

## CONTRIBUTING MEMBERS

Alta Vista Gardens
Philip Tackill & Janet Wanerka
René van Rems
Village Garden Club of La Jolla

## What's Up at San Diego Botanic Garden?

Mountain States Wholesale Nursery in Arizona has been working hard for the past 40 years to bring desert-adapted plants into the trade so they may be used in the landscape. They have over 450 taxa of desert-adapted trees, shrubs, ornamental grasses, accents, flowering perennials, groundcovers and vines. They specialize in providing landscape plants that combine beauty and water economy and quality plant material to allow the fulfillment of design concepts that reflect the spirit and the beauty of the desert.

Fortunately for us, many of these plants do well in our Southern California gardens. You will have the opportunity to see (and purchase) many of these plants at a class taught by Wendy Proud, sales rep for MSWN in charge of California. She is very much in tune with what grows well here, especially since she lives in San Diego's North County.

Here are some of her favorites:

### **Eremophila 'Blue Bells'**

Petite shrubs are always popular, and this little evergreen plant combines stunning purple flowers with silvery foliage. It closely resembles a Texas Ranger, but this shrub is native to the deserts of Western Australia. Showy tubular flowers attract hummingbirds to the garden.

### **Acacia willardiana**

Airy and delicate, this small tree is perfect for tucking into planters and courtyards. The Spanish common name, Palo Blanco, translates into "white stick", describing its unique peeling white bark. The weeping branches are lined with dainty bright green leaves. In the spring, the tree produces many flowers that resemble fuzzy cream-colored caterpillars.

### **Leucophyllum 'Cimarron'**

This petite evergreen shrub has a soft, rounded form, with distinctively cupped gray-green leaves. Masses of blue-purple flowers are produced on and off during the summer and fall. Cimarron® is one of the smaller Texas sages, topping out at about 3 feet tall and wide. This species is sometimes called Blue Ranger.

To find out more about the plants, visit [www.mswn.com](http://www.mswn.com), a great and informative website.

### Hope to see you at Wendy's class:

Saturday, June 12, 10 am – 12 noon

Members \$10, non-members \$12

Please register by visiting

[www.SDBGarden.org](http://www.SDBGarden.org) or by calling

760-436-3036 x206. ☺

### New E-Mail? New Street Address?

Please send all changes (so you will continue to receive the newsletter and important notices) to [membership@sdhortsoc.org](mailto:membership@sdhortsoc.org) or **SDHS, Attn: Membership, PO Box 231869, Encinitas, CA 92023-1869.**

We NEVER share your e-mail or address with anyone!

## Book Review



### **THE ART OF PAPERMAKING WITH PLANTS**

By Marie-Jeanne Lorenté

Reviewed by Caroline McCullagh

From time to time I find a book that's almost impossible to put down, not because it has a good plot, but because it's physically beautiful. *The Art of Papermaking with Plants* is one of those books. Every time I open it, I end up reading much more than I intend to.

In her dedication, French paper artist Marie-Jeanne Lorenté calls this, "a book of spells for plant magicians." And in a poem called "The pleasures of paper," she writes:

**Supple, and at once solid and fragile, it has  
the same qualities as humans.  
It is our mirror.**

To be more prosaic, this is a recipe book. It gives you the step-by-step process of turning almost any plant material you choose into handmade paper of incredible beauty. She provides recipes for 52 different types of paper made from grasses, trees, edible plants, and even wasp nests. In Southern California, we don't have about half the plants she mentions, but she encourages us to experiment with what we can find locally.

This isn't the kind of book you'll buy so you can do craft projects with your children, although they can participate in some of the steps. The process includes harvesting, preparing the plants, cooking, rinsing, bleaching, rinsing again, and finally, creating the paper. It's long and exacting and uses caustic soda, bleach, and hydrochloric acid. But even if you have no interest in making paper yourself, I think you'd enjoy this book.

What draws me back are the illustrations. Each recipe includes line drawings of the plants, photos of the leaves before they are processed, and full page photos of the resulting paper. The colors of the finished papers range through beiges, browns, yellows, golds, and greens. (I was disappointed, though, that tomato paper isn't red.) In many of the papers, the characteristics of the plants used to make them, such as oak, fern, sedge, pine, and, especially the wasp nest, are visible. The photos of the paper are so good, I want to run my fingers across them.

The short history of paper Lorenté includes tells us that papermaking was invented by the Chinese sometime between 206 BC and 105 BC, when the manufacturing process was codified by a government functionary named Tsai Lun. It remained a closely held secret until 751 A.D., when the Arabs learned about the process from some Chinese prisoners of war.

Over the centuries paper has been used for an astonishing variety of purposes, including armor, blankets, and even horseshoes. Now many artists around the world use handmade paper. Lorenté includes a chapter with examples of sculptures from nine Swiss, French, Spanish and German artists. Some of the sculptures are quite astonishing.

*The Art of Papermaking with Plants* (ISBN 0-393-73135-9), translated from the French, is a trade paperback of 175 pages. It costs \$29.95 at your local bookstore. ☞

## Community Outreach

By Linda Johnson

### **GET READY FOR SUMMER: GARDEN EVENTS FOR CHILDREN OF ALL AGES**

Summer in San Diego County provides numerous ways to introduce your kids (or grandkids) to the world of gardening. Whether for fun, education, skills building, contributing to the community, or other reasons, kids can participate in a wide variety of activities related to horticulture and nature. Here are just a few ideas:

#### **AUDUBON SOCIETY NATURE AWARENESS AND HABITAT WALKS**

Suitable for any age group, with outdoor adventures geared towards locations selected by the teacher including open-spaces, parks, canyons, lakes, creeks, bays, or beaches. Children can explore wonders along the trails while searching for flora and fauna of the area, with a hand-lens provided to each child for up close and personal encounters with nature. FREE! Visit [www.sandiegoaudubon.org](http://www.sandiegoaudubon.org).

#### **CHILDREN'S ETHNOBOTANY GARDEN AT THE WORLD BEAT CENTER IN BALBOA PARK**

This unique organic herb, fruit, and vegetable garden honors the memory of George Washington Carver, and is dedicated to teaching young people about the importance of plants in society. Gardening classes are available to schools, youth programs, individuals, and families by appointment or on Sundays at 11:30 a.m. FREE! Call 619-230-1190 or visit [www.worldbeatcenter.org](http://www.worldbeatcenter.org).

#### **CHILDREN'S PROGRAMS AT SAN DIEGO BOTANIC GARDEN**

Garden Art Safari Camp: For ages 6 – 9, San Diego Botanic Garden is offering Abakadoodle Art Camps, where kids spend the morning outside to experience the beauty of the gardens and connect with nature through art. Kids create paintings, drawings, sculptures and lots of other multi-media artwork inspired by daily safaris throughout the gardens. Camp weeks: July 19-23, and August 9-13, from 9 am-12 pm. For registration, member discounts, or more information, call 760-731-0555 or visit [www.abrakadoodle.com](http://www.abrakadoodle.com).

Champions Science Adventures: Ages 6-12, these weeklong camps (M-F) are filled with fun experiments, individual projects, and engaging science. Call 888-458-1812 or visit [www.discoverchampions.com](http://www.discoverchampions.com). Also visit [www.sdbgarden.org](http://www.sdbgarden.org) for these other programs: Toddler Tales and Tunes (Pre-school); Garden Arts and Crafts (Ages 1-6); Plants, Wings and Crawly Things (Ages 1-6).

#### **MISSION TRAILS REGIONAL PARK NATURE WALKS**

Explore and learn about the wonders of nature and the people who once lived on this land. The Visitor and Interpretive Center and Museum offer kids of all ages the opportunity to learn about the history, geology, plants, animals and ecology of the park. Join a Mission Trails Regional Park Trail Guide on a guided nature walk to three trails, including a small oak woodland with majestic coast live oaks and rare Engelmann oaks, coastal sage scrub, chaparral, and riparian woodland habitats; a Native Plant Garden; and archaeological sites where Kumeyaay Indians ground acorns on the rocks for food. FREE! Visit [www.mtrp.org](http://www.mtrp.org).

Continued on page 17

San Diego Horticultural Society

# QUALITY never *grew* so good!

## Briggs Tree Company, Inc.:

- Over 200 acres in production
- Full-scale ornamental nursery - flats to 4" color, shrubs, vines and trees
- Unusual plant varieties and new introductions
- Commitment to quality and service
- In-house purchasing agent
- Delivery anywhere in the continental US



**San Diego**  
760.727.2727

**briggstree.com**  
view our Virtual Tour

SDHS SPONSOR ↓

Steve & Shari Matteson's

## BUENA CREEK GARDENS

Not Just a Plant Nursery, A Botanical Destination!  
Come stroll our 4-Acre Display Gardens, Have a Picnic,  
Read a Book Amongst the Redwoods or Giant Bamboo...

Visit our website  
[www.BuenaCreekGardens.com](http://www.BuenaCreekGardens.com)  
for details about  
special activities this month

FALL & WINTER HOURS: Wed - Sat 9am to 4pm; Sun 10am to 4pm  
Closed Mon & Tues



418 Buena Creek Road  
San Marcos, 92069  
(760) 744-2810

[www.BuenaCreekGardens.com](http://www.BuenaCreekGardens.com)

10% discount for SDHS members

## The Real Dirt On...

### BERNARD MCMAHON

By Joan Herskowitz

Bernard McMahon (1775-1816) was a pioneer Philadelphia nurseryman, seedsman, and horticulturalist who has often been described as Thomas Jefferson's gardening mentor. His classic work, *The American Gardener's Calendar*, written in 1806, was the first seed catalogue and most comprehensive gardening book published in the United States. It was especially appreciated by gardening enthusiasts such as Jefferson because at that time almost all gardening books were written by European authors and did not reflect the growing conditions in America.



*Mahonia aquifolium*.

McMahon was born in Ireland and moved to Philadelphia in 1796 to avoid political persecution. He soon established a seed house and nursery business. In 1802, he published a list of 720 species and varieties of seeds available for sale. The list has since been used by historians as an index to plants cultivated by gardeners in the U.S. at that time.

The *Calendar* was published in 1806 and its popularity and influence is indicated by the eleven editions that were printed up until 1857. The 648-page *Calendar* was modeled after the traditional English formula of providing month-by-month instructions on planting, pruning and soil preparation in the kitchen garden, fruit garden, orchard, nursery, etc. However, he also attempted to break away from English tradition in the way he celebrated the use of native American ornamentals. He urged American gardeners to comb the local woodlands and fields for ornamental plants, and wrote in his *Calendar*, "What can be more beautiful than our Lobelias, Asclepias, Orchids and Asters?" The *Calendar* also included the first American essay on landscape design, entitled "Ornamental Designs and Plantings." The 18-page article urged readers to imitate nature by creating winding walks bounded by trees, shrubs and flowers in various clumps, and irregularly shaped flower beds. This may have inspired Jefferson's design schemes for the roundabout flower border and oval beds at Monticello.

Jefferson and McMahon carried on a continuous stream of correspondence and exchanges of seeds, bulbs and cuttings. In 1806, Jefferson selected McMahon as one of two nurserymen to be trusted to receive and grow the seeds and roots collected by Lewis and Clark. Personal rivalries and complications arose over the description, illustration, and release of the expedition's plants, which included plants such as golden currant, snowberry, and Osage orange. When the natural history publication with the discoveries did not materialize, the botanist Frederick Pursh, who was recommended by McMahon, took the botanical materials to London where in 1813 he published *Flora Americae Septentrionalis*, which described 130 plants from the expedition.

McMahon's seed house continued to attract botanists and gardeners from around the country, and was a center for horticultural discourse reflecting the ferment of botanical and horticultural activity at the time. In 1818, the botanist Thomas Nuttall commemorated McMahon's role in horticulture by giving the genus name *Mahonia* to a group of West Coast broad-leaf evergreen shrubs collected from the Lewis and Clark expedition and still popular in American gardens. The most familiar is Oregon grape, *Mahonia aquifolium*.

Member Joan Herskowitz worked as a Biologist for many years, including time spent on staff at the County of San Diego Department of Planning and Land Use. Now retired, she is a docent at the San Elijo Lagoon and at San Diego Botanic Garden. ☘

SDHS SPONSOR ↓

## A New On-line Gardening Community Just For You!

[www.theMulch.com](http://www.theMulch.com) is  
Southern California's newest  
and most innovative on-line  
gardening community.



### Plant. Grow. Share.

- Connect with other gardeners who have similar interests.
- Access the most complete Gardening event calendar in Southern California.
- Get practical recommendations from local garden experts.
- Ask members and experts questions and get useful answers.

Visit [theMulch.com](http://theMulch.com) today & join. It's free, easy & it's all about having fun!

**SDHS SPONSOR** ↓

10% DISCOUNT FOR SDHS MEMBERS



# Courtyard Pottery

**Pottery, Fountains & Garden Gifts**  
Design Services & Delivery Available

*All pieces are hand selected  
for quality, design and color!*

**Tues-Sun 10am-5pm Closed Mondays**

*new location!*

142 S. Cedros Ave  
(across from the Belly Up)  
Solana Beach, CA 92075

ph **858.481.POTS (7687)**

www.courtyardpottery.com  
courtyardpottery@att.net



**SDHS SPONSOR** ↓

**INDOOR GARDEN SUPPLY**

**ORGANICS  
HYDROPONICS**

**New  
Location!**

*"Help us Grow and we'll help You Grow!"*



**Innovative Growing Solutions**

*"Your Success is Our Success"*

**858.578.4477**

www.IGShydro.com  
5060 Santa Fe Street #D  
San Diego, CA 92109

*10% discount for SDHS members*


## Help With Floral Bee Predators

By James C. Nieh, Professor of Biology, UCSD

We are interested in learning about the effects of bee predators on bee foraging and communication. Specifically, we are interested in sit-and-wait predators. These predators include crab spiders, praying mantis, and assassin bugs (see photos below). These normally lurk in floral blossoms, depending upon their speed and camouflage, to capture honey bees, bumble bees, and other bees. We would like to collect them for use in our bee experiments. However, we have been having trouble finding them.

One problem may be that people usually spray their flowers (such as roses) with pesticides that will kill these predators. If you could take a look for these predators and let me know where they find them, that would be very helpful. In addition, if you would take the flower head with the predator and put it inside a plastic cup with lid or other similar container, that would be great. We could come by and pick it up (as long as it is somewhere in San Diego). It doesn't matter what kind of flowers (native or introduced) these predators are found on.


Individuals who find these predators can email me at [jnieh@ucsd.edu](mailto:jnieh@ucsd.edu) or contact my student, Jack McCullough, at 408-482-4479 or [tjack@ucsd.edu](mailto:tjack@ucsd.edu).



Assassin Bug



Crab Spider



Praying Mantis

RACHEL COBB

# Shop The Master Gardener Plant Sale On June 19



Plant lovers and bargain hunters won't want to miss the Master Gardener Plant Sale on June 19 in Balboa Park. The annual event is from 10 a.m. to 3 p.m. in Room 101 and the patio of Casa del Prado in Balboa Park.

As with past sales, shoppers can expect a wide variety of plants at below retail prices. Many were propagated by Master Gardeners, while others were donated by specialty growers and collectors.

New this year is the sale of birdhouses in a variety of styles and sleeve-protecting gauntlets, all handcrafted by Master Gardeners. Floral note cards also will be available for purchase.

Plants for sale will include a wide variety of annuals, perennials, succulents, ornamental trees, heirloom and unusual vegetables, staghorn ferns, a wide variety of bromeliads and an abundance of other plants for home landscapes.

Master Gardeners will be available to help with plant selections and provide growing information.

Horticultural and pest control advice also will be provided by Master Gardeners on a variety of gardening subjects. Exhibits will include information on the following topics:

- Attracting birds and butterflies to your garden
- Identifying friends and foes in your garden
- Safe pest control
- Landscaping tips to help defend your home from wildfires
- Composting how-to
- Tomato, avocado and citrus tree care
- Identification of invasive plants
- Sustainable gardening
- How to make your garden more drought tolerant

Park free of charge in Balboa Park lots and take the free tram to the sale. Purchased plants can be held in a holding area while shoppers enjoy the park or retrieve their cars. A loading zone makes plant pick-up simple and easy.

Watch our Web site, [www.mastergardenerssandiego.org](http://www.mastergardenerssandiego.org), and our facebook page, for more information as the plant sale nears. The Web site also will have details on parking.

The June issue of our e-newsletter will have complete plant sale information, as well as other helpful articles on plants, gardening and pest control. To sign up for the free newsletter and other Master Gardener email-alerts, visit the Master Gardener Web site and click the "Go Green" button.

Questions about the plant sale, other Master Gardener events or home gardening are answered by Master Gardener volunteers Monday-Friday from 9 a.m. to 3 p.m. on our Hortline, (858) 694-2860. ☘

## Creating a Regenerative Water Culture Using Rainwater Harvesting and Greywater Reuse

By Candace Vanderhoff

Winter of 2010 brought very good rainfall, over 10 inches by April. If one inch of rain fell on a 1,000 square foot roof, a total of 6,000 gallons of water could have been collected to offset potable water used for irrigation. The purity of this precious resource allows plants to thrive and explode with color, fruit and foliage, and allows homeowners to use less irrigation while providing higher quality water.

With water cost rising and more inhabitants moving to our region, the implementation of rainwater harvesting systems is on the rise with more options than even available to urban dwellers. Rainwater harvesting can be done in two ways: storage in a tank or

SDHS SPONSOR ↓



PROFESSIONAL

quality for professional results since 1925



800.697.3683 • [www.KelloggGarden.com](http://www.KelloggGarden.com)

storage in the soil. There are four parts to a tank system, capture, conveyance, storage and distribution. Tanks can be small, above ground reservoirs barrels that send water to a larger underground or under-deck tank, or to a flexible pillow tank in a crawl space, or to one of the new style thin tanks made to go along side of a house where space is limited. It is best to apply rainwater to plants by hand watering to keep a close eye on how the water is used to make sure plants are not overwatered.



Candace Vanderhoff

Above ground 600 gallon tank (in member Louisa Campana's garden) are filled by rain-chains and then overflow to a larger 600 gallon tank below the deck. During the dry summer months the stored rainwater will be used to irrigate the canyon's native landscape creating a living fire break.

If tanks are not an option, you may consider storing rainwater in the soil by using earthworks, a strategy of creating berms, basins and terraces to allow rain to slowly seep into the ground. To create a soil sponge it may be required to build soil first by applying compost, mulch and an array of amendments designed to break down clay soil and bring back biological life to the area. This allows topsoil to remain moist and permits longer periods between waterings.

In addition to capturing rainwater, a new statewide greywater building code has been adopted. It allows homeowners to reuse laundry and bath water to irrigate plants in the landscape, providing they meet the criteria set out in the code. The benefits of greywater are numerous, and from adding nutrients to the soil to reducing irrigation cost, it is another example of an old sensible idea finding rebirth in our time of transition back to simple sustainable ways of living.

Member Candace Vanderhoff, LEED AP, founded RainThanks & Greywater to create a regenerative water culture in San Diego by implementing water reuse strategies. The company designs, installs and consults on residential and commercial projects and received the first greywater permit in San Diego under the new State Code. For more information visit [www.RainThanks.com](http://www.RainThanks.com). ☘

**SDHS SPONSOR** ↓

Over 500 types of  
stone and boulder for your  
**Water-Wise Garden.**

Flagstone  
Pavers  
Pathway DG  
Boulders...  
and so much more...

Our creative and knowledgeable staff will help you make the best selections for the garden of your dreams.



Natural Stone & Boulder Supply

San Marcos (760) 744-1036  
Poway (858) 748-3953  
Lakeside (619) 443-8153

**1 800 KRC ROCK (1 800 572-7625) [www.KCRCRock.com](http://www.KCRCRock.com)**

**SDHS SPONSOR** ↓

**Coastal Sage  
Gardening**

**Garden Design  
and Landscaping**

Rose & Fruit Tree Care  
Wildflower Seeding  
Calif. Native Plants

call for a free consultation  
**619 223 5229**  
**[coastalsage.com](http://coastalsage.com)**

**agri service inc** building healthy soils

**compost mulch soil**



recycled from local greens

**800 262 4167**

**El Corazon Compost Facility**  
 3210 Oceanside Blvd.  
 Oceanside, CA 92056  
 760 439 9920  
 www.agriverserviceinc.com



**July 12 SDHS Meeting:  
 Bring a potted plant or  
 cutting from your  
 garden for the  
 Plant Forum and  
 hear what our expert  
 has to say about it!**



**TOUR COMMITTEE**

Would you enjoy previewing gardens for tours? Do you have ideas for one day or weekend excursions? Would you like to participate in selecting cities for our longer tours? Do you have designer skills to help us with announcements, posters or maps? If so, the Tour Committee is for you. Please contact Ida Rigby at califsalvia@gmail.com or 858-748-9189.

**PROGRAM COMMITTEE**

The Program Committee is looking for members to help with a variety of interesting activities involved in recruiting and organizing our monthly speakers. The committee meets approximately three times a year. Please contact Judy Bradley at (619) 792-6715.

**VOLUNTEER COMMITTEE**

Outgoing and love to meet new folks? How about helping for an hour once a month with the meeting room check-in? Help also needed with the annual Volunteer Appreciation Party and other activities. Please contact Paula Verstraete at pverstraete@cp-sandiego.com.

Highly Allergenic Species	Low Allergenic Trees <4 on the OPAL scale*
Acacia	Cape Chestnut
Alder	Chinese Flame Tree
Birch	Chinese Pistache (female)
Bottlebrush	Crape Myrtle
Chinese Pistache (male)	Jujube
Cottonwood (males)	Loquat
"Fruitless" Mulberry & Olive	Macadamia
Oaks	Persimmon
Pepper	Pineapple Guava
Sycamore	Pomegranate
Willows (males)	Strawberry Tree
Nuts: Pecan, Walnut, Chestnut.	Tipu Tree

So, if this information is not sufficient to intimidate you, be aware that pollen is not the only allergen out there, and not all fruit trees are safe. Mango flowers for example, exude a volatile compound that is quite irritating for many people. However, that has not stopped us from planting several Mango trees. They are so worth it!

Member Robin Rivet is an ISA Certified Arborist, a member of the San Diego Regional Urban Forestry Council and the California Rare Fruit Growers Association. She serves on the Environmental/Sustainability Commission for the City of La Mesa and welcomes public inquiries and rebuttals.

Websites for local information about allergenic, non-allergenic and fruit trees:

- <http://www.allergyfree-gardening.com>
- [http://www.crfg.org/local/chapters/ca\\_sd.html](http://www.crfg.org/local/chapters/ca_sd.html)
- <http://www.metroactive.com/papers/metro/10.05.00/pollen-0040.html>





Linda Shaw

5-gallon plant, receives its own Pressure Compensating Bubbler Emitter that puts out 10 gallons per hour. Fifteen gallon plants receive two emitters each, and a 24" box tree receives three to four emitters.

The water flows up through a flexible poly tube through the Pressure Compensating Module, which is diffused by a cap on top, basically a miniature bubbler. This directs the water directly down into the plant pit in a dribble action. The water is contained by a small watering well created with soil around each plant. The water is distributed through the root zone by natural water gravity and percolation. Each plant is receiving about 1.6 gallons to 3.3 gallons each run cycle, depending on the run time directed by the ET.

We have also gone to a water wise plant pallet using *Alyogyne huegii* (Blue Hibiscus), *Phlomis* sp. (Jerusalem Sage), *Westringia fruticosa* (Coastal Rosemary), *Leonotis leonurus* (Lion's Tail), *Grevillea* sp., *Leucodendron* 'Pisa', *Salvia clevelandii*, *Cistus* 'Sunset' (Rock Rose), *Adenathos sericeus* (Coastal Woollybush), *Correa* 'Dusky Bells' (Red Australian Fuchsia) and a variety of flaxes, grasses, succulents, and *Coleonema pulchrum* 'Aurea' (Golden Diosma), among others. We have covered it all with a healthy layer of mulch.

Park West Landscape tells us that we will reduce our water usage by at least 50%. And with our water bill formerly running in excess of \$7000 a month, this represents a significant savings. Other Homeowner Associations have heard about our project and come for a look-see. We are proud of our accomplishments and so very happy with our water-wise design, shown here.

Member Linda Shaw has been involved in the landscape committee for about 10 years. Originally from the Bay Area, she's lived in La Jolla for 20 years, and loves growing colorful flowers. 🌸

**Community** Continued from page 10

**SUNSHINE CARE'S INTERGENERATIONAL GARDEN CLUB**

Sunshine Care Homes, a unique, 28-acre "green" assisted living community (complete with organic fields, composting stations, and working greenhouse) offers an intergenerational community project. Seniors and children garden side-by-side, with grandmas and grandpas working closely with their garden buddies (from babies to age ten). Learning the whole process of gardening—seed planting, watering, transplanting, growing, maintaining, harvesting, washing and tasting the fruits of their labor: all are a part of the fun. Meetings: Monthly on the 1<sup>st</sup> and 3<sup>rd</sup> Thursday. Contact: Lisa Lipsey at 760-822-3764 or [lisa@sunshinecare.com](mailto:lisa@sunshinecare.com) or visit [www.sunshinecare.com](http://www.sunshinecare.com).

**Other Resources**

**Children & Nature Network:** [www.childrenandnature.org](http://www.childrenandnature.org)

**Gardening Education:** [www.botanyforkids.com](http://www.botanyforkids.com)

**National Gardening Association for Kids:** [www.kidsgardening.org](http://www.kidsgardening.org) 🌸

**SDHS SPONSOR** ↓

12755 Danielson Court  
Poway, CA 92064  
(858) 513-4900  
FAX (858) 513-4790  
Open 9-5, 7 days a week

**WALTER ANDERSEN NURSERY**

3642 Enterprise Street  
San Diego, CA 92110  
(619) 224-8271  
FAX (619) 224-9067  
Open 8-5, 7 days a week

Free Garden Classes at both locations on Saturday mornings  
[www.walterandersen.com](http://www.walterandersen.com)

**SDHS SPONSOR** ↓

**MARIPOSA TREE SERVICE INC**

**KEEP YOUR TREES BEAUTIFUL, SAFE AND HEALTHY!**

- ◆ Expert Tree Pruning & Removal
- ◆ Tree & Shrub Fertilization
- ◆ Certified Arborist Consultations

All jobs personally supervised by owners  
*Serving Rancho Santa Fe Area Since 1977*

**(858) 756-2769**  
Lic# 658986

**SDHS SPONSOR** ↓

**Aristocrat Landscape**  
*Water-Wise Landscapes*

- Spring cleanup
- Organic maintenance
- Xeriscape installation
- Synthetic turf

**(800) 329-9887**  
[www.AristocratLandscape.com](http://www.AristocratLandscape.com)  
Lic# 633203

*10% discount  
for SDHS  
members*

**SDHS SPONSOR** ↓

**Mary's GoodSnails™**

**"GoodSnails to Eat the Bad Snails!"**

Mary Chidester Borevitz  
(760) 744-9233

Order online: [www.goodsnails.com](http://www.goodsnails.com)  
Email: [mary@goodsnails.com](mailto:mary@goodsnails.com)

912 Cassou Road, San Marcos, CA 92069 (mail only)

Use decollate snails as a biological method for control of brown garden snails.

## Save time, select trees with confidence!

### Buy the book that garden magazines are crazy about!

"... a must-have ...for gardeners and landscape professionals." (*Sunset*)

"... a must-have for coastal and inland gardeners" (*California Garden*)

"...a valuable resource for ... gardeners" (*Pacific Horticulture*)

## The perfect gift for anyone in Southern California!


Published by the San Diego Horticultural Society and photographed entirely in San Diego, this completely updated edition has details on 260 trees, over 500 color photos, and a handy color chart showing when the trees are in bloom and how large they get.

**Only \$20 for  
SDHS Members**  
*(pick one up at a meeting)*

**We can mail a copy  
for only \$5 - order now!**

Send \$25 to:

San Diego Hort. Society  
Attn: Book Order  
P. O. Box 231869  
Encinitas, CA 92023-1869



## See us at the Fair Continued from page 5

a joy for me to work with them, and you'll be very impressed with the results: a gorgeous and educational display worthy to carry our name and bring an important message of good gardening practices to the general public.

Marilyn's artwork graces the front cover this month, and by the time you read this installation will have begun, making their vision a reality. I hope that you'll make the time to visit us in our new location near the Flower & Garden Show stage.

We'll have lots more information about the garden in the July newsletter. For now, suffice it to say that these imaginative and resourceful folks stepped in at the last minute in response to my urgent request to create a garden, and their plans have exceeded my expectations. Please take a few minutes to visit their websites (shown on the bottom of page 3) and see what other exiting things they have accomplished.

These great designers are carrying on the tradition of excellence in SDHS display gardens, which was begun by Bill Teague, who designed our garden for many years. Last year the Fair honored Bill's years of cheerful helpfulness to many other Flower Show exhibitors by creating a new award. Bill understood how crucial it was for display gardens to look good throughout the long run of the Fair, and he often quietly and on his own watered thirsty plants in other exhibits and otherwise kept them tidy and looking their best. For the Bill Teague Well-Maintained Gardens Award, each garden that is as maintained on the last day as on opening day is eligible to win \$100. 🌿

## Encinitas "GREEN SPRING" Activities & Events

Encinitas "Green Spring" activities and events are brought to the community through a collaborative effort of volunteers from the Encinitas Environmental Advisory Commission, Encinitas Environment Day, Downtown Encinitas Mainstreet Association (DEMA) and the Solana Center for Environmental Innovation.

### June 4 Encinitas Environment Day/Green Spring Reception • 5-8pm, FREE

Come celebrate the wrap-up of the first Green Spring Event Series & Kick-off of the Fourth Annual Encinitas Environment Day on June 6.

Encinitas Library Community Room, 540 Cornish Drive, Encinitas

### June 6 Encinitas Environment Day • 10am-4pm, FREE

Come out for a day of amazing environmental awareness booths, vendors, music and activities. Cottonwood Creek Park, Corner of Encinitas Blvd & Vulcan Avenue, Encinitas. See [www.eeday.org](http://www.eeday.org) for a complete event listing

### June 19 Composting Workshop • 10am-12pm, FREE

San Dieguito Academy, 800 Santa Fe Drive, Encinitas  
Register at [www.solanacenter.org/1workshops.html](http://www.solanacenter.org/1workshops.html)

### June 19 Environmental Film: "What's On Your Plate?" • 2pm-4pm, FREE

Come check out this witty and provocative documentary about kids and food politics. Filmed over the course of one year, the film follows two eleven-year-old multi-racial city kids as they explore their place in the food chain. The girls address questions regarding the origin of the food they eat, how it's cultivated, how many miles it travels from the harvest to their plate, how it's prepared, who prepares it and what happens with the packaging and leftovers.

Encinitas Library Community Room, 540 Cornish Drive, Encinitas

You can follow "GREEN SPRING" events via Facebook: <http://www.facebook.com/#!/pages/Green-Spring-Events-Encinitas/113468688674649?ref=ts>

To give us feedback, or request future events/activities: [GreenCommunity@cityofencinitas.org](mailto:GreenCommunity@cityofencinitas.org)



## Plants and Design Class

A plants and design course is being offered this summer at San Diego Mesa College, Clairemont area of San Diego. Pam Chapman will be teaching a course that emphasizes the artful combining of plants in the landscape. Basic design principles and color theory are emphasized. We will go on field trips every week. Emphasis is placed on the application of historical and contemporary design styles to a variety of environmental conditions.

Students design plant combinations to achieve a range of aesthetic, architectural and engineering functions. This course is designed for students and professionals interested in garden design, landscape architecture, architecture, and related fields.

Class meets from June 22 to August 16, 9 - 3 p.m. on Mondays, Wednesdays and Thursdays at Mesa college, room K105. Please join us! Register now and online: [www.sdccd.edu](http://www.sdccd.edu). Contact Pam at [pchapman@sdccd.edu](mailto:pchapman@sdccd.edu). 🌿

# SHARING SECRETS

This column is written by you, our members! Each month we'll ask a question, and print your responses the following month.

The question was: What do you do before or after gardening to protect and/or repair damage to your skin?

**Louise Anderson** has an après-garden tip: "I use lotion after I'm done working in the garden to add moisture back in and smooth skin on both hands and feet since I tend to go barefooted when it's warm enough."

**Ken Blackford** has advice for the "macho-inclined": "Unfortunately, I've been taking the manly-man (and probably stupid) approach to protecting my skin before gardening, rarely wearing gloves, a hat or applying sunscreen. A recent minor puncture wound on my hand might change my mind. A nasty infection set in, traveled up the hand and into the arm. Thankfully, antibiotics did the trick, but a smarter move would have been to wear gloves in the first place. So all those who are macho-inclined ... take heed!"

**Linda Bresler** takes precautions: "Before I garden, I slather SPF 45 over my face, neck, upper chest, and arms. I also wear a broad-brimmed hat in the garden and gardening gloves. Actually, I try not to garden during the middle of the day when the sun's rays are strongest. I *should* apply something that prevents oils from poisonous plants from getting on my arms. The last time I was in the garden, I got a rash all over my arms that is still irritating me two weeks later. I have had to apply Ivarest on a daily basis to relieve the itching."

**Carol Costarakis** prepares in advance for garden grime: "I try to remember to put Vaseline on my hands, especially in the crevices around nails where the dirt seems to grab. It seems to make clean-up a little easier."

**Margaret Davis** tells us, "*Sunday Afternoons* is the product name for my new 50+ UPF sunblock protective cruiser hat. It's what I wear while gardening or golfing! I found it at Armstrong Nursery and the best part is the tie cord in the back, which makes for a perfect fit for any size head."

**Linda Fiske** says, "Most of the time, I just find myself pulling weeds and smoothing over the soil. But if I intend to go play in the dirt, I put a little Dawn in my hands, rub it all over and scrape my nails through it to get it under my nails. When I'm done gardening, I just turn on the water, rinse my hands and one would never know that I had been making mud pies."

**Connie Forest** has a word of warning: "You should have asked me that question 20 years ago. Until recently, I have done nothing. I have paid for it with lots of skin damage and precancerous skin stuff that has to be burned off at regular intervals. Now, I use a 30 moisturizer before going outside, well, most of the time. I don't do anything after I come in except use hand lotion on my hands after washing them. I do use a moisturizer at night. I am *not* an example to follow."

Continued on page 20

SDHS SPONSOR ↓



**Solana Succulents**  
• Rare & Exotics • Container Gardens

Jeff Moore

355 N. Highway 101  
Solana Beach, CA 92075

(858) 259-4568

[www.solanasucculents.com](http://www.solanasucculents.com)

10% Discount for SDHS Members with this ad

SDHS SPONSOR ↓



**Art Plantae®**

Botany and Botanical Art Education

[www.ArtPlantae.com](http://www.ArtPlantae.com)

[www.ArtPlantaeBooks.com](http://www.ArtPlantaeBooks.com)

Books about botany & botanical illustration

[www.ArtPlantaeToday.com](http://www.ArtPlantaeToday.com)

A blog for botanical illustrators

SDHS SPONSOR ↓



**Sunshine Gardens**

It's time to plant ... Come on Down!

We have just about everything the gardener in you is looking for:

- Bedding Plants    ➤ Shrubs
- Citrus    ➤ Houseplants
- Vegetables    ➤ Fertilizers
- Soils    ➤ Seed
- Trees    ➤ Pottery

When you're here also visit  
Elizabethan Desserts & Twigs by Teri

[www.sunshinegardensinc.com](http://www.sunshinegardensinc.com)

Open 7 Days Monday-Saturday 7:00-5:00; Sunday 9:00-4:00



**SUNSHINE GARDENS**  
ENCINITAS

155 Quail Gardens Drive  
Encinitas

(760) 436-3244

SDHS SPONSOR ↓



**cedros gardens**  
SOLANA BEACH

- ❖ Edibles    ❖ Succulents
- ❖ Fruit Trees
- ❖ Drought Tolerant Plants

Pesticide-free since 1993

330 South Cedros Avenue  
Solana Beach, CA 92075

(858) 792-8640

10% discount for SDHS members

[www.CedrosGardens.com](http://www.CedrosGardens.com)

**SDHS SPONSOR** ↓

*"It's the bible of local gardening."*

**Pat Welsh's  
SOUTHERN CALIFORNIA  
ORGANIC GARDENING:  
Month-By-Month**

COMPLETELY REVISED AND UPDATED

Available at select nurseries  
and bookstores everywhere

Published by Chronicle Books

[www.PatWelsh.com](http://www.PatWelsh.com)



**SDHS SPONSOR** ↓

*Barrels & Branches*  
**Nursery, Maintenance  
& Design**  
*Unusual plants, pottery and gifts*  
**10% discount for SDHS members**



**Open daily 8am to 5pm**  
 1452 Santa Fe Drive, Encinitas  
 (760) 753-2852  
[www.barrelsandbranches.com](http://www.barrelsandbranches.com)



**SDHS SPONSOR** ↓

**You're Invited:**  
*For the Best in Bamboo, Palms, Cycads & now  
featuring Aloe, Agave, and other succulents.*



*Visit our 4 Acre Display Garden and see the newest and  
most unusual flora from around the world, including  
our special Australian, New Zealand and South African  
collections.*

**10% discount for SDHS members**


2498 Majella Rd, Vista  
**760-758-6181**  
**www.BotanicalPartners.com**

Home of  
**Bamboo  
Headquarters**

**SDHS SPONSOR** ↓

*The Beauty of Irises*  
 BY KATHARINA NOTARIANNI

A visual delight, this book features over 100 full color photos of  
beautiful irises to inspire you. Includes  
growing advice.



This book makes a wonderful gift. Easy  
ordering through our online store:

**Healing Time Books**  
[WWW.HEALINGTIMEBOOKS.COM](http://WWW.HEALINGTIMEBOOKS.COM)

**Secrets** Continued from page 19

**Gail Henson** has another cautionary tale: "Obviously I don't do enough. The stitches come out tomorrow for my last round of skin cancer. I'm a good example on what happens when you don't wear sunscreen and a hat at all times."

**Janice Johnson** says, "I have been wearing a hat but it ruins my hairdo, thought it saves the expensive color! I have a problem sometimes with sunscreen because if I perspire it will cause the sunscreen to run into my eyes and then they start burning. Wearing gloves prevents the brown sun spots on my hands. Take August off from gardening - it's too hot, so enjoy what you have done earlier. If you have to work in the hot sun, my husband and I put a wet hand towel around our necks to keep from burning and it keeps us cool. We don't look real cool though!"

**Marla Keith** has several secrets to share: "I wear clothing that has a sun block built in. My dermatologist says these fabrics will be good for the life of the fabric and help to screen those rays. I have had a melanoma removed, so this is important. I also wear a 45+ sunscreen, usually a hat and then garden usually before 10 a.m. and after 4 p.m. to beat the bad sun. It is worth it. Prevention is the best medicine."

**Barbara Raub** is another person who urges us to use, "sunscreen, sunscreen, sunscreen!!!! The hat alone won't do it. Do your work before 10am or after 2pm to avoid the most direct sunrays. Also, a little soap under your nails before you start work will help the dirt to wash off easily. Lots of good hand cream helps; too. Wear GOOD sunglasses to protect your eyes: make sure they have UV protection."

**Linda Shaw** says, "I TRY to remember to wear gloves. After washing up, I always use CVS Pharmacy's Dry Skin Therapy hand cream. It's wonderful!"

**Laura Starr** has some suggestions: "to protect/repair skin: Use sunblock of SPF 30. Be sure yours protects against both UVA and UVB rays (the package will say so). If my hands are dry I put on coconut oil and then a pair of disposable latex gloves under my regular garden gloves. It's like a hand spa inside. For cuts and the like, nothing beats Neosporin."

**Katrin Utt** has an excellent reminder: "I make sure my tetanus shot is up to date! I also wear gloves most of the time. It's a jungle out there!!"

**Janet Voinov** takes care before and after gardening: "I never go out without a hat and gloves. I use a lot of lotion after washing up."

**Marilyn Wilson** has two secrets: "Often I forget to wear my gardening gloves, so I end up with soil under my fingernails and rough skin on the palms of my hands. The only way I have found to get my fingernails clean is to shampoo my hair! Since my job involves a lot of typing, I need to keep the heels of my hands smooth so they'll slide across my gel-filled wrist rest. So every Monday I use an abrasive paddle designed to erase foot calluses. A few swipes and I'm good until the next weekend of gardening."

**The question for next month is: What low-water bulbs have you planted from summer to fall, and where did you buy them?**

Send your reply by June 5 to [info@sdhortsoc.org](mailto:info@sdhortsoc.org). ☘

# May Meeting Report

Once a year the San Diego Horticultural Society presents a very Special Evening with a speaker of national importance, and this year we were pleased to bring Brad Lancaster, a highly-respected leader in the water harvesting movement, to San Diego. He has written two excellent award-winning books *Rainwater Harvesting for Drylands and Beyond, Volume 1: Guiding Principles to Welcome Rain Into Your Life and Landscape* (2006) and *Volume 2: Water-Harvesting Earthworks* (2008).

In a fast-paced presentation, Brad made a strong case for both harvesting rainwater that is often wasted (by going into the storm drains) and using greywater to get twice as much benefit from the city water that we're all paying for. Rainwater harvesting is the process of capturing rain and making the most of it as close as possible to where it falls. Greywater harvesting is the process of directing water from household sink, bathtub, shower, and washing machine drains into the soils of the landscape where the water is naturally filtered and reused to generate more on-site resources. The two work hand in hand, and can reduce our water consumption by 30 to 50%!

Brad noted that, "We are making droughts and floods more severe by paving over and denuding the land." This is especially true in a fast-growing area like San Diego County. In fact, about 19% of the electric power and 32% of the oil used in San Diego is used for water: to move it or make it potable. Here's what Brad suggested needs to change: we should make rainwater the primary water source and make greywater the secondary source, and only resort to municipal or well water as supplementary water sources.

And don't think that because of our relatively low annual rainfall this goal isn't possible. In an average year we get about 9-11" of rain, which averages out to about 131 gallons per person per day. Average water use in San Diego, says Brad, is 178 gallons per person per day, so if we managed to harvest all of our rain this could account for almost 75% of our needs! Watering the garden with greywater from the showers, laundry, and bathroom sinks we could cut down on using municipal water for this purpose.

We heard Brad's eight universal principles of water harvesting along with simple strategies that turn water scarcity into water abundance. These principles empower you to create integrated water-sustainable landscape plans at home and throughout your community. Details are in his books and on his website; this simplified list is abstracted from his website:

1. Begin with long and thoughtful observation. See where the water flows and how. What is working, what is not? Build on what works.

2. Start at the highpoint of your watershed and work your way down. Collect water at your high points for more immediate infiltration and easy gravity-fed distribution. Start at the top where there is less volume and velocity of water.

3. Start small and simple. Many small strategies are far more effective than one big one when you are trying to infiltrate water into the soil.

4. Slow, spread, and infiltrate the flow of water. Rather than having water run erosively off the land's surface, encourage it to stick around, "walk" around, and infiltrate into the soil.

5. Always plan an overflow route, and manage that overflow as a resource. In times of extra heavy rains use the overflow as a resource.

6. Maximize living and organic groundcover. Create a living sponge so the harvested water is used to create more resources, while the soil's ability to infiltrate and hold water steadily improves.

7. Maximize beneficial relationships and efficiency by "stacking functions." Berms can double as high-and-dry raised paths. Plantings can be placed to cool buildings in summer. Vegetation can be selected to provide food.

8. Continually reassess your system: the "feedback loop." Observe how your work affects the site, beginning again with the first principle. Make any needed changes, using the principles to guide you.

Some additional things we learned from Brad: To avoid problems use greywater immediately, don't store it. The San Diego County codes regarding greywater use have changed recently – check local codes for what to do. Good soaps to use with greywater are given on his website; don't believe all soap labels because they can be misleading. "We need to celebrate the rain with fun sculptures," that move in the rain in amusing ways.

Thanks, Brad, for a fact-filled and thoughtful presentation about a topic of great importance to San Diegans! To learn more, visit his website, [www.HarvestingRainwater.com](http://www.HarvestingRainwater.com), and associated Drops in a Bucket blog. 🌿

**SDHS SPONSOR** ↓




**MULTIFLORA ENTERPRISES**

Rare & Unusual Palms, Fruits and Flowering Shrubs & Trees

Horticultural Consultation, William Skimina  
760.723.8886 ✦ bitaski@aol.com  
Online Catalog: [MultifloraPlants.com](http://MultifloraPlants.com)

**NOW Available!**




Learn the San Diego Floral Association history by reading articles written by the founding members and authors who came after them. **256 pages.** See pictures of members, flower shows, early magazine covers and other activities.

Enjoy the long history of our magazine. Available at S DFA office.

**\$30.** including tax

**GREAT GIFT IDEA!**



1650 El Prado #105,  
San Diego, CA  
92101-1684

## Classified Ads

FREE TO MEMBERS; call Susi at  
(760) 295-7089 for details.

### FREE AGAVE AMERICANA.

Have lots to give away!  
Call Dannie at (858) 756-8450.

Volunteer for SDHS and  
you'll have less weeds!  
See pages 4 and 5.

SDHS members save  
36% on subscriptions  
to *Pacific Horticulture*

Only \$18/year brings you a  
beautiful full-color magazine  
all about West Coast gardening!

Each fascinating issue has articles  
on places to visit, unique gardens,  
plant info, and lots more.

To subscribe to this exceptional  
publication send \$18 with your dues



Specializing in Protea and other  
plants native to Australia and  
South Africa.

"The largest Protea  
Nursery in the United  
States."

## Blossom Valley Protea

Walter & Margot Parkola

Nursery hours by appointment

online at: [www.blossomvalleyprotea.com](http://www.blossomvalleyprotea.com)

Mail:  
P.O. Box 21094  
El Cajon, Ca. 92021

Phone: 619-561-8287  
Cell: 619-322-5627  
E-mail: [walterparkola@bvprotea.com](mailto:walterparkola@bvprotea.com)

Visit Portland's  
Gorgeous Gardens  
with SDHS  
Details on page 6

## PLANTS COMPREHENSIVE

### HORTICULTURE & LANDSCAPE

[www.plantscomprehensive.com](http://www.plantscomprehensive.com)

Consulting, design, installation, irrigation,  
pruning/lacing/shaping/grooming, grafting,  
problem and situational diagnosis and resolution

619.223.5054 Certified Arborist C27 893456 619.302.1550

SoCal Nativescapes

## Pearson's Gardens

SAN DIEGO'S TRADITIONAL HERB FARM



Cultivating  
Herbs,  
Gourmet Vegetables,  
Scented Geraniums,  
Sages, Lavenders  
for Your Gardens

(760) 726-0717

1150 Beverly Dr., Vista, CA [PearsonsGardens.com](http://PearsonsGardens.com)

25 Years Experience in So. California



Daniel F. E. Cannou

Consulting Horticulturist

## Sunset Horticultural Services

(760) 726-4411

Professional solutions to problems  
with plants, soil and irrigation

Award-winning garden designs  
water-wise • low maintenance

**SDHS SPONSOR** ↓



**Weidners**  
**The Garden Show Place**

**GARDEN COLOR!**  
 Open March 1st through Labor Day  
 Six days a week - Closed Tuesdays  
 Open 9:00 - 5:00

Flowering Plants ~ Succulents  
 Perennials ~ Bedding Plants

East of I-5 between  
 Leucadia & La Costa exits

**(760) 436-2194**  
 www.weidners.com

**Now on Facebook!**

**SDHS SPONSOR** ↓



**Quality Products - Expert Advice  
Friendly Service**

- Plant Food
- Amendments & Mulch
- Seed & Sod
- Veggie & Flower Packs(Seasonal)
- Garden Tools
- Irrigation Supplies
- Pest & Disease Control
- Rodent Control
- Bird Food & Feeders
- Frost Protection Products

◆ **Organic Products and Water Saving Devices!**

**Helping Your Garden Grow**

Since 1952  
Farm & Garden Supply  
**Grangetto's**

**Escondido**  
1105 W. Mission Ave  
760-745-4671  
**Fallbrook**  
530 E. Alvarado St.  
760-728-6127

**Valley Center**  
29219 Juba Road  
760-749-1828  
**Encinitas**  
189 S. Rancho Santa Fe  
760-944-5777



**Let Us Help You Take Your Next Garden Project From Start to Finish!**

San Diego Horticultural Society  
P. O. Box 231869  
Encinitas, CA 92023-1869

Nonprofit Organization  
U.S. Postage  
PAID  
Encinitas, CA 92024  
Permit No. 151

**Change Service Requested**



# San Diego County Fair

## Presents Paul Ecke Jr. Flower & Garden Show

### JUNE 11 - JULY 5



Beautiful Landscape Displays & Gardens  
Floral & Interior Design Vignettes  
Container Plants  
Specimen Blooms and Floral Design Competitions

#### Daily Flower Show Stage Speakers and Demonstrations:

- Nan Sterman, Saturday July 19 & Saturday July 3
- Debra Lee Baldwin, Sunday July 20
- Many San Diego Horticultural Society Members
- Floral Design Competition, Sunday June 27

See flyer for stage full schedule



# Taste the Fun

2010 SAN DIEGO COUNTY FAIR  
JUNE 11 - JULY 5 Presented by Albertsons Savon

San Diego Horticultural Society's 2009 Fair Display Garden



# 2010 Cactus and Succulent Show and Sale

Presented by: *The San Diego Cactus and Succulent Society*

## JUNE 5<sup>th</sup> and 6<sup>th</sup>

At The Casa Del Prado, Room 101 and Patios, Balboa Park, San Diego

**Strange and exotic plants from the far corners of the world gathered together for your viewing amazement!!**

Patio sale of choice specimen plants for the novice and collector as well as handmade stoneware planters and pots!!

Inner patio - Informational and Educational displays, Demonstrations and Talks on water wise gardening

Potting service and cultural information will be available.

### **SHOW HOURS:**

**Saturday, June 5 10am to 3pm**

**Sunday, June 6 10am to 4pm**

**(Judging will be after 3 pm Saturday)**


### **SALE HOURS:**

**Saturday, June 5 10am to 5pm**

**Members only shopping 9 to 10 on Sat**

**Sunday, June 6 10am to 4pm**

For additional information please visit:  
[www.sdcss.net](http://www.sdcss.net)





# Paul Ecke Jr., Flower & Garden Show at the San Diego County Fair 2010 Stage Schedule



Fri, 6/11	12:30	Low Water Landscapes	Benoit Exterior Design	Cindy Benoit
	2:00	Sustainable Gardening	UCCE Master Gardener	Cindy Sparks
	3:30	California Natives For the Garden	California's Own Native Landscape Design	Greg Rubin
	5:00	Caudiciform Succulents	The Plant Man Nursery	Joyce & Michael Buckner
Sat, 6/12	<b>Oratory Contest</b>			
	4:00	California Natives For the Garden	California's Own Native Landscape Design	Greg Rubin
Sun, 6/13	<b>WaterSmart Day - Hosted by the San Diego County Water Authority</b>			
	11:30	Plants and Grasses in your WaterSmart	Garden City of San Diego	
	1:00	The Keys to Designing a WaterSmart Garden	Marum Partnership Landscape Architecture	Marian Marum, ASLA
	2:30	WaterSmart Your Irrigation System	Blue Watchdog Systems	Patrick Crais
	4:00	Everything about WaterSmart Gardens	Cuyamaca College	Jay Rodriguez
Tue, 6/15	12:30	Fun with Supermarket Bouquets	Dos Gringos	Suzy Long
	2:00	Water Gardening Revisited	Santa Fe Nursery	Ed Simpson
	3:30	Care of Orchids from the Big Box Stores	San Diego Orchid Society	Charley Fouquette
	5:00	Living Walls	Good Earth Plants GreenScaped Buildings	Jim Mumford
Wed, 6/16	12:30	Dreaded Insects in San Diego	Dept of Ag Weights & Measures	Dr. David Kellum
	2:00	Getting Started with Drip Irrigation	DIG	Ben Raines
	3:30	All About Using Water Wisely	UCCE Master Gardener	Cindy Sparks
	5:00	Great New Varieties	Proven Winners	John Rader
Thu, 6/17	12:30	Propagation of Staghorn Ferns	UCCE Master Gardener	Charles Robinson
	2:00	Flower Arrangements Techniques	Floral Design Instructor	Betty Patterson del Sol
	3:30	Aquaponics Basics	Expert Aquaponics	Sue Spray
	5:00	Great New Varieties	Proven Winners	John Rader
Fri, 6/18	12:30	Water Conserving Landscapes		Connie Beck
	2:00	Flora, Feng Shui and Your Home	Design Support Services Expressive Interiors	Judy Hallberg
	3:30	Getting Started with Drip Irrigation	DIG	Suzanne Ward
	5:00	Saving the World From Your Backyard	The Yard Fairy Inc	Ben Raines Diane Downey
Sat, 6/19	<b>Enviro Fair</b>			
Sun, 6/20	<b>Succulent Container Day</b>			
	11:30	Appetizing Succulent Container	Courtyard Pottery	Frank Mitzel
	1:00	Succulent Container Gardening	Chicweed	Melissa & Susan Teisl
	2:30	Succulent Container Gardens	Book Author	Debra Lee Baldwin
	4:00	Creating a Succulent Tray Landscape	The Plant Man Nursery	Joyce & Michael Buckner
Tue, 6/22	12:30	Let Worms Eat Your Garbage	Vermicoast	Shelley Grossman
	2:00	Organic Rose Care		Jack Shoultz
	3:30	Sustainable Landscapes Are In	Olivenhain Municipal Water District	Joseph Randall
	5:00	Save Money & Conserve Water in Landscape	So Cal's Future Nature Designs	Steve Jacobs
Wed, 6/23	12:30	30 Great Drought Tolerant Plants	Great Gardens Landscape Design	Doug Kalal
	2:00	Fun with Supermarket Bouquets	Dos Gringos	Suzy Long
	3:30	Getting Started with Drip Irrigation	DIG	Ben Raines
	5:00	Orchid Repotting Demonstration	Sunset Valley Orchids	Fred Clarke
Thu, 6/24	<b>Del Mar Rose Society Day</b>			
	12:30	Using Your Roses to Create Beautiful Arrangements	Del Mar Rose Society	Diana & Walt Kilmer
	2:00	Favorite of the Del Mar Rose Society	Del Mar Rose Society	Virginia Holt
	3:30	How to Grow Roses Organically	Del Mar Rose Society	Jerry Lettieri
	5:00	How to Grow Beautiful Roses	Del Mar Rose Society	Kathy Reed



# Paul Ecke Jr., Flower & Garden Show at the San Diego County Fair 2010 Stage Schedule



2010 SAN DIEGO COUNTY FAIR  
JUNE 11 - JULY 5  
Presented by ALBERTSONS Savon

Fri, 6/25	<b>California Rare Fruit Growers Day</b>			
	12:30	Growing Great Fruit Trees ...Timely Tips and Helpful Hints	California Rare Fruit Growers	Tom Del Hotal
	2:00	Growing Pomegranates	California Rare Fruit Growers	David Silverstein
	3:30	Growing Stone Fruit in San Diego	California Rare Fruit Growers	Jim Bathgate
	5:00	Propagating Mangos, Avocados & Stone Fruit from Seed	California Rare Fruit Growers	Jim Nietzel
Sat, 6/26	<b>Backyard Edibles Day</b>			
	11:30	Fruit Tree Selection & Care	UCCE Master Gardener	John Marsh
	1:00	Starting a Vegetable Garden	UCCE Master Gardener	Karan Greenwald
	2:30	Growing Bananas	California Rare Fruit Growers	
	4:00	Container Gardening	UCCE Master Gardener Urban Plantations	Carol Graham Karen Contreras
Sun, 6/27	<b>San Diego Floral Competition</b>			
Tue, 6/29	12:30	Organic Rose Care		Jack Shoultz
	2:00	Getting Started with Drip Irrigation	DIG	Ben Raines
	3:30	Cultivating African Violets	Carlsbad African Violet Society	Barbara Conrad
	5:00	How to Save Money & Conserve Water in Your Landscape	Nature Designs	Steve Jacobs
Wed, 6/30	12:30	30 Great Drought Tolerant Plants	Great Gardens Landscape Design	Doug Kalal
	2:00	New & Old Techniques in Vegetable Gardening	UCCE Master Gardener	Joyce Gemmell
	3:30	Bromeliad Terrestrials	V.P. of San Diego Bromeliad Society	Robert Kopfstein
	5:00	Ms. Smarty-Plants & the Magic of Water	The Water Conservation Garden at Cuyamaca College	Pam Meisner
Thu, 7/1	12:30	Designing for Birds and Butterflies - Backyard Wildlife Habitats	UCCE Master Gardener ISA Certified Arborist	Robin Rivet
	2:00	Fun with Supermarket Bouquets	Dos Gringos	Suzy Long
	3:30	Easy Rose Care	Garden Writer	Dick Streeper
	5:00	How to Save Money & Conserve Water in Your Landscape	Nature Designs	Steve Jacobs
Fri, 7/2	12:30	Growing Dahlias	San Diego Dahlia Society	David & Sharon Tooley
	2:00	Growing Dahlias	San Diego County Dahlia Society	Steven Nakamura & Max Turner
	3:30	Low Water Landscapes	Benoit Exterior Design	Cindy Benoit
	5:00	Proteas	California Protea Mgmt.	Ben Gill
Sat, 7/3	<b>Backyard Edibles Day</b>			
	11:30	Dill-icious Herb of Year 2010	Edgehill Herb Farm	Karen England
	1:00	Incredible! Edible <i>and</i> Water Wise	Plantsoup.com	Nan Sterman
	2:30	Heirloom Tomatoes	UCCE Master Gardener	Karan Greenwald
	4:00	Landscaping With Edibles	Edible Eden	Richard Wright
Sun, 7/4	1:00	Bonsai Demonstration	San Diego Bonsai Society	Jim Rendina
	2:30	Bonsai Demonstration	San Diego Bonsai Society	Shirley Kavanaugh
	4:00	30 Great Drought Tolerant Plants	Great Gardens Landscape Design	Doug Kalal
Mon, 7/5	12:30	Low Water Landscapes	Benoit Exterior Design	Cindy Benoit
	2:00	Blooming Bromeliads	San Diego Bromeliad Society	Nancy Groves
	3:30	Versatile Bromeliads for a San Diego Garden	San Diego Bromeliad Society	Andy Siekkinen

# What's Happening? for June 2010

The SDHS is happy to publicize items of horticultural interest. See other side for resources & ongoing events.  
Send calendar listings by the 10<sup>th</sup> of the month before the event to [calendar@sdhortsoc.org](mailto:calendar@sdhortsoc.org).

## ▼ SDHS Sponsor

### Anderson's La Costa Nursery & Garden Design Center

- ◆ Full Service Nursery & Garden Design Center
- ◆ Over 200 Running Fountains
- ◆ Trees, Shrubs, Vines, Succulents
- ◆ Huge Greenhouse For Indoor Plants
- ◆ Large Selection of Pottery & Statuary
- ◆ Benches & Trellises
- ◆ Professionals to Answer Your Questions
- ◆ Exquisite New Gift Shop

.....Expect the Unusual



[www.AndersonsLacostaNursery.com](http://www.AndersonsLacostaNursery.com)

### Hello to all and welcome to our June & Father's Day garden tip update:

We hope everyone had an enjoyable Memorial Day Weekend and a good start to the month of June. So much is happening in and around the nursery I'm not sure where to start so I'll plunge right in. June usually features mellow weather (and maybe some of that old June gloom) in our area and the mild conditions are just right for getting plants off to a good start. Note that many flowers and vegetables should be planted from bedding plants this month rather than seeds because time is growing short for warm weather plants to fully mature. Remember - now that the weather is warmer you can conserve water by watering at cooler times of day to prevent quick evaporation.

#### What's New:

- ❖ **Plumeria** – more & more coming in green and budded out.
- ❖ **Hydrangeas** – Mopheads & Lacecaps - In White, Pinks and Blues – simply gorgeous.
- ❖ For long lasting low growing yellow flowers check out **Texas Sundrops** (*Calyophus drumondii*). Great in a hot, dry spot in the garden.
- ❖ **Gaura** – becoming more popular each year. Why? Sports abundant pink flowers above dense burgundy tipped green foliage. Grows to 2' x 2' mounds with very long lasting blooms.

#### In our greenhouse:

- ❖ Orchids were fully replenished after Mother's Day rush. Some are also fragrant. The Paphiopedalum are amazing.
- ❖ Sensitive Plants (kids just love them). When you touch the leaves they fold up like shy little flowers (or like my cat).

#### Vines including:

- ❖ Beautiful blooming Clematis, Mandevilla 'Alice duPont' (they are really enjoying the hot sun that popped out as I am typing this). Also – Guinea Goldvine, Lonicera 'Gold Flame' (so fragrant) and Dalechampia 'Purple Wings'.

**Water plants** arrived as I write this. Lots of Water Lilies in bud & bloom in pinks, cream, yellow, peach and blue – just gorgeous.

- ❖ Also other aquatic plants – Horsetail Reed, Yellow Snowflake, Water Cress, Pink Pickerel, White Fairy Lily.

- ❖ **Calandrinia spectabilis** – great rock garden plant. Grey/green succulent type leaves with a gorgeous magenta flower on a long stem. Blooms on & off thru Spring, Summer & Fall (that's the "spectabilis" part).

### The Water Conservation Garden (see other side for address)

#### June 4, 6:30-7:30pm, Ms. Smarty-Plants Explores Garden Critters:

Learn about the critters that visit the garden. Make your own bird feeder. Members \$10 Non-Members \$15 per adult/child couple. By reservation only. Register online [www.thegarden.org](http://www.thegarden.org) or call (619) 660-0614 x 10.

#### June 5, 10am-noon, Hillside Gardening:

How to make the most of gardening on a slope! Topics include erosion control, proper plant choices, terracing, and retaining walls. \$25. For information and to register, call (619) 660-4350, or visit [www.cuyamaca.edu/preview](http://www.cuyamaca.edu/preview).

#### June 5, 1-3pm, Rainwater Collection for the Homeowner:

Options for rainwater harvesting for homeowners. \$15 Members, \$25 Non-Members. Register online [www.thegarden.org](http://www.thegarden.org) or call 619-660-0614 x 10.

#### June 6, 1:30-2:30pm, Ask The Horticulturist Tour:

Enjoy an informative walk through the Garden, Free

#### June 8, 6:30-8:30pm, Introduction to Greywater: Go from Laundry to

**Landscape:** Introduction to the basics of using greywater for garden and landscape applications. \$15 Members, \$25.00 Non-Members. Register online [www.thegarden.org](http://www.thegarden.org) or call 619-660-0614 x 10.

#### June 13, 9-11am, Introduction to Hardscape Projects for

**Homeowners:** How to use stacked keystone pavers, how to install stepping stones, how to create gravel designs and use broken concrete as a recycled material for projects in your landscape. \$20 Members \$30 Non-Members. Register online [www.thegarden.org](http://www.thegarden.org) or call 619-660-0614 x 10.

#### June 15, 5:30-8:30pm, Professional Landscape Design Consultations:

45-minute landscape design consultation services. landscape designer who focuses on drought tolerant landscapes will meet with you, one-on-one. \$60 Members, \$75 Non-Members. Call 619-660-0614 x10 for appointment availability, designer information and reservations.

#### June 17, 6-7pm, Ms. Smarty-Plants and the Magic of Water Show!:

uses her magic to show you how to save water in this fun, family-friendly show. Family Fun Night at San Diego Botanic Garden -Free with admission. Contact Diana Goforth at 760-436-3036 x204

#### June 19, 10am-noon, Water Smart Edibles in Your Landscape:

Yes, you CAN grow fruit while conserving water! Discussion on proper planting, drip irrigation and maintenance of these desirable plants. \$20 Members, \$30 Non-Members

#### June 20, 9:30- 10:30am, Special Access Tour:

Special tour is offered monthly for individuals who may have difficulty navigating the terrain of the Garden. Explore the Garden from the comfort of a Shuttle Free. reservations required call (619) 660-6841

#### June 26, 10am-noon, Toss the Turf: Less Grass, Less Water, More

**Fun:** Come to the Garden for a short course in turf removal. \$20 Members, \$30 Non-Members. (Two registrations for the price of one-same household only please.). Register online [www.thegarden.org](http://www.thegarden.org) or call (619) 660-0614 x 10.

#### Saturdays, 10-11am, Garden Tour:

Docent led tour of the Water Conservation Garden. Meet at the main gate at the Garden entrance. No reservations required.

### San Diego Botanic Garden (see other side for address)

#### June 2, Permaculture: No-till Gardening:

Understand nature's resources so you can create a bountiful no-till garden. Cost: Members \$65, non-members \$75. Pre-registration required by May 28

#### June 12, 10am-noon, New Plants for Southern CA:

Mountain States Wholesale Nursery in Glendale, Arizona, will introduce you to some exciting plants for our dry landscapes. Plant sale will follow. Cost: Members \$10, non-members \$12. Pre-registration required by June 8.

#### June 12, 1-4pm, Hemerocallis Show and Sale:

Southwest Hemerocallis Society showcase their best daylilies from the garden. Free with admission or membership.

### Walter Andersen Nursery FREE Saturday Classes:

#### 9:00am Point Loma Nursery:

- June 5 Tropical Plants with Kurt Peacock
- June 12 Shade Gardens
- June 19 Xeriscape Efficient Water Use Gardens
- June 26 Children's Gardens

#### 9:30am Poway Nursery:

- June 5 Summer Flowers with Jen Merzigian
- June 12 Growing Giant Pumpkins
- June 19 Summer Fruit Tree Pruning with Richard Wright
- June 26 Herbs with Carol Fuller

Details at [www.walterandersen.com](http://www.walterandersen.com); addresses in ad on page 17

### Evergreen Nursery Seminars (see page 4)

- 9:00 am, 13650 Carmel Valley Road, San Diego/Carmel Valley
- 10:00 am, 3231 Oceanside Blvd, Oceanside
- 11:00 am, 12460 Highland Valley Rd, Escondido

**June 5: Succulents are hot!** Learn about adding them to your existing landscape, or using them as your entire landscape!  
Free, refreshments provided

### Cedros Gardens Saturday 10am classes:

Details at [www.cedrosgardens.com](http://www.cedrosgardens.com); address in ad on page 19.

**June 5, 12-6pm San Diego Rose Society 83rd Annual Rose Show:** Entries received from 6:30 to 9:30 am. Barona Valley Ranch 1932 Wildcat Canyon Rd Lakeside. \$5 per person (includes admission and guided rose garden tours.). Info [sdrosesociety.org/sdrs\\_calendar.htm#jun](http://sdrosesociety.org/sdrs_calendar.htm#jun)

**June 8, 7pm, San Diego Geranium Society:** What is a Geranium? Ice Cream Social, Raffle includes cuttings. . Balboa Park, Casa Del Prado, Room 101. Free. For info see [sdgeranium.org](http://sdgeranium.org)

**June 12-13, 10am-4pm, San Diego Bromeliad Society Show & Sale:** Casa del Prado, Room 101 Balboa Park. Info call (858) 453-6486 or see [http://www.bsi.org/webpages/san\\_diego.html](http://www.bsi.org/webpages/san_diego.html).

### FREE Community Workshops

#### Good Bugs and Bad Bugs: A part of every garden.

June 12, 10:00 AM-11:30 AM, Ramona Community Center, 434 Aqua Lane, Ramona.

Free gift for the first 50 attendees. Sponsored by: UCCE San Diego County Farm & Home Advisors Office, <http://cesandiego.ucdavis.edu/Horticulture>, (858) 694-2184

**June 12, 4:30pm, South Bay Botanic Garden Walk:** Successful Vines & Ground Covers. Some low care vines and ground covers that are successful in Southern California. Room 1802 of the Landscape and Nursery Technology Department, Southwestern College, 900 Otay Lakes Rd., Chula Vista. Parking is free in Lot E. Donation of \$3. See [sdrosesociety.org/sdrs\\_calendar.htm#may](http://sdrosesociety.org/sdrs_calendar.htm#may)

**June 13, 12:30pm, Mabel Corwin Branch of the American Begonia Society:** Gish Nursery tour and plant sale. 2222 Twin Oaks Valley Road, San Marcos. Call Dean Turney at (760) 942-1919 or email to [marybegonia@att.net](mailto:marybegonia@att.net) for info.

**June 19, 10am-4pm, Encinitas "Green Spring":** Composting Workshop. San Dieguito Academy, 800 Santa Fe Dr., Encinitas. Free. Register at [www.solanacenter.org/1workshops.html](http://www.solanacenter.org/1workshops.html)

**June 19 & 20, 10am-4pm, Fullerton Arboretum Perennial Plant Sale:** Perennial plants and related summer plants and garden accessories. Free. 1900 Associated Road, Fullerton. For info see [fullertonarboretum.org](http://fullertonarboretum.org) or call 657-278-4010

**June 23, 6pm, Mission Hills Garden Club:** Everything you need to know to join the Urban Chicken Club. \$10 for guests/visitors. United Church of Christ 4070 Jackdaw St., San Diego. See [missionhillsgardenclub.org](http://missionhillsgardenclub.org)

**June 23, 7pm, Rare Fruit Growers San Diego Chapter:** Lychee & Longan, Propagation by air layering; guava. Room 101, Casa Del Prado, Balboa Park. For info see [crfgsandiego.org](http://crfgsandiego.org)

**June 26, 10am-4pm, Agua Hedionda Lagoon Foundation Pollinator Festival:** AHLF Discovery Center, 1580 Cannon Rd., Carlsbad. \$2 per child for non-members and FREE for members of the Agua Hedionda Lagoon Foundation. See [aquahedionda.com](http://aquahedionda.com) or call (760) 804-1969.

**June 26, 10am, California Native Plant Society Guatay Mountain Rapid Assessment:** Rapid assessments are a great excuse to get outdoors and discover/reintroduce yourself to native plants. free (although CNPS membership is encouraged!). To RSVP for a survey, or more information, you may email: [vegetation@cnpsd.org](mailto:vegetation@cnpsd.org) or call (559) 443-9233

**June 26, 4:30pm, South Bay Botanic Garden Walk:** My 10 Favorite Trees. For a 'one stop' viewing of conifers, palms, broadleaf evergreens, and deciduous trees Room 1802 of the Landscape and Nursery Technology Department, Southwestern College, 900 Otay Lakes Rd., Chula Vista. Parking is free in Lot E. Donation of \$3 is suggested.

## Resources & Ongoing Events

**SAN DIEGO BOTANIC GARDEN (formerly QUAIL BOTANICAL GARDENS):** Open daily 9-5 (closed Thanksgiving, Christmas, New Year's Day); 230 Quail Gardens Dr., Encinitas. Fee: \$12/adults, \$8/seniors, \$6/kids; parking \$2. Free to members and on the first Tuesday of every month. (760) 436-3036; [www.SDBGarden.org](http://www.SDBGarden.org) .

**WATER CONSERVATION GARDEN:** Open 9-4 daily, free. Docent-led tours every Saturday at 10:00am. 12122 Cuyamaca College Drive West, El Cajon. (619) 660-0614 or [www.thegarden.org](http://www.thegarden.org)

**MISSION TRAILS REGIONAL PARK:** Guided hikes Wed., Sat. & Sun. Visitor Center open 9-5, off Mission Gorge Rd., San Carlos, (858) 668-3275.

**MASTER GARDENER HOTLINE:** Gardening questions answered by trained volunteers Mon.-Fri., 9-3, (858) 694-2860, [www.mastergardenerssandiego.org](http://www.mastergardenerssandiego.org)

**SAN ELIJO LAGOON CONSERVANCY:** Free 90-minute public nature walk 2<sup>nd</sup> Saturday of each month start at 9:00 am. Call (760) 436-3944 for details.

**DESERT WILDFLOWER HOTLINE:** Anza-Borrego Desert State Park: (760) 767-4684. For information, events, road conditions, etc. call (760) 767-5311 or visit <http://desertusa.com/wildflo/wildupdates.html>.

**WILDFLOWER HOTLINE:** March to May call the Theodore Payne Foundation hotline: (818) 768-3533 for info. on blooms in So. California and elsewhere; visit <http://theodorepayne.org>

### BALBOA PARK:

**Offshoot Tours:** Free 1-hr walking tour in Balboa Park every Sat., 10am. Meet at Visitors Center; canceled if rain or less than 4 people. (619) 235-1122.

**Botanical Building** is one of the world's largest lath structures, with 1200+ plants and lavish seasonal displays. Open Friday-Wednesday, 10am to 4pm.

**Botanical Library.** Room 105, Casa del Prado, Mon.-Fri. and first Sat., 10am-3pm, (619) 232-5762.

**Japanese Friendship Garden:** Tues. to Sun., 10-4. Fees: free 3<sup>rd</sup> Tuesday; \$5/family; \$2/adult, \$1/seniors/students; (619) 232-2721. [www.niwa.org](http://www.niwa.org)

**Canyoneer Walks:** Free guided nature walks Saturday & Sunday. (619) 232-3821 X203 or [www.sdnhm.org](http://www.sdnhm.org)

**Balboa Park Ranger Tours:** Free guided tours of architecture/horticulture, Tuesdays & Sundays, 1pm, from Visitors Center, (619) 235-1122.

**S.D. Natural History Museum:** Exhibits, classes, lectures, etc. (619) 232-3821; [www.sdnhm.org](http://www.sdnhm.org)

**S.D. Zoo:** Garden day 3<sup>rd</sup> Friday of every month from 10am. Pick up schedule at entry. Info: (619) 231-1515, ext 4306; [www.sandiegozoo.org](http://www.sandiegozoo.org).

## Garden TV and Radio Shows

**GardenLife Radio Show (national).** Saturday from 8-9am and Sunday from 8-10am. KCEO 1000AM radio, hosts Bruce and Sharon Asakawa, John Bagnasco. Call-in questions: 866-606-TALK. If your local station does not carry GardenLife, hear it streaming live on [lifestyletalkradio.com](http://lifestyletalkradio.com). GardenLife shows are also archived at [lifestyletalkradio.com](http://lifestyletalkradio.com)

**Garden Compass Radio Show (local).** Saturday from 9-10am. XEPE 1700AM radio, hosts Bruce and Sharon Asakawa, John Bagnasco. Call-in questions: (619) 570-1360 or (800) 660-4769.

❖**Euphorbia martinii & Euphorbia 'Rudolph'** – fabulous lime green & chartreuse (there's that color again) flowers respectively.

❖Lots of **Phormiums** (Flax). We have more than normal varieties in the smaller 1 gallon sized – Amazing Red, Tom Thumb, Dusky Chief and Jack Spratt. Drought tolerant and low maintenance.

❖**Mandevilla laxa** "Chilean Jasmine" - Very fragrant white showy flowers – should stay green all year here.

❖**Rose Campion** (*Lychnis coronaria*) – silvery foliage and bright magenta flowers. To 2.5ft tall and 1ft across, blooms spring through late summer. Don't plant beside anything red – it will clash.

Some things to keep us occupied in June:

**June Bloom:** Fuchsia, hydrangeas, lantana and zinnia are at the height of bloom in June. Fuchsias and hydrangeas need plenty of water. Lantana is one of the easiest full sun, drought-resistant plants to grow. Irrigate plants at ground level. Zinnias should not be sprinkled or watered overhead.

**Bougainvilleas** – Transplanting & Care: Choose plants with the color and growth habit you want. Choose a spot in full sun and dig a hole twice as wide and the same depth as the container. Cut out the bottom of the pot and plant to allow root spreading downwards and wait 2 years to cut out the surrounding pot to minimize transplant shock. Add some more soil to make the top of the root ball level with the ground and add organic Dr Earth all purpose fertilizer and water in.

**Keep Container Plants Well Watered** - During the summer plants need to be thoroughly watered not just sprinkled. Pay careful attention to plants growing in containers as their water needs are much greater than plants grown in the soil.

**Citrus Care:** Unlike deciduous fruit trees most citrus trees don't require yearly pruning. However you can often revitalize older citrus trees if you remove the dead branches and twigs from the interior of the tree. Keep citrus and avocados well-watered--deeply every two or three weeks--and add a three-inch-thick layer of mulch to maintain uniformly cool temperatures. Feed fruit trees approximately every three weeks during their growing season.

**Plant palms, cacti, and succulents.** Let the soil dry between watering and provide light shade during the hottest portion of the day for the more sensitive ones.

**Prune or shear hedges** so the top is slightly narrower than the base.

**Lightly prune, feed, and water roses** on a weekly or bi-weekly basis to encourage them to flower continuously into the late fall.

**You can use less water** and still have a beautiful lawn - water early in the morning (preferably before 7 a.m.). Water deeply once a week (but not more than twice a week) to promote deep rooting and reduce evaporation. Proper mowing helps grass grow deeper roots and encourages much side-branching for a thicker carpet.

**Feed all plants** with a balanced slow release fertilizer containing micronutrients in addition to the basic nitrogen, phosphorous, and potash/potassium (N- P-K).

**Water the garden deeply** every week or two depending on how consistently hot the weather has been and whether plant roots have grown deep into the soil.