

Let's Talk Plants!

Newsletter of the San Diego Horticultural Society

January 2011, Number 196

FUNctional Garden Art

SEE PAGES 3 & 5

BOTANICAL PHOTOS BY
IMOGEN CUNNINGHAM
PAGE 6


SPRING GARDEN TOUR
PAGE 7

WHAT'S WRONG WITH MY PLANT?
PAGE 8

PLANTS AND CLIMATE CHANGE
PAGE 10

GREAT PLANT COMBOS
PAGE 13

On the Cover: Functional garden art




SAN DIEGO
HORTICULTURAL
SOCIETY

**NOVEMBER 27 • COFFEE IN THE GARDEN AT
DANNIE & CRAIG McLAUGHLIN'S GARDEN, OLIVENHAIN**

All Photos:
Pat Crowl



**Our hosts, Dannie
and Craig McLaughlin**




**DECEMBER 12 • COFFEE IN THE GARDEN AT
THE WATER CONSERVATION GARDEN, EL CAJON**

All Photos:
Barbara Raub



**Coffee organizer
Jim Bishop and other
members**



In This Issue...

- 2 Important Member Information
 - 3 To Learn More...
 - 3 From the Board
 - 3 Plant Forum Changes
 - 4 The Real Dirt On... Thomas Church
 - 4 Staghorn Fern Seminar
 - 5 Trees, Please
 - 6 Book Review
 - 6 Community Outreach
 - 7 Garden Tour
 - 8 Welcome New Members!
 - 8 Discounts for Members
 - 8 What's Up At San Diego Botanic Garden?
 - 10 Reading The Book Of Nature: What Plants Tell Us About Climate Change
 - 12 Wikipedia And Wikispecies
 - 13 Sharing Secrets
 - 16 December Plant Forum
 - 18 Hospital Rooftop Garden
 - 19 December Meeting Report
- INSERT:** Cuyamaca College
Calendar/Resources/Ongoing Events

COVER IMAGE: The cover artwork (by January speaker Greg Corman) is a bee habitat pair installed in a client's garden in Santa Fe. Learn more at our January meeting about how your outdoor art can also be functional.

The San Diego Horticultural Society

MEETINGS

The San Diego Horticultural Society meets the 2nd Monday of every month (except June) from 6:00pm to 9:00pm at the Surfside Race Place, Del Mar Fairgrounds, 2260 Jimmy Durante Blvd. Meetings are open and all are welcome to attend. We encourage you to join the organization to enjoy free admission to regular monthly meetings, receive the monthly newsletter and numerous other benefits. We are a 501(c)(3) non-profit organization.

MEETING SCHEDULE

5:00 – 6:00 Meeting room setup
6:00 – 6:45 Vendor sales, opportunity drawing ticket sales, lending library
6:45 – 8:30 Announcements, Hot Hort Picks, speaker, opportunity drawing
8:30 – 9:00 Plant display; vendor sales, lending library

MEMBERSHIP INFORMATION

To join, send your check to: San Diego Horticultural Society, Attn: Membership, P.O. Box 231869, Encinitas, CA 92023-1869. Individual/one year-\$30, two years-\$50, five years-\$120; Family/one year-\$35, two years-\$60, five years-\$140; Group or Business/one year-\$50; Students/\$16 (w/proof of enrollment); Contributing/\$90 or more; Life/\$700. For membership questions contact membership@sdhortsoc.org or or Jim Bishop at (619) 293-0166.

FUTURE MEETINGS & EVENTS IN 2010 & 2011

- February 14** Aenne Carver on *New Water-wise Look with Old-fashioned Favorites*
- March 4-6** Spring Home/Garden Show
- March 14** Jim Mumford on *Green Roofs and Living Walls*
- March 26** Spring Garden Tour – see page 7

www.SanDiegoHorticulturalSociety.org

Next Meeting: January 10, 2011, 6:00 – 9:00 PM

Topic: GREG CORMAN ON “FUNCTIONAL GARDEN ART”



Meeting is open and everyone is welcome. Admission: Members/free, Non-Members/\$10. Parking is free.
Meeting Place: Del Mar Fairgrounds, Surfside Race Place, Del Mar; Info: (760) 295-7089

Starting in January we will meet on the first floor.

Start the new year on a fun note as landscape designer and sculptor Greg Corman speaks about making your garden art do double time as functional objects like gates, containers, wildlife habitat, and lighting. Greg will show examples and discuss buying, siting, and lighting garden art. His focus will be on recycled and re-purposed elements.

Greg is an artist and landscape designer in Tucson, Arizona. His passion is creating sculpture and outdoor furniture from salvaged materials. Many of his works also provide habitat for native, stingless bees (NOT honeybees!). His landscapes emphasize local plants that thrive without irrigation and simple, sculptural, and elegant designs that are ecologically sound and easy-care. Greg continually seeks out unusual species for landscaping and is a regional expert on native plants who also teaches on many horticultural and design topics. He has BS and MS degrees in Agriculture from the University of Arizona and the University of Maryland. For more information about Greg and his work visit www.gardeninginsights.com and <http://zenindustrial.blogspot.com>.

To learn more visit page 3. 🌿

The Mission of the San Diego Horticultural Society

is to promote the enjoyment, art, knowledge and public awareness of horticulture in the San Diego area, while providing the opportunity for education and research.

ESTABLISHED SEPTEMBER 1994

SDHS BOARD MEMBERS

Jim Bishop – Membership Chair, First Vice President

Judy Bradley – Co-Chair-Program Committee

Mark Collins – Finance/Budget Committee

Carol Costarakis – Member at Large

Julian Duval – San Diego Botanic Garden representative

Neal King - Member at Large

Susan Oddo - Publicity Coordinator

Ida Rigby – Tour Coordinator

Susi Torre-Bueno – President, Newsletter Editor

Cathy Tylka – Treasurer, Chair-Budget & Finance Committee

Paula Verstraete – Volunteer Coordinator

Don Walker – Past President

Lucy Warren – Secretary, Liaison to H&G Shows

Let's Talk Plants!, the newsletter of the San Diego Horticultural Society, is published the first Monday of every month.

Editor/Advertising: Susi Torre-Bueno; (760) 295-7089; newsletter@sdhortsoc.org

Calendar: Send details by the 10th of the month before event to calendar@sdhortsoc.org.

Copyright ©2011 San Diego Horticultural Society, Encinitas, CA. All rights reserved. Not to be reproduced by any means for any purpose without prior written permission.

BECOME A SPONSOR!

Do you own a garden-related business?

SDHS sponsorships have high recognition and valuable benefits, including a link to your website, discounts on memberships for your employees, and free admission to SDHS events. This is a wonderful way to show your support for the SDHS. Sponsors help pay for our monthly meetings, annual college scholarships, and other important programs. Sponsorships start at just \$100/year; contact Jim Bishop at sponsor@sdhortsoc.org. Sponsors are listed on page 8; those with ads in the newsletter have the words SDHS Sponsor above their ads. We thank them for their extra support!

Important Member Information

VOLUNTEER NEEDS:

1 - SPRING HOME/GARDEN SHOW

We need to plan an eye-catching display of interesting materials for our information tables at the Spring Home/Garden Show (coming up on March 4-6). Last year we had several tables of flowers and plant cuttings to share with the public – what shall we do this year? Please call Susi Torre-Bueno ASAP at (760) 295-7089 and let's talk!

2 - MEMBERSHIP COMMITTEE

Express your outgoing nature, or overcome your shyness, by meeting new people in a very friendly setting! Volunteer about ONE to THREE HOURS A MONTH as a greeter at meetings, visit nurseries and provide membership brochures for their customers, or help with community outreach programs. Please contact Jim Bishop at jimbishopsd@gmail.com or (619) 293-0166.

GOT CLIPPINGS?

Our historian, Ida Rigby, maintains scrapbooks about SDHS members and events. If your garden has been featured in a magazine or newspaper, or you've written an article, please mail a copy to Ida at 14031 Saddlewood Dr., Poway, CA 92064. We'd love to include you!

THANKS SO MUCH!

Thanks to Dannie and Craig McLaughlin for hosting our Nov. 27 Coffee-in-the-Garden at their beautiful Olivenhain garden. Their expansive and mostly low-water garden was fascinating, as was Craig's collection of exceptional cars! We so much appreciate our friends at The Water Conservation Garden for hosting our Dec. 12 Coffee-in-the Garden at their handsome facility, and for the great tour they gave us. Photos of each are on the inside front cover. ☘

See page 4 to order your SDHS nametag

SDHS SPONSOR ↓



SAN DIEGO'S LARGEST WHOLESALE NURSERY OPEN TO THE PUBLIC

Over 500 Acres of Plants & Landscaping Materials from Saplings to Specimens

Buy Direct from the Grower and Save!



Best Quality Soils Bagged for convenience or in bulk for pick up; delivery available

- ♦ Amended Top Soil
- ♦ Planter Mix
- ♦ Sand
- ♦ 3/4" Gravel
- ♦ Fill Dirt
- ♦ Medium Fir Bark
- ♦ Fine & Coarse Ground Cover Mulch
- ♦ Decomposed Granite

See our web site www.evergreennursery.com



RANCHO BERNARDO
12460 Highland Valley Rd.
(858) 485-7867

CARMEL VALLEY
13650 Carmel Valley Rd.
(858) 481-0622



OCEANSIDE
3231 Oceanside Blvd.
(760) 754-0340

Fall/Winter HOURS
Monday-Saturday...7:30am-4:30pm
Sunday.....9:00am-4:30pm

To Learn More...

GARDEN ART

By Ava Torre-Bueno

This month's speaker Greg Corman, designs desert gardens and creates art that compliments his designs:
gardeninginsights.com/sculpture

Greg's wife, Susan, is also an artist who makes lovely whimsical pieces from fiber and from paper mache: picasaweb.google.com/sfehlow

Some of Greg's art doubles as home for native bees (stingless):
gardeninginsights.com/pdfs/Bee%20habitat%20sculptures%20.pdf

Last month's speaker helped us understand the amazing skills of bees and their importance in pollinating our food. Here's an Audubon article about these charming creatures and how we can encourage them to live in our gardens:
audubonathome.org/solitarybees

Back to art... you can always find local ceramic garden-suitable art at Clay Associates on Adams Avenue in San Diego. They have a lovely succulent garden as well:
clayassociates.org/index.htm

And for watercolor art that depicts the kind of plants in a desert garden, go to Debra Lee Baldwin's web site:
debraleebaldwin.com/SucculentPaintings.htm

Member Ava Torre-Bueno is a psychotherapist in private practice and the organizer of Gardeners 4 Peace. This group of volunteers is helping to create a peaceful, organic, permaculture garden at the San Diego Friends Center. To learn more contact Ava at gardeners4peace@hotmail.com and visit <http://www.sandiegofriendscenter.org/volunteers.htm>.

Plant Forum Changes

Since our founding in 1994 we have had a Plant Forum at each meeting, where members bring interesting plants from their gardens and an expert talks about them. We'd sometimes have as many as 100 different plants at a meeting, and this was a great learning experience. After the meeting all the plants were listed in the newsletter, and some had a description and additional information included. We have published a CD called the *Plant Forum Compilation* (order through our website), which is a listing of all plants displayed at the meetings from September 1994 through May 2003.

Unfortunately, over the last year or two the numbers of plants displayed at the meetings has declined significantly, and fewer members are staying after the break to learn about these plants. For this reason the board has decided to make some major changes to this part of our monthly meeting. Members are still encouraged to bring in plants to display, and there will be the usual index cards available on which you will write in the name of the plant and other information. However, we will no longer have an expert on hand to talk about the plants. We will continue to list the plants in the newsletter.

To replace the Plant Forum expert we are introducing a NEW meeting feature called **Hot Hort Picks**, which is described in the column to the right. 🌿

From The Board

By Susi Torre-Bueno

HOT HORT PICKS

It's amazing how much you can learn about a plant in just five minutes! Especially when you're listening to a local expert who knows the plant well. At our January meeting we're introducing a new feature called Hot Hort Picks, and we thank Mark Collins, who owns Evergreen Nursery (a SDHS sponsor; see page 2), for suggesting this idea. Mark is also sponsoring this portion of our meetings for all of 2011. Immediately before our speakers each month, Mark (or one of his knowledgeable staff members) will spend five minutes talking about an exciting and worthwhile plant, and Evergreen Nursery will donate that plant for our Opportunity Drawing. We think you'll really appreciate this opportunity to expand your plant knowledge and maybe win a plant to try in your garden.

CHANGES ON THE BOARD

Due to other commitments Judy Bradley is stepping down as the first Vice President, although she'll continue on the Board as our Program Chair. Jim Bishop has agreed to step up and be our new VP, and he'll become the president this September, when my term ends. Thanks to both these terrific volunteers.

HONORING BILL TEAGUE

At our November board meeting we voted to re-name one of the five awards we give at the San Diego County Fair to honor past board member Bill Teague, who died in late September and who is sorely missed. The award will be called the Bill Teague Memorial Award for Creative Use of Unusual Plant Material, and it includes a \$100 cash prize and a 1-year membership in SDHS. We also voted to name one of our annual college scholarships in Bill's honor. Starting this year the \$1000 scholarship awarded to a student at Southwestern College will be named the Bill Teague Memorial Scholarship.

You can help honor Bill by making a tax-deductible donation to the Bill Teague Scholarship Fund at San Diego Botanic Garden. This fund will be a permanent endowment and will be used to provide a stipend for interns at SDBG. To learn more contact Tracie Barham at (760) 436-3036 x216.

HORTICULTURIST OF THE YEAR

We are delighted to announce that our Horticulturist of the Year for 2011 is Jon Rebman. Dr. Rebman is the Curator of Botany at the San Diego Natural History Museum, and last spoke to us in 1998 about the flora of Baja California. He has organized many botanical symposia, led research expeditions, and done research on the plants of San Diego County and Baja California. He has been the lead botanist in the San Diego Plant Atlas Project (visit sdnhm.org/plantatlas/index.html). This is "a long-term project using volunteer plant collectors to document the floristic diversity of every region of this large and diverse county." So far, well over 16,000 specimens have been included, and many new plants have been found. Jon will be our speaker in November, and we'll honor him at that meeting for the tremendous work he has accomplished on increasing our understanding of the botany of our region. Congratulations, Jon!

🌿

The Real Dirt On...

THOMAS CHURCH

By Linda Bresler

The "California Style" of landscape design originated with Thomas Dolliver Church, a 20th century landscape architect. Church (1902-1978) grew up in Oakland, California, and was educated at UC Berkeley and Harvard with undergraduate and graduate degrees in landscape architecture. He traveled to Italy and Spain on a fellowship awarded from Harvard.

Church began his landscape architecture practice in the early 1930's in San Francisco, while the neoclassic movement was still the major influence on landscape design. In 1937, he visited Alvar Aalto in Finland and the International Exhibition in Paris. There, he gathered some new ideas, which he began to implement in his design work, such as multiple perspective and fluid composition.

Gradually, Church began freeing the classic garden design elements from a rigidity of form, line and movement. As a pioneer of the "California Style" of landscape design, he introduced asymmetrical designs, raised planting beds, sitting walls, and timber decks. He also addressed the idea of privacy in the garden since many of the landscapes that he designed were smaller than in the past due to the postwar suburbanization of America.

Church still composed scenic vistas, but he also began to redefine the California landscape with the introduction of beautifully designed outdoor living spaces, dividing the landscape into separate "rooms." Thus, the backyard became an extension of the home. He believed that gardens were for people to interact in, and not just something to view from inside the house.

In his book, *Gardens are for People*, Church outlined four principles for his design process. These are: Unity, which is the consideration of the schemes as a whole, both house and garden; Function, which is the relation of the practical service areas to the needs of the household and the relation of the decorative areas to the desires and pleasures of those who use it; Simplicity, upon which may rest both the economic and aesthetic success of the layout; and finally, the Scale which gives a pleasant relation of parts to one another.

During his career, Church designed over 2,000 residential gardens. In addition, he oversaw the master planning of UC Berkeley, UC Santa Cruz, Stanford University, and other schools. Among his commercial projects, were the grounds of the American Embassy in Cuba, the General Motors Research Center in Detroit, the Des Moines Art Center, and the Mayo Clinic in Rochester, Minnesota.



One of the most famous and widely photographed residential designs is the Donnell Garden in Sonoma, CA, which was designed by Church in 1947. It includes a free-form pool with a monumental sculpture in the middle. The pool is set in paving and decking and framed by Live Oaks. The design is said to

recall images from cubist and surreal painting and provides a calming effect. This landscape design is considered to be among the most significant gardens of the 20th century.

Church's legacy was the transformation of the residential landscape in California and the rest of the country as well. His work defined the domestic landscape of the postwar United States. He was the founding father of a small group of designers who introduced modernism into landscape design and influenced a nation.

Member Linda Bresler is a certified landscape designer living in Poway. She specializes in drought-tolerant, low maintenance designs that provide four-season beauty. 🌿

SDHS Nametags

Sturdy magnet-back nametags are just \$8.50

Call Diana Goforth to order yours: (760) 753-1545. You can pay for these with your \$5 value Hort Bucks (see page 9).

SAN DIEGO
HORTICULTURAL
SOCIETY



Your Name Here



STAGHORN FERN SEMINAR

The San Diego Fern Society will be conducting a free seminar on Staghorn Ferns on January 20th in Room 101 of Casa del Prado in Balboa Park at 7:30 pm. If you have always wanted to grow these unusual ferns but were afraid, now is your chance to learn from the experts on platycerium culture.

Platyceriums are found in the tropics and sub-tropics of the world, mostly from Africa to the Pacific Islands. One species is endemic to South America. We can easily grow most species outside in our gardens. Many nurseries carry these plants in their stock. Some varieties are easier to grow than others. At our seminar you will learn their differences, so please make it a point to attend. There will be refreshments after the meeting and there will be plants for sale at reduced prices. Other genera of ferns will also be available in a raffle. 🌿

Trees, Please

ROASTING CHESTNUTS WITH OAK

By Robin Rivet

Does anyone remember eating hot-roasted chestnuts purchased on street corners? Okay, so I was lucky. Growing up in New York had its advantages. Few yes, but they were vivid. For a kid with wanderlust, you did not need a car to get around, and the autumn arrival of street vendors with steaming hot chestnuts was a memorable childhood pleasure. My Dad would buy a paper sack full of these delectable roasted morsels, and we would crack them open and savor their sweet, starchy, tender interiors, while walking around Central Park. However, by the time I was a teenager, they had vanished.

Once upon a time, the Chestnut tree was one of the most widely planted shade trees in America. A truly beautiful and stately tree, its large deep-green leaves had strikingly pale undersides, which shimmered in moonlight. Majestic and erect, they could easily tower a hundred feet and more. Chestnut meat is delicious and nutritious, and this bountiful food source once nourished city folk and farm animals alike. Meanwhile, the tree's durable warm-toned wood made everything from cribs to coffins. Their only drawback might have been their prodigious pollen production, with a flower show that earned them a "snow in summer" moniker. However, it was their sheer numbers which eventually caused their downfall.

So, what happened to these prolific nut trees? In 1904, a serious fungal blight took down almost the entire population of nearly four billion Native American Chestnut trees! Does that sound impossible?

Frankly, just conceiving of four billion trees is incomprehensible to me. Native American Chestnut trees once thrived throughout the entire Appalachian Range from Georgia north to New England, hence these staggering numbers. That decline was enough to have given approximately two trees to every person on the planet at the time. Consider this: the entire city of San Diego only manages approximately two hundred thousand or so street trees.

Accidentally introduced from Asia on an inferior Chinese chestnut species that was somewhat resistant, this virulent

fungal blight spread quickly when small wound tissue near the root crown would encounter airborne pathogenic spores. Visiting animals that inevitably meandered around the infected trees further disbursed these spores toward the exposed surfaces of adjacent trees, and the fungus lingers today.

One thing to consider, is why so many trees could die? In one word: "monoculture." In an effort to be "design friendly," many urban planners and landscape architects continue to create harmony and visual continuity, with same species groupings in large urban corridors, like along city streets or throughout neighborhoods. Artistically, this might make good sense. Botanically, it does not. Our American Elms

died a similar death, when a soil born disease spread through root tissue from tree to tree underground. Eventually, the only trees left standing were single specimens, isolated from contamination. When will we learn?

Here in San Diego, our Native Oaks are facing a similar demise. Over 20,000 trees have already been lost locally, and again, humans seem to be the culprit. The presumption at this time is that larva-infested firewood from Arizona first arrived into several San Diego East County parks about 2004. A non-native beetle, identified as the Gold Spotted Oak Borer (GSOB), now attacks and kills otherwise mature, healthy, California Native Live Oak trees. Linked to a strain from Arizona, a predator there normally keeps it in check. For a solution, we cannot alter or repopulate the majority of our vulnerable native species, but we can avoid potential spread of future unknown pathogens by combining multiple species when designing future sustainable urban landscapes. What we cannot afford to do any longer is to risk losing our ever-shrinking urban tree canopy to lack of oversight,

As I write, Chestnuts are undergoing a resurrection of sorts in the Eastern United States, and interestingly enough they will grow, produce edible nuts, and even thrive, right here in San Diego. This is largely due to hybridization of the American chestnut with its European, Chinese, and Japanese cousins.

Remember; if you plan to "roast these nuggets on open fire" for the holidays, be extra careful you are not guilty of harvesting and moving oak diseases with your firewood. If you are lucky enough to have the

Continued on page 11




Photo: Jean-Pol GRANDMONT



We are soliciting proposals to design the featured landscape for the entrance to the Flower and Garden Show.

This display is for educational and entertainment purposes and must represent the Flower and Garden Show theme, Riding In Style, which complements the Fair Theme, Race to the Fair.

The display area is ~30' x 40'.
Proposals should not exceed \$15,000.

Please contact Jayna Wittevrongel at 760-809-6327 for details.
Proposals must be submitted by April 1.
The contract will be awarded by April 8.

A GARDENER OBSESSED: OBSERVATIONS, REFLECTION, AND ADVICE FOR OTHER DEDICATED GARDENERS

By Geoffrey B. Charlesworth
Reviewed by Caroline McCullagh



This is a book that I almost don't need to describe for you. It's all there in the title and subtitle. Geoffrey Charlesworth is, indeed, obsessed, and we benefit from his obsession. For example, he writes eight pages on garden paths – not on how to construct a path, but on the “philosophy” of having a path in a garden. He examines the concept “path” from all angles.

If there's a fault in this book, it is that he's so detailed that it makes almost any garden task seem overwhelming and even impossible. Don't take it too much to heart. We all know we can do these things, and in fact, we probably have an easier time with them than he does.

Charlesworth is a transplanted Englishman who does his gardening in New England – Massachusetts to be exact. He has a lot of time in the winter, as the snow flutters down and the wind howls, to think about gardening, while we're still out harvesting winter vegetables and picking flowers for our dining room tables.

His main interest at the time of this writing was rock gardens, but as he tells us, he's been through other interests and is open to changing focus again if something else comes along that catches his fancy.

He's an avid grower from seed. He trades with and buys seed from people all over the world. It isn't unusual for him to sow more than 2,000 pots with seeds in a year. That's real obsession. Of course, he worries about them. He grieves when they die and exults when they survive to be planted out in the garden or given away to friends.

“And where does he plant all those seedlings?” you ask. You get a sense of the scale of the property where he gardens when he writes about the greenhouse, the bog garden, the forest area, and the various other specialized gardening areas. Most of us don't have such an elaborate garden, but it's fun to read about.

Of course, he includes the ubiquitous plant list. All gardening books seem to require them. He includes his 100 favorites for rock gardening as well as other lists covering the various plant groups that interest him. He even has a short essay on succulents, although he admits that they are mainly greenhouse plants in Massachusetts. There are plants on his list that will be of interest to San Diego gardeners, although they may grow differently here.

In his final essay, he contrasts an ideal day in the garden with a less than ideal day and those two with a day away from the garden altogether. His ideal day is delightful, but he knows and we know that any day in the garden is better than almost anything else.

A Gardener Obsessed (ISBN 1-56792-002-0) was published in 1994 for \$24.95. I bought it at a second hand bookstore. You can find it on the Internet. It's hard-bound, 244 pages, and includes 16 pages of color photos and an index. 🌿

MUSEUM EVENTS AROUND SAN DIEGO COUNTY

By Linda Johnson

Happy 2011! A great way to start the New Year is to support the many fine museums that San Diego County has to offer, including:

Oceanside Museum of Art (OMA) - See exhibitions showcasing the fine art of regional and international artists, including “Botanicals: The Photography of Imogen Cunningham,” from January 9 - May 22. And attend a special preview reception on Saturday, January 8, from 5pm-7pm. Cunningham (1883-1976), a pioneer of 20th century photography, was instrumental in increasing the acceptance of the medium as an art form. Beginning in 1901 she pursued photography, maintaining an interest in portraiture and nature throughout her long career. Her art (unlike that of other members of the Western School of Photography who also emphasized nature, such as Edward Weston and Ansel Adams) included intimate compositions highlighting the abstract qualities of nature. This exhibition will feature her black and white botanical photographs from the 1920s-1930s. OMA is located at 704 Pier View Way in Oceanside. Contact: 760-435-3720 or visit www.oma-online.org/exhibits for more information.

San Diego Chinese Historical Society Museum and Garden - Visit the Museum's exquisite Asian garden, from 10:30am-4pm, Tuesday through Saturday; and 12pm-4pm on Sunday. Designed by Museum Executive Director Alexander Chuang and local, renowned architect Joseph Yamada, the garden begins with a magnificent gate memorializing Dr. Sun Yat-Sen. A small waterfall and a quiet stream, culminating in a fishpond, are highlights of this tranquil setting. Follow a serpentine stone path to the courtyard, which is adorned by a bronze statue of Confucius. And, every second Saturday of the month from 11:00am-12:30pm, enjoy walking tours of the Asian Pacific Historic District, starting at the Museum (404 3rd Ave., San Diego). These tours explore Old Chinatown and the Japanese and Filipino neighborhoods in San Diego's old Stingaree red light district. Reservations are required; contact (619) 338-9888. For more information visit www.sdchm.org/garden.

San Diego Natural History Museum - Enjoy Canyoneer Walks with San Diego Natural History Museum volunteers trained to teach appreciation of plants and animals in southern California. When hiking with a Canyoneer, you are encouraged to stop, look, listen, touch, smell, and examine – to understand that everything is linked together. Canyoneers provide a unique opportunity to explore the wild places of San Diego, Riverside and Imperial counties, highlighting the rich biodiversity of the region. Founded in 1973 by Helen Chamlee Witham (an associate botanist at the Museum, a teacher and an environmental activist), Canyoneers lead weekend hikes at 70 locations from September through late June. Friday Guides lead elementary school groups on shorter hikes in local canyons during the school year. At least 500 citizen-naturalists have trained as Canyoneers since the inception of the program, and they have led over 2000 public hikes since they were organized. The Canyoneers remain one of the few trail-guide groups nationwide that are affiliated with a natural history museum rather than a park or reserve. In January, walks include Lake Hodges, Miramar Lake, Los Jilgueros Preserve (Fallbrook), Mt. Gower (Ramona) plus several walks in the Borrego Desert area. There is a \$2 fee per walker. For specific details about each walk, visit www.sdnhm.org/canyoneers. 🌿

First Garden Tour of the Year!

The San Diego Horticultural Society Presents "Take A Botanical Odyssey"
Saturday, March 26, 2011, 9 AM to 4 PM

Four Gardens and eight garden businesses and nurseries in the Vista/Fallbrook/San Marcos area

This spring garden tour will visit four gardens in the Fallbrook/Vista area that feature the amazing diversity of plants that we can grow in the San Diego area. Expect to see everything on your tour ~ exotic equatorial tropicals, a stunning array of succulents and cacti from around the world, and a wide ranging palette of hardy West Coast natives that add beauty and support our local creatures. You will find whimsical and lovely garden art enhancing the landscapes and expressing the owners' joy in their gardens. You will also be able to visit eight SDHS member specialty nurseries and garden businesses in Fallbrook, Vista and San Marcos that will offer special discounts for that day only exclusively to garden tour ticket holders.

This tour is not handicapped accessible. No pets are allowed.



One of the gardens, designed by Scott Spencer, features rockwork, mixed Mediterranean shrub borders and textural compositions using grasses and grass-like plants. Steel, stainless steel, and distressed aluminum sculptures are interspersed throughout the garden. A focal point is the Standing Man, created by the sculptor homeowner, in the center of a spectacular large labyrinth.



Another, enchanting garden, located on 3.5 acres, includes a large variety of succulents, cactus, tropicals, tropical fruit, bromeliads, cycads, flowering plants and trees. In your walk through the magical gardens you will discover many botanical gems, hidden art objects, mosaic tile compositions, and canyon vistas across the garden's vast native hillsides. Sequestered areas include perfectly matched unique pots and botanical treasures.



The third garden is a botanic wonderland of conifers, palms, cycads, Australian natives, cactus and succulents. An extensive collection of agaves, aloes, echeverias, euphorbias and aeoniums is displayed in the ground as well as in containers. There are cool, shaded areas for tropical beauties and a custom-built greenhouse for prized caudiciform succulents. A whimsical use of color and garden ornaments, including strategically placed bird houses, speaks to the owners' sense of fun. Winding paths take you through this plant-lover's paradise.



The fourth garden is an amazing botanical garden designed by Tom Piergrossi. This lovely garden features plants from five Mediterranean zones. You can also wander a subtropical slope including bananas, pineapples, dragon fruit, and passion fruit. The orchard includes over 50 different fruits. As you wander you will enjoy the fragrant flowers, Koi pond, succulent garden, and vegetable garden, all installed and maintained by the homeowners.

Advance purchase tickets for members will be \$16, non-members \$20. Day of tickets will be \$25 for all. Tickets may be purchased beginning in January 2011

• For online go to the San Diego Horticultural Society website for registration information. www.sdhortsoc.org.

Online ticket sales will close on March 23 at midnight

- Mail orders must be postmarked by March 10. Include a SASE and mail to Ida Rigby, 14031 Saddlewood Drive, Poway, Ca 92064
- Advance tickets will be available at Walter Andersen Nurseries (for addresses see www.walterandersen.com)
- Day of tickets will be available at Grangetto's, 1105 W Mission Ave, Escondido, 9AM to 1PM

No tickets will be mailed. You will receive a map with instructions. Your name(s) will be at each garden

Questions? contact Ida Rigby at tours@sdhortsoc.org or 858-748-9189



SAN DIEGO
HORTICULTURAL
SOCIETY

Name(s) _____

e-mail _____

Phone _____

Member Tickets @\$16.00 _____ Non-Member Tickets @\$20.00 _____

Total: \$ _____ Payment by check payable to SDHS

*By purchasing a ticket I understand that I will tour these gardens at my own risk.
Host gardens and San Diego Horticultural Society assume no liability whatsoever.*

Welcome New Members!

We now have over 1300 members! Hope to see all of you at upcoming meetings. We encourage you to become active participants and share in the fun; to volunteer see page 4. A warm hello to the following folks who have joined recently:

We welcome Moosa Creek Nursery and Living Green Design Solutions (see ad on page 11) as our newest sponsors.

Jeff Bishop	Suzie Ince
Calif. Center for Sustainable Energy	Caitlin Levy
Kristine Charton	David MacMartin
	Holly Wilson

NEW ADVERTISERS:

GOOD EARTH PLANTS (PAGE 20)

LIVING GREEN DESIGN SOLUTIONS (PAGE 11)

HORT BUCKS ARE GREAT!

Kudos to the members below who brought in new members and therefore received Hort Bucks worth \$5 towards raffle tickets, name-tags, *Plant Forum* CDs or dues. To get **your** Hort Bucks just ask your friends to give your name when they join. The number after the person's name indicates how many members they recruited in 2010:

Kimberly Alexander (1)	Gabriel Ivany (1)	Bill Nugent (1)
Ken Blackford (1)	Lorie Johansen (2)	Susan Oddo (1)
Debbie Boston (1)	Linda Johnson (2)	Barbara Raub (1)
Pat Crowl (2)	Tami Joplin (1)	Gayle Sallee (1)
Myrna Eastwood (1)	John Keeler (3)	Diane Scharar (2)
Linda Fiske (1)	Patti Keyes (3)	Jan Spooner (1)
Connie Forest (2)	Simone Mager (2)	Susi Torre-Bueno (2)
Ann Forseth-Smith (2)	Susan Marchetti (1)	Cathy Tylka (1)
Cheryl Hedgpeh (1)	Susan Morse (1)	

Discounts For Members

Get a 15% discount at Briggs Tree Co. (see page 9; tell them to look up the "San Diego Hort Society Member" account).

For the Grangetto's Preferred Program discounts go to www.Grangettos.com.

Take 10% off membership fees at San Diego Botanic Garden.

SEE THESE ADS FOR MORE DISCOUNTS: Aristocrat Landscape, Barrels & Branches, Botanical Partners, Buena Creek Gardens, Cedros Gardens, Courtyard Pottery, IGS, Pacific Horticulture, Solana Succulents and The Plant Man.

New E-Mail? New Street Address?

Please send all changes (so you will continue to receive the newsletter and important notices) to membership@sdhortsoc.org or SDHS, Attn: Membership, PO Box 231869, Encinitas, CA 92023-1869. We NEVER share your e-mail or address with anyone!

SPONSOR MEMBERS

(names in bold have ads)

Agri Service, Inc.	Kellogg Garden Products
Anderson's La Costa Nursery	KRC Rock
Aristocrat Landscape, Installation & Maintenance	Legoland California
ArtPlantae	Living Green Design Solutions
Barrels & Branches	Mariposa Landscape and Tree Service
Botanical Partners	Mary's Good Snails
Briggs Tree Company	Moosa Creek Nursery
Buena Creek Gardens	Multiflora Enterprises
California Mycorrhiza	Nature Designs Landscaping
Cedros Gardens	Pardee Tree Nursery
Coastal Sage Gardening	Plantopia, Inc.
Columbine Landscape	ProFlowers
Courtyard Pottery	Renee's Garden
Cuyamaca College	Solana Succulents
www.EasyToGrowBulbs.com	Southwest Boulder & Stone
EuroAmerican Propagators	St. Madeleine Sophie's Center
Evergreen Nursery	Sterling Tours
Forget-Me-Not Landscape Design	Sunshine Gardens
Glorious Gardens Landscape	www.TheMulch.com
Grangetto's Farm & Garden Supply	The Yard Fairy
Green Thumb Nursery	Tree of Life Nursery
Healing Time Books	Walter Andersen Nursery
Innovative Growing Solutions	Weidners' Gardens
	Pat Welsh
	Westward Expos

LIFE MEMBERS

*Horticulturist of the Year

Chuck Ades* (2008)	Penelope Hlavac
Walter Andersen* (2002)	Debbie & Richard Johnson
Norm Applebaum & Barbara Roper	Lois Kline
Bruce & Sharon Asakawa* (2010)	Vince Lazzaneo* (2004)
Gladys T. Baird	Jane Minshall* (2006)
Debra Lee Baldwin	Bill Nelson* (2007)
Steve Bringham* (2009)	Tina & Andy Rathbone
Wayne Carlson	Jon Rebman* (2011)
Laurie Connable	Peggy Ruzich
Julian & Leslie Duval	Susi & Jose Torre-Bueno
Edgar Engert* (2000)	Don Walker* (2005) & Dorothy Walker
Jim Farley	Lucy Warren
Sue & Charles Fouquette	Evelyn Weidner* (2001)
	Pat Welsh* (2003)
	Betty Wheeler

CONTRIBUTING MEMBERS

Alta Vista Gardens
Philip Tackitt & Janet Wanerka
René van Rems
Village Garden Club of La Jolla

What's Up at San Diego Botanic Garden?

WHAT'S WRONG WITH MY PLANT?

David Deardorff, PhD., botanist and plant pathologist, and Kathryn Wadsworth, photographer and naturalist, will teach a class on diagnosing plant problems on January 29, 10 a.m. - noon, at San Diego Botanic Garden.

Deardorff and Wadsworth demonstrate how to diagnose plant problems, and which sustainable, organic solutions to choose to cure ailing plants. The diagnostic process they invented relies on observing symptoms you can see with the naked eye, asking questions to build a case history, and reaching a conclusion that tells you what to do. You will learn how to be detectives in your own backyards, and solve problems with your vegetable gardens, houseplants, or ornamentals. The class will demystify insect pests, fungus diseases, and disorders due to growing conditions. You'll also learn about the latest organic solutions to these problems. Bring samples of plants in trouble (in plastic bags, please) for diagnosis and discussion.

David Deardorff and Kathryn Wadsworth are co-authors of the award-winning best seller, *What's Wrong With My Plant? (And How Do I Fix It?)*. Gardeners everywhere praise the book for its ingenious and innovative new diagnostic method for determining plant problems. The authors will bring copies of their book, which attendees may purchase, and they are pleased to sign them.

David and Kathryn's plant experience is geographically diverse. They currently live and garden in the Pacific Northwest, but David's first professional position was at the Los Angeles Arboretum. Later he taught at the University of Hawaii in Plant Pathology, and the couple owned an orchid nursery and tissue culture laboratory. In New Mexico, he started one of the country's first xeriscape nurseries for native plant landscaping. Kathryn earned a Master's degree in film making at the University of New Mexico and has led natural history tours around the world. The couple, who are also garden coaches and consultants on garden and landscape issues, will be coming out with a new book on organic vegetable gardening next year. 🌿

What's Wrong With My Plant
January 29, 10 am – Noon
Members \$10, non-members \$12
Pre-register by January 26 at
www.SDBGarden.org/classes.htm
or by calling 760/436-3036 x206

QUALITY never *grew* so good!

Briggs Tree Company, Inc.:

- Unusual plant varieties and new introductions
- Commitment to quality and service
- In-house purchasing agent
- Full-scale ornamental nursery - flats to 4" color, shrubs, vines and trees
- Over 200 acres in production
- Delivery anywhere in the continental US



San Diego
760.727.2727

briggstree.com
view our Virtual Tour

Save time, select trees with confidence!

Buy the book that garden magazines are crazy about!

"... a must-have ...for gardeners and landscape professionals." (*Sunset*)

"... a must-have for coastal and inland gardeners" (*California Garden*)

"...a valuable resource for ... gardeners" (*Pacific Horticulture*)

***The perfect gift for anyone in
Southern California!***


Published by the San Diego Horticultural Society and photographed entirely in San Diego, this completely updated edition has details on 260 trees, over 500 color photos, and a handy color chart showing when the trees are in bloom and how large they get.

**Only \$20 for
SDHS Members**
(pick one up at a meeting)

***We can mail a copy
for only \$5 - order now!***

Send \$25 to:

San Diego Hort. Society
Attn: Book Order
P. O. Box 231869
Encinitas, CA 92023-1869



Reading The Book Of Nature: What Plants Tell Us About Climate Change

By Mary Anne Hawke

Our local plants are recording history, and do they ever have a story to tell! As plant lovers, we all know that plants undergo endless cycles of growing, flowering, and going to seed in response to the changing seasons. But did you know that these repeating patterns over time may include a message for us about our changing climate?

Here in San Diego, trained volunteers (known as citizen scientists) are busy observing and recording data about the timing of plant behavior in the field. They are submitting their observations online as part of the San Diego County Phenology Project, which is spearheaded by the Reuben H. Fleet Science Center.



Across the globe, studies of this sort have already helped document the fact that the life cycles of plants and animals are changing in response to changes in climate and these effects are cascading throughout ecosystems. Research in Massachusetts is revealing that the average spring temperature has increased 4.5° F since Henry David Thoreau explored the woods of Concord Mass (in 1851-58), and seasonal changes are beginning three weeks earlier than they did in the mid-nineteenth Century. When species that depend upon one another emerge out of synchrony, then populations may crash; the effects can flow through the ecosystem.

However, many of these studies have focused on cold snowy climates, and the plant-animal-climate interactions in our area, where a Mediterranean-type climate is experienced, are not well documented. Scientists already know that California is experiencing a warming trend similar to other parts of the world. A modified climate could affect virtually every aspect of California's economy and natural resources, and threaten California's rich abundance of flora and fauna. Daytime highs and nighttime lows are increasing, but is that having any effect on our local flora? Right now, we do not know.

San Diego County is part of an ecosystem that is internationally recognized as a biodiversity hotspot. With so many important rare, threatened, and endemic species, it is important to begin to document the seasonal patterns of our local flora. Citizen scientists are stepping up and volunteering to provide the manpower needed to accomplish this task. The data they collect will be pooled with that of other citizen scientists nationwide in a project known as the National Phenology Network (www.usanpn.org).

Phenology is referred to by scientists as the study of the timing of seasonal biological activities. Many naturalists over history have kept journals documenting nature's seasonal changes, and plant specimens preserved in museums provide historical records of the dates of plant flowering and fruiting. Together, they have provided an abundance

SDHS SPONSOR ↓

INDOOR GARDEN SUPPLY

**ORGANICS
HYDROPONICS** **New
Location!**

"Help us Grow and we'll help You Grow!"

IGS

Innovative Growing Solutions

"Your Success is Our Success"

858.578.4477

www.IGShydro.com

5060 Santa Fe Street #D

San Diego, CA 92109

10% discount for SDHS members

Dream, Design & Build

The World You Want to Live In

February 7-8, 2011

For the Landscape Industry

**The Crowne Plaza Hotel
San Diego, CA**

Courses:

- Create a waterwise garden from the ground up using an integrated approach.
- IPM & Water Quality.

Speakers:

- Nan Sterman
www.plantsoup.com
- Sharon May
www.clcasandiego.org
- Don Shultz
www.cuyamaca.edu
- Dr. Cheryl Wilen
www.celosangeles.ucdavis.edu
- Brad Peery
www.raintechologies.com
- Jim Mumford
www.greenscapedbuildings.com
- Marian Marum
www.marumpartnership.com
- Sally Domiguez
www.rainwaterhog.com
- Sharon Danks
www.baytreedesign.com

Participating Groups
ASLA, ALPD, CLCA

Contact: Theodora Michailides
(559) 801-9504
www.livinggreendesignsolutions.com



of information about plant distribution and the seasonal timing of reproductive activity over many decades. Our local citizen scientists are continuing this tradition, collecting scientific data that will help answer the question: Are regional climate changes influencing the diversity, distribution, or flowering regimes of our flora?

Climate change can seem abstract. A few degrees change in temperature may not sound like much; however, these small changes can be expressed vividly in the lives of plants and animals. We are literally "seeing climate through the lives of plants," and if we listen, the plants (and the animals' responses to the plants) may be telling us the story of climate change.

To become a volunteer data collector for the San Diego County Phenology Project, follow us on facebook by searching San Diego County Phenology Project, or visit our website at www.rhfleet.org/c3 or sdplantatlas.org/phenology/budburstoverview.htm.

Still have more questions? Email lwalsh@rhfleet.org or call (619) 238-1233 x808. ☞

Trees Continued from page 5

space for one or two of these beauties and harvest time arrives, please invite me. Hot-roasted chestnuts are sublime.

Please check out the links below to a source for locally available seedlings. Although they prefer good drainage and acid soil, they are remarkably hardy if given a modicum of attention. "Colossal" is the chestnut most commonly grown in California, but newer varieties continue to surface.

ucanr.org/freepubs/docs/8010.pdf
ucanr.org/sites/home_orchard/Fruits_&_Nuts/Chestnut/ucce.ucdavis.edu/files/programs/5419/Chestnut_Fact_Sheet.htm
acf.org/mission_history.php
acf.org/Chapters.php
ppws.vt.edu/griffin/accf.html
forestpathology.org/dis_chestnut.html
boston.com/news/science/articles/2010/10/31/effort_to_restore_american_chestnut_trees_shows_promise/
groups.ucanr.org/GSOB
davewilson.com/br40/br40_trees/nuts_chestnut.html
fao.org/docrep/x5348e/x5348e02.htm
ctacf.org/index.cfm

Member Robin Rivet is an ISA Certified Arborist, California Rare Fruit Grower and UCCE Master Gardener. She serves on the San Diego Community Forest Advisory Board, La Mesa Environmental/Sustainability Commission, and the San Diego Regional Urban Forests Council. She welcomes public inquiries or rebuttals. ☞

SDHS SPONSOR ↓

Wikipedia And Wikispecies

By Susan Oddo

Steve & Shari Matteson's
BUENA CREEK GARDENS
Not Just a Plant Nursery. A Botanical Destination!
*Come stroll our 4-Acre Display Gardens. Have a Picnic,
 Read a Book Amongst the Redwoods or Giant Bamboo...*

Visit our website
www.BuenaCreekGardens.com
 for details about
 special activities this month

FALL & WINTER HOURS: Wed - Sat 9am to 4pm; Sun 10am to 4pm
 Closed Mon & Tues



418 Buena Creek Road
 San Marcos, 92069
 (760) 744-2810
 www.BuenaCreekGardens.com
10% discount for SDHS members

I recently visited a page in this amazing online resource to find information on a plant in our garden. A Google search on *Acacia vestita* took me to en.wikipedia.org/wiki/Acacia_vestita. There was surprisingly little information about this delightfully whimsical Australian drought tolerant plant that cascades over our creek.

Midway down the page I found a little icon with the following wording: *Wikispecies has information related to Acacia vestita*. Aha, here had to be the technical article on our charming plant. Clicking on the name I was taken to species.wikimedia.org/wiki/Acacia_vestita. This page was even emptier!



Photo of *Acacia vestita* is (c) Murray Fagg and reproduced from the Australian National Botanic Gardens website, www.anbg.gov.au

Going back to the prior page, I clicked on Wikispecies because I had not heard of it, and found this fascinating description:

Wikispecies is a wiki-based online project supported by the Wikimedia Foundation. Its aim is to create a comprehensive free content catalogue of all species and is directed at scientists, rather than at the general public. Jimmy Wales—chairman emeritus of the Wikimedia Foundation—stated that editors are not required to fax in their degrees, but that submissions will have to pass muster with a technical audience. Wikispecies is available under the GNU Free Documentation License and CC-BY-SA 3.0.

Started in August 2004, with biologists across the world invited to contribute the project had grown a framework encompassing the Linnaean taxonomy with links to Wikipedia articles on individual species by April 2005.

Some further perusing through Wikipedia looking for information on various plants in our garden revealed some articles to be long and informative, amply illustrated with photos, illustrations, and lists. Other articles were surprisingly bare.

So this is a call to action. San Diego has some of the most knowledgeable people about plants from around the globe that are great water-wise choices. Please add your expertise to Wikipedia so that information on these plants is available to every Wiki visitor.

Wikipedia contributors are not required to have academic degrees. Rather, articles are written and updated by the “knowledge experts” of the world, degreed or not. The articles are a joint writing effort by those with knowledge and practical experience. If you are a scientifically trained expert, consider contributing articles to the Wikispecies project.

Wikipedia and its subset of all-volunteer created encyclopedias are the perfect example of everything good the Internet has to offer. Most of us visit it weekly if not daily. Consider making a New Year’s resolution to contribute your knowledge by writing articles or adding content, photos, illustrations, graphs, etc. to existing articles. It is an easy process and the world will be better for it. You can learn more about how to add content at en.wikipedia.org/wiki/Wikipedia:Starting_an_article. ☘

SDHS SPONSOR ↓



Introducing our **NEW OMRI Listed**
NATURAL & ORGANIC FERTILIZERS
 FOR BEAUTIFUL BLOOMS & BOUNTIFUL CROPS

Whether you're starting a garden from scratch, sprucing up your planting beds, or mulching your favorite fruit tree—Gardner & Bloome has a natural and organic premium garden soil, mulch or fertilizer to help your garden reach its best potential. We've been dedicated to meeting the needs of gardeners for over 85 years by providing products you can trust.

Find out more about our **NEW**
 Natural & Organic Fertilizers
www.KelloggGarden.com



Available in a
 variety of sizes!

SDHS SPONSOR ↓

Over 500 types of stone and boulder for your Water-Wise Garden.



Flagstone
Pavers
Pathway DG
Boulders...
and so much more...

Our creative and knowledgeable staff will help you make the best selections for the garden of your dreams.



Natural Stone & Boulder Supply

San Marcos (760) 744-1036
Poway (858) 748-3953
Lakeside (619) 443-8153

1 800 KRC ROCK (1 800 572-7625) www.KCRCRock.com

SDHS SPONSOR ↓

Native Plant Sale Open House
Sunday Jan 2 10am - 4pm
3685 Voltaire St. Point Loma



Coastal Sage Gardening
and Botany For Kids
619 223 5229 COASTALSAGE.COM

SHARING SECRETS

This column is written by you, our members! Each month we'll ask a question, and print your responses the following month.

The TWO related questions for January were:

What special plant combination do you find works and why? What plant or combination of two or three plants struck you as particularly beautiful or gave you an idea for your own garden when you saw them in a public garden? (Thanks to Marilyn Guidroz and Marcia Bode for suggesting these questions.)

Debra Lee Baldwin said: "I'm often asked this question regarding succulents. Here's a colorful, low-maintenance vignette for a part of a garden or an area roughly 6'-by-6':

-- Tall element (to 5' and as wide, over time): *Euphorbia tirucalli* 'Sticks on Fire' (firesticks). Orange shrub with upright, pencil-thin, leafless stems. Easily started from cuttings, but beware of caustic sap.

-- Mid-sized element (to 3' tall and as wide): *Agave americana* 'Mediopicta Alba' (tuxedo agave). Has a crisp, fountainlike silhouette and cream-striped, blue-gray leaves. Easily started from offsets (pups).

-- Low element (to 1' high, spreading to several feet): *Senecio mandraliscae* (blue chalksticks). A truly blue groundcover that repeats the shape of the firesticks and the color of the agave's leaf margins, and serves as a striking color complement to the orange. Easily started from cuttings.

And for the perfect finishing touch (which should go in first), a blue-gray granite boulder with rust streaks. I didn't come up with this on my own. I first saw it in a garden designed by Michael Buckner in Fairbanks Highlands, and I show it in my book, *Designing with Succulents*. The garden, owned by Carolyn Schaefer, will be open on tour May 14 as a benefit for Casa de Amparo. I'll be there greeting visitors, signing books and answering questions."

Vivian Blackstone told us: "I plant several things like companion plantings: borage for tomatoes and onions, garlic for roses, radishes for poppies/tulips, petunias to ward off aphids, tomatoes to ward off beetles, mint for aphids, thyme for worms, marigolds for vegetable/fruit trees, chives for roses, feverfew for moths, lavender for slugs, rosemary for beetles/moths, nasturtiums for aphids, comfrey for attracting bees and reenergizing the minerals in the soil."

Lorraine Bolton likes, "Agave attenuata & dymondia."

Carol Costarakis is, "mad for contrast! Especially with succulents: I love to pair roundy things with linear things and perhaps a smaller-leaved item for balance. The other wonderful thing with succulents is the great variety of colors: it's fun to put things with similar nuances of same colors together. And when I can get both of these ideas dancing together, I'm very happy!"

Dani Donnell wrote that, "I just recently found myself driving by a public neighborhood planting thinking to myself, 'Why do I always feel good when I drive by this?,' a simple combination of two plants: purple lantana mixed with blue rosemary. There is something very peaceful about the colors and texture... soothing, durable, and critters love it too!"

Chris Drayer said, "I have been having fun with combinations using the easy to grow - but not always easy to find - *Leucodendron* 'Jester'. Its colorful variegations of red and yellow literally glow in the sun, and its upright form is very sculptural. I've used color contrasts,

SDHS SPONSOR ↓

agri service inc building healthy soils

compost mulch soil

recycled from local greens

800 262 4167

El Corazon Compost Facility
 3210 Oceanside Blvd.
 Oceanside, CA 92056
 760 439 9920
 www.agriserviceinc.com



SDHS SPONSOR ↓

A New On-line Gardening Community Just For You!

www.theMulch.com is Southern California's newest and most innovative on-line gardening community.

theMulch

Plant. Grow. Share.

- Connect with other gardeners who have similar interests.
- Access the most complete Gardening event calendar in Southern California.
- Get practical recommendations from local garden experts.
- Ask members and experts questions and get useful answers.

Visit theMulch.com today & join. It's free, easy & it's all about having fun!



especially in the blue-gray range, such as succulent pachyphyllums or grey echeverias, or texture contrasts such as soft grasses like *Muhlenbergia* or *Festuca glauca* planted underneath to set it off. If the background view is distracting and needs to be screened, I look for a medium to dark green, fine-textured leaf such as rosemary or *Salvia greggii*.

Marilyn Guidroz had several ideas: "The special plant combination that I used recently in a front entry included the boldly dramatic *Agave americana* 'Variegata' with yellow stripes, combined with dainty orange flowering *Bulbine frutescens* 'Hallmark', salmon-orange colored *Euphorbia tirucalli* 'Sticks on Fire', and blue-violet flowering *Salvia* 'Indigo Spires' as a back drop. The use of complimentary colors and textural contrast created a stunning combination and dressed the entry in an artistic way. They are all low water use plants that take very little care. The plant combination that I admired in a public median in Escondido was the Magnolia tree, Yellow Lantana and Bronze Flax. The rusty colors of the underside of the Magnolia leaves were repeated in the Flax leaves which both blended nicely with the gold colored flowers of the ground cover. I am not sure that I would use it in my own garden, but I do drive out of my way just to enjoy that planting palette when I can."

Carey Pratt said, "All of the cultivars of *Pittosporum tenuifolium* have different heights, textures, and colors, and look terrific planted together. I have 'Silver Sheen', 'Silver Nugget', 'Silver Magic', 'Marjorie Channon', 'Gold Star', 'Garnet', 'Tom Thumb', 'County Park Dwarf', 'Irene Paterson', and 'Golf Ball' all planted in my street entry garden near each other, with a background of *Cupressus arizonica* 'Blue Ice', *Podocarpus elongatus* 'Monnal' (Icee Blue Yellowwood) and *Lophomyrtus ralphii* 'Sundae' and some dwarf conifers in front. They look fabulous together, and they don't look drought tolerant, but they are, and tough as nails and pest free as well. Drive by 621 San Elijo St. in Point Loma and see for yourself!"

Cindy Sparks loves soft blue-gray: "I don't recall when I first saw blue-gray grasses and grass-like plants with hits of purple or plum for accent, but it really called to me, so I'm trying to repeat that in my own garden. The original also had some bits of burgundy red, which made the warm contrasts even richer. Right now I'm using lots of *Senecio mandraliscae* (blue chalk fingers) and various blue fescues, mixed with black mondo grass and the new Festival Grass (a *Cordylina* x 'Jurred' which Monrovia swears will not form an ugly neck) and which is in tones of dark red, burgundy, and hints of orange-red. I saw that plant first at the "Western White House," the large, gracious home now owned by the man who owns Roger's Gardens in Newport Beach. As an added benefit, all those plants are drought tolerant once established."

Gerald D. Stewart suggested *Artemisia* 'Powis Castle' and *Pelargonium peltatum* 'King of Balcon' as a stunning duo. He writes: "Many years ago driving the back way to downtown Vista past Don & Dorothy Walker's home, a Southwest style house with a desert-y feel to the landscape had a Powis Castle wormwood. As a total geraniumiac I noticed it was blooming pink, and the pink was from the ivy-leaved pelargonium 'King of Balcon'. Last year I duplicated this on my "Silver Strand." From 4" pots planted with root-balls touching they are now over 10' across, and as is typical of Powis Castle, there are bare areas in the center—filling nicely, thank-you-very-much, with King of Balcon. Now established, both plants have survived without direct irrigation all of this calendar year (there is a Lemon Swirl® Australian Brush Cherry several feet up the slope from them that is irrigated, however). The ever-changing salmon-pink to near-white florets over the silver foliage is one of the beauty marks on this plot of land known as New Leaf."

Katrin Utt's favorites were blooming for her in December: "My favorite combinations are growing on our clay soil slope without much water- Bright yellow *Tagetes Lemmonii*, all kinds of blue-flowering Sages mingle with Cotoneaster full of brilliant red berries. Hummingbirds, birds and bees enjoy them too."

Pat Welsh had several striking combos: "I simply love to put bright yellow Copper Canyon daisy (*Tagetes lemmonii*) next to purple and gray Mexican sage (*Salvia leucantha*). They bloom at the same time, spring and fall, most spectacularly in fall. Cut back *T. lemmonii* hard after bloom. It is a shrub. Cut back the salvia down to 8-inch tall basal foliage in March, removing all old growth then. It is a true perennial, not a shrub. These plants are both large look great together on a bank where they can be seen and enjoyed from a road. Another excellent plant to combine with *Tagetes lemmonii* is fringe flower (*Hypoestes aristata*), which is a pinkish purple and will cover itself in bloom in part shade in November. *Hypoestes* is also a true but large perennial; cut it back leaving basal foliage in February and like the Mexican sage you get a whole new plant. If grows too tall, take off a foot or two in June. It can thus be used as a background plant, with the *Tagetes* in front in full sun. I have found this to be an utterly stunning combination since they both bloom in November, lighting up the garden at a time of year when we sometimes lack a big splash of color.

I guess it is no surprise to anyone I like colorful plants and putting them into combinations that "sing." One of my special combinations is purple Chinese wisteria (*Wisteria sinensis* 'Cooke's Special') and orange clivia (*Clivia miniata*). For many years I have grown large drifts of clivias in the shade of a long pergola and a patio overhang both overgrown with wisteria. The two plants bloom at the same time, orange and light purple, truly a heart-lifting combination. Pink or orange are great with gray or lavender. For example, in winter I love to put a drift of peach colored cyclamen with any gray leaved plant in the background, and California poppy looks incredible when seen against a backdrop of Spanish lavender (*Lavendula stoechias* 'Otto Quast')."

The question for next month is:

What are the ripening times for your home-grown fruit, and what are you doing to get fruit all season long? (Thanks to Tynan Wyatt for suggesting this question.)

Send your reply by January 5 to info@sdhortsoc.org.

Give the Gift of Membership!

One size fits all



Great for any occasion/holiday




Perfect for all your gardening friends



Includes nursery discounts

SDHS SPONSOR ↓

12755 Danielson Court
Poway, CA 92064
(858) 513-4900
FAX (858) 513-4790
Open 9-5, 7 days a week



**WALTER
ANDERSEN
NURSERY**

3642 Enterprise Street
San Diego, CA 92110
(619) 224-8271
FAX (619) 224-9067
Open 8-5, 7 days a week

Free Garden Classes at both locations on Saturday mornings
www.walterandersen.com

SDHS SPONSOR ↓


MARIPOSA LANDSCAPE & TREE SERVICE INC

- WaterWise Landscape Renovations
- Expert Tree Pruning & Removals
- Irrigation System Retrofits & Repairs

(858) 756 2769

Serving North County Coastal Area Since 1977
Owner Supervised Bilingual Crews
C-27 Lic #658986

SDHS SPONSOR ↓



Courtyard Pottery

142 S. Cedros Ave
(across from the Belly Up)
Solana Beach, CA 92075
ph **858.481.POTS (7687)**


10% DISCOUNT FOR SDHS MEMBERS

SDHS SPONSOR ↓

"It's the bible of local gardening."

**Pat Welsh's
SOUTHERN CALIFORNIA
ORGANIC GARDENING:
Month-By-Month**

COMPLETELY REVISED AND UPDATED
Available at select nurseries
and bookstores everywhere
Published by Chronicle Books
www.PatWelsh.com



December Plant Forum

By Susi Torre-Bueno

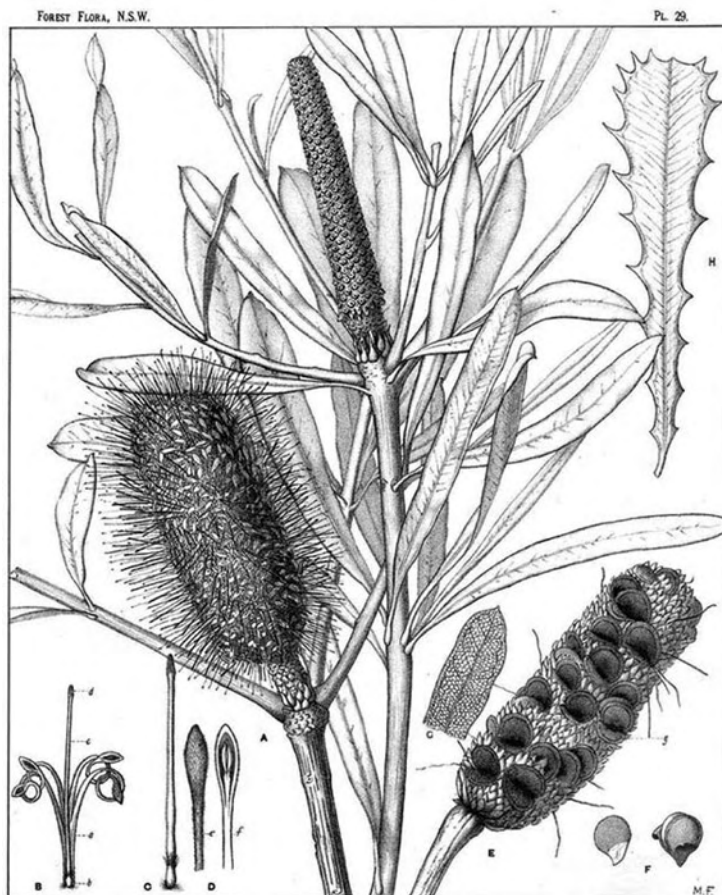
NOTE: Starting with the January 2011 meeting we'll have a Plant Display instead of a Plant Forum – see details on page 3. Members are encouraged to bring in plants or cuttings to display.

What is the Plant Forum?

Each month members bring in plants, cuttings or flowers and one of our horticulturists talks about them. What a great way to learn how these plants perform. All plants are welcome – EVERYONE is invited to participate. We encourage you to write descriptions similar to those below, and put them with the plant on the Plant Forum tables.

Banksia integrifolia COASTAL BANKSIA (Proteaceae) Australia

This fast growing large shrub (from coastal southeastern Australia) grows on sand dunes and is extremely tolerant of strong winds, drought and salt spray. It can be grown in either alkaline or clay soils, as long as the drainage is good. The specimen displayed grew over 10' tall in less than 10 years from a 1-gallon plant. This adaptable species forms a multi-branching 10-30' tall shrub. The green foliage has a silver bottom side and is a lovely foil for the cylindrical 4"-6" pale yellow flowers which appear from late summer through winter. The flowers last a long time in arrangements and may be used either fresh or dried. As a bonus, hummers love the abundant nectar of this easy to grow plant. (Tom Biggart, El Cajon, 12/10) – S.T.B.



WHITE HONEYSUCKLE.
(*Banksia integrifolia*, Linn. f.)

Banksia integrifolia

Oxalis fabaefolia PEA-LEAVED OXALIS, BEAN-LEAFED SHAMROCK (Oxalidaceae) So. Africa

According to the website of the Pacific Bulb Society (www.PacificBulbSociety.org), "*Oxalis fabaefolia* is a species with a number of synonyms, *Oxalis asinina* Jacq., *Oxalis crispa* Jacq. and *Oxalis fabaefolia* Jacq. var. *crispa* (Jacq.) Sond. ... Plants sometimes called *Oxalis namaquana* are really *Oxalis fabaefolia*. The leaflets of *O. fabaefolia* can be rather broad and have "wings", whereas the leaflets of *O. namaquana* tend to be narrow." Other sources state that the leaves are long and narrow, so there is clearly some disagreement. Whatever you call this plant, it has fascinating yellow funnel-shaped flowers that close up at night. (Walt Meier, Carlsbad, 12/10) – S.T.B.

Tecomaria capensis CAPE HONEYSUCKLE (Bignoniaceae) So. Africa, Mozambique

This robust, drought-tolerant, fast-growing evergreen plant can grow to 8' tall as a shrub or up to 30' when grown as a vine. The shiny dark green leaves have a ferny appearance because they are divided into small leaflets. Bright orange-red tubular flowers are borne in clusters from summer to winter and very attractive to hummingbirds. Site and grow with care – one website (davesgarden.com) notes that "Handling plant may cause skin irritation or allergic reaction," and comments on the site indicate that it can be invasive. (Walt Meier, Carlsbad, 12/10) – S.T.B.

THANK YOU
to these generous donors
Anderson's LaCosta Nursery
(see calendar insert)
San Diego Botanic Garden
(see page 8)
For donating plants
and to Kimberly Alexander
for 2 calendars
and to Laird Plumleigh
(www.lairdplumleigh.com)
for a ceramic art tile
for our December
Opportunity Drawing

In addition to the plants described above, those below were also displayed.

What's that in front of the plant name? Plants marked 3 are fully described in the *Plant Forum Compilation* (see www.SDHortSoc.org for details on how to order this valuable reference tool).

Can you spot the phony plant this month? The phony plant in the November newsletter was *Tibouchina miniflora* LITTLE PRINCESS FLOWER.

× *Brassolaeliocattleya* BLC Crowfield (Jim Wright, San Diego, 12/10)

3 *Ampelopsis brevipedunculata* BLUEBERRY CLIMBER, PORCELAIN BERRY, PORCELAIN VINE (Sue Fouquette, El Cajon, 12/10)

Brassica oleracea italica BROCCOLI (Walt Meier, Carlsbad, 12/10)

Brugmansia 'The Stinker' ANGEL'S TRUMPET (Walt Meier, Carlsbad, 12/10)

Calliandra sp. or cv. (Walt Meier, Carlsbad, 12/10)

Campanula sp. or cv. (Walt Meier, Carlsbad, 12/10)

Citrus cv. (Walt Meier, Carlsbad, 12/10)

Cymbidium cv. (Walt Meier, Carlsbad, 12/10)

Cynara cardunculus ARTICHOKE (Walt Meier, Carlsbad, 12/10)

3 *Dahlia imperialis* TREE DAHLIA (Walt Meier, Carlsbad, 12/10)

Euphorbia 'Blue Haze' (Jim Bishop, San Diego, 12/10)

Euphorbia sp. or cv. (Walt Meier, Carlsbad, 12/10)

Hakea sp. or cv. (Tom Biggart, El Cajon, 12/10)

3 *Heteromeles arbutifolia* TOYON, CALIFORNIA HOLLY (Walt Meier, Carlsbad, 12/10)

3 *Leptospermum scoparium* (Walt Meier, Carlsbad, 12/10)

Ligularia cvs. (Walt Meier, Carlsbad, 12/10)

Ligustrum sp. or cv. PRIVET (Walt Meier, Carlsbad, 12/10)

Malus cv. APPLE (Walt Meier, Carlsbad, 12/10)

Pittosporum sp. or cv. (Walt Meier, Carlsbad, 12/10)

3 *Rossioglossum grande*, syn. *Odontoglossum grande* TIGER ORCHID (Jim Wright, San Diego, 12/10)

3 *Rossioglossum petite*, syn. *Odontoglossum petite* KITTEN ORCHID (Plant Lover, San Diego, 12/10)

Quercus agrifolia COAST LIVE OAK (Walt Meier, Carlsbad, 12/10)

HOW TO READ THE PLANT FORUM ENTRIES

[1] ***Pastryrus dulcis*** [2] 'Cheerio' [3] DONUT PLANT ([4] Pastryaceae) [5] 7-Eleven to Vons [6] This fast-growing annual produces copious quantities of distinctive edible fruit that is circular in shape with a central hole. The fruit resembles a donut, from which the common name derives. Provide ample moisture. ([7] Betty Crocker, San Diego, 5/96) — [8] K.M.

[1] Latin name (*Pastryrus dulcis*); **bold** names indicate plants with full descriptions.

[2] Cultivar ['Cheerio']

[3] Common Name [DONUT PLANT]

[4] Family [Pastryaceae]

[5] Distribution [7-Eleven to Vons]

[6] Description, comments, cultural directions [This fast-growing...]

[7] Name and city of member, date plant displayed [Betty Crocker, San Diego, 5/96]

[8] Initials of person who wrote description [K.M.]

SDHS SPONSOR ↓



Solana Succulents

• Rare & Exotics • Container Gardens

Jeff Moore

355 N. Highway 101
Solana Beach, CA 92075

(858) 259-4568

www.solanasucculents.com

10% Discount for SDHS Members with this ad

SDHS SPONSOR ↓

You're Invited:

For the Best in Bamboo, Palms, Cycads & now featuring Aloe, Agave, and other succulents.

Visit our 4 Acre Display Garden and see the newest and most unusual flora from around the world, including our special Australian, New Zealand and South African collections.

10% discount for SDHS members

2498 Majella Rd, Vista

760-758-6181

www.BotanicalPartners.com



Home of
Bamboo
Headquarters

SDHS SPONSOR ↓

Sunshine Gardens

It's time to plant ... Come on Down!
We have just about everything the gardener in you is looking for:

- Bedding Plants → Shrubs
- Citrus → Houseplants
- Vegetables → Fertilizers
- Soils → Seed
- Trees → Pottery

When you're here also visit
Elizabethan Desserts & Twigs by Teri

SUNSHINE GARDENS ENCINITAS
155 Quail Gardens Drive
Encinitas
(760) 436-3244

www.sunshinegardensinc.com

Open 7 Days Monday-Saturday 7:00-5:00, Sunday 9:00-4:00

SDHS SPONSOR ↓

cedros gardens
SOLANA BEACH

- ❖ Edibles ❖ Succulents
- ❖ Fruit Trees
- ❖ Drought Tolerant Plants

Pesticide-free since 1993

330 South Cedros Avenue
Solana Beach, CA 92075
(858) 792-8640

10% discount for SDHS members www.CedrosGardens.com

SAVE THE DATE: SUSTAINABLE URBAN LANDSCAPE CONFERENCE



On March 10 the Third Annual Sustainable Urban Landscape Conference will be held at Cuyamaca College in El Cajon. This important event is sponsored by the Cuyamaca College Ornamental Horticulture Department. It will feature distinguished industry professionals speaking on a variety of topics that will engage and inform anyone interested in current trends and the future direction of sustainable landscapes. More information regarding the agenda, registration, and sponsorship opportunities is available at www.Cuyamaca.edu/OHweb or by calling (619) 660-4023.

SDHS SPONSOR ↓



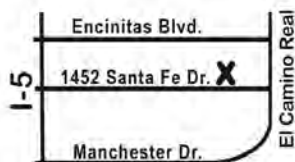
Nursery, Maintenance & Design

Unusual plants, pottery and gifts

10% discount for SDHS members

Barrels & Branches

Open daily 8am to 5pm
1452 Santa Fe Drive, Encinitas
(760) 753-2852
www.barrelsandbranches.com



NOW Available!




Learn the San Diego Floral Association history by reading articles written by the founding members and authors who came after them. **256 pages.** See pictures of members, flower shows, early magazine covers and other activities.

Enjoy the long history of our magazine.
Available at SDFA office.

\$30. including tax

GREAT GIFT IDEA!



1650 El Prado #105,
San Diego, CA
92101-1684

Hospital Rooftop Garden Intended to Relieve Stress and Aid Healing

Patients at Sharp Memorial Hospital can now enjoy a natural healing boost during recovery, thanks to the addition of a green roof visible from the hospital's patient rooms. The project, which is located atop the emergency department entrance, was completed in November. The green



roof was designed by award-winning landscape architect Glen Schmidt of Schmidt Design Group, Inc., San Diego. Schmidt has experience designing healing and health-oriented landscape projects including several therapeutic gardens at Sharp Mesa Vista Hospital. The roof was constructed by GreenScaped Buildings of San Diego, under the direction of San Diego's foremost expert on green roofs and living walls, SDHS member Jim Mumford (see ad on page 20). The Sharp project is the first completed green roof on a hospital in San Diego County.

The design features linear rows of plants in a framework that depicts a music staff. Large potted plants are strategically placed to represent musical notes. The pattern represents the opening notes to the familiar melody of "Ode to Joy" from Beethoven's 9th Symphony. As viewed by patients on floors above the roof, the green roof's design is easily discernable when patients look down on the roof. According to Schmidt, "We wanted the patients to see more than greenery when they looked out their window; our design provides a sense of discovery."

The rooftop garden is approximately 180 long and 40' wide. A 70-ton crane transported 15 dump trucks (or 650 wheelbarrow loads) full of soil onto the roof, and lifted plants into position over the course of eight weeks. The majority of the 20,000 plants in the roof are pre-grown sedum varieties grown in "tiles." These drought-tolerant groundcovers are irrigated with drip irrigation.

The environmental benefits of green roofs are well known. Green roofs can prevent water pollution by reducing the amount of stormwater entering sewer systems, slowing it down and filtering it; lower energy use and energy costs; lowering air temperatures to combat the urban heat island effect; clean and oxygenate the air; add biodiversity, mitigate noise; suppress fire, and extend the lifespan of the roof.

In a health care setting, green roofs provide even more benefits. According to the American Horticultural Therapy Association, the benefits of therapeutic garden environments have been known since ancient times. In the 19th century, Dr. Benjamin Rush, the "Father of American Psychiatry," asserted that garden settings hold curative effects for people with mental illness. Multiple studies show viewing plants and nature significantly reduces stress, aids in faster recovery, reduces the use of pain medication and even shortens hospital stays.

"The Sharp project just happens to be my lucky 13th green roof project," said Mumford. "It's the most exciting project I've worked on and by far the most meaningful. It's amazing to stop and think that our roof project may offer patients at Sharp Memorial Hospital a sense of peace and tranquility. I'm proud to be a part of the team bringing Schmidt Design Group's design alive and making this project a reality."

For additional information, visit www.greenscapedbuildings.com and <http://www.schmidtsgroup.com/>

December Meeting Report



There are some speakers we could listen to for hours, enjoying their fascinating presentations, and our dynamic December speaker, Dr. James Nieh, was definitely in that category. It's challenging to be a honey bee these days, what with a plethora of natural and man-made dangers in their environment such as pesticides, diseases, parasites, and problematic management practices on a grand scale. There are thousands of bees species (many are stingless!), including 4,000 species in the U.S., but only 12 species worldwide are honey bees, the focus of the research in Nieh's lab at UCSD. Honey bees, which are not native to the U.S. but were brought here starting with the early settlers, live to collect pollen for protein and also nectar, which they bring back to their hives. Before the advent of commercially-grown sugar, honey was the only sweetener available, and you can see images of bees on ancient Egyptian pyramids. Honey bees pollinate about \$1.5 billion worth of crops in California alone, so it's easy to see why their health is important to the food industry – and to everyone who eats, too.

A typical honey bee hive has over 10,000 bees – including workers, drones and nurse bees, but only one queen. The queen lays up to 2,000 eggs per day, and she can decide whether or not these become males (if they are unfertilized) or females. Bee physiology is astonishingly complex, and bees can change jobs as they age, going from nurse bees to builders and then to foragers. They can also reverse this process by changing their genes and their physiology. While the queen lives up to six years, a typical worker bee lives only two months.

Honey bees engage in an activity known as the waggle dance, which tells other bees in what direction a particular bee's nectar was collected. If the waggle dance is about a food source located over 100 meters from the hive it communicates the distance and direction of the food. For nectar found less than 50 meters from the hive, this dance communicates mostly that the food is nearby. Nieh showed a short film of the waggle dance being performed, and it was obvious that the duration of the dance helped communicate the distance of the food source while the direction the bee faced gave clues about in what direction other bees should fly to find the food.

Natural bee predators include bee eater birds, ambush bugs, flower spiders and praying mantids, but most of these fail to get most of the bees they try to eat, leaving the escapees free to return and warn their colony. Also, strong bee colonies can rob nectar from weaker colonies. The bees have a highly evolved dance that is a stop signal. It tells the waggle dancers to leave their food source and also causes them to stop doing the waggle dance, so other bees don't continue to go to that food source. In experiments Nieh found that bees that have been attacked produce 43 times as many stop signals, and bees that were pinched produced 88 times as many stop signals.

Colony collapse disorder is the term for the mysterious steep decline in the number of bee colonies. Since 1945 there has been a steady decline in bee colony numbers, and the reasons for this are unclear and probably not limited to one problem. Some people thought that cell phone towers affected bee navigation, but this has not been shown to be true. The varroa destructor mite kills as many as 25% of all bee colonies per year – and with a steady decline in colony numbers this mite is therefore an increasingly dangerous factor. Modern agricultural practices have vast quantities of hives moving around to different areas to pollinate various crops (one crop at a time) – and those bee hives

are often much closer together than they would naturally be, which might exacerbate the problem. It has been found that bees fed on pollen from a variety of sources are healthier and have larger colonies than bees feeding from one source, as they do when they are used to pollinate one particular crop.

Modern pesticides not only kill the bees directly, they can also affect bee learning and memory. A pesticide called imidacloprid affects the receptors responsible for cognitive functions – turning the bees into "picky eaters." The EPA is now revising the protocol for using imidacloprid. At a conference the day before his lecture to our group, Nieh learned that "in-hive medications may inhibit efflux transporters and endanger" honeybees – killing them with kindness, in effect. It might make the honey bees travel shorter distances to look for and collect food. In addition, some combinations of pesticides might be more deadly than the same chemicals used on their own.

Thanks so much, Dr. Nieh, for an eye-opening talk! We also appreciate the San Diego Beekeeping Society (see below) who had an information table at the meeting and brought in a demonstration hive for everyone to appreciate. See page 16 for the names of those who generously donated plants and other goodies for our Opportunity Drawing.

MORE ON THIS TOPIC...

- For useful downloadable brochures and other web resources, and to learn how to make your gardens more bee-friendly, please see the information provided on the Pollinator Partnership website: www.pollinator.org.
- The Xerces Society (www.xerces.org) provides excellent information about bees.
- For those interested in beekeeping in San Diego, I recommend the San Diego Beekeeping Society (www.sandiegobeekeepingsociety.com), which meets every third Monday of each month at 6 pm in Casa Del Prado, Room #104, Balboa Park.
- Dr. Nieh's lab research on bees can be accessed through the website www-biology.ucsd.edu/labs/nieh. They also have a website called the "Teaching Bee" (<http://biology.ucsd.edu/labs/nieh/TeachingBee/teachingbee.htm>).
- Dr. Nieh's lab has set up a research fund through UCSD (a certified non-profit). Tax deductible donations to the "Nieh Lab Honey Bee Research Fund" will fund a study of how the pesticide imidacloprid affects honey bees, allow us to measure the levels of this pesticide around San Diego in water runoff, and enable a Masters student to study how bees collecting water could be exposed to imidacloprid and other pesticides. For this research, a \$50 donation enables them to test four water samples for imidacloprid, a \$100 donation enables us to buy an imidacloprid test kit to test eight water samples, and a \$200 donation allows us to replace one of the honey bee colonies that has died this past year. The best way to make a donation is to write a check to "UC Regents" and write "for Nieh Lab Honey Bee Research Fund" in the notes section of the check. Checks should be mailed to James C. Nieh, UCSD, MC0116, 9500 Gilman Drive, La Jolla, CA 92093-0116. If you would prefer to make your donation online, please go to <http://www-er.ucsd.edu/givetoUCSD/> and enter "Nieh" in the search field. The "Honey Bee Research/BIO/Nieh (86185)" fund will come up, providing a link to a secure website. ☺

Classified Ads

FREE
TO MEMBERS;
call Susi at
(760) 295-7089
for details.

LIVING WALLS

Edibles, Succulents and Interiors

Your one source for design, installation and maintenance of green roofs, living walls and rain harvesting systems!

Call for a FREE estimate 858.430.0575

www.GreenScapedBuildings.com




SDHS members save
36% on subscriptions
to *Pacific Horticulture*

Only \$18/year brings you a
beautiful full-color magazine
all about West Coast gardening!

*Each fascinating issue has articles
on places to visit, unique gardens,
plant info, and lots more.*

To subscribe to this exceptional
publication send \$18 with your dues

Pacific Horticulture



THE PLANT MAN

Specializing in Rare & Unusual Succulents & Cacti, Tropicals, Tillandsias, Crested & Variegated Plants, Caudiciform Succulents and other Abnormalities of the Plant World. Unique Handbuilt Ceramics, Vintage Pottery, Great Rocks & Garden Art.

2615 Congress Street
Old Town - San Diego

Hours: Noon to 6 pm, Wednesday thru Sunday
(619) 297-0077

10% off for all S.D. Horticultural Society Members

Pearson's Gardens

SAN DIEGO'S TRADITIONAL HERB FARM



*Cultivating
Herbs,
Gourmet Vegetables,
Scented Geraniums,
Sages, Lavenders
for Your Gardens*

(760) 726-0717

1150 Beverly Dr., Vista, CA PearsonsGardens.com

25 Years Experience in So. California



Daniel F. E. Cannou
Consulting Horticulturist

Sunset Horticultural Services
(760) 726-3276

Professional solutions to problems
with plants, soil and irrigation

Landscape renovation
Complete landscape care

SDHS SPONSOR ↓



Weidners

The Garden Show Place

GARDEN COLOR!

Hours: January 7 through February

Fridays ~ Saturdays ~ Sundays open 9:00-4:30

Bareroot Fruit Trees

Citrus ~ Cyclamen ~ and more!

**East of I-5 between
Leucadia & La Costa exits**

(760) 436-2194

www.weidners.com

SDHS SPONSOR ↓

www.grangettos.com



Quality Products - Expert Advice Friendly Service

- Plant Food
- Amendments & Mulch
- Seed & Sod
- Veggie & Flower Packs(Seasonal)
- Garden Tools
- Irrigation Supplies
- Pest & Disease Control
- Rodent Control
- Bird Food & Feeders
- Frost Protection Products

◆ **Organic Products and Water Saving Devices!**

Helping Your Garden Grow

Since 1952

Farm & Garden Supply
Grangetto's

Escondido
1105 W. Mission Ave
760-745-4671

Fallbrook
530 E. Alvarado St.
760-728-6127

Valley Center
29219 Juba Road
760-749-1828

Encinitas
189 S. Rancho Santa Fe
760-944-5777

**Join our
Preferred Program
for FREE and SAVE!
Get the details at
Grangettos.com**

Let Us Help You Take Your Next Garden Project From Start to Finish!

San Diego Horticultural Society

P. O. Box 231869

Encinitas, CA 92023-1869

Nonprofit Organization
U S Postage
PAID
Encinitas, CA 92024
Permit No. 151

Change Service Requested




Spring 2011 Schedule of Courses Landscape and Nursery Technology Southwestern College

Classes begin January 12th

LNT 70* Pruning Fruit Trees & Vines (6 weeks; 1/13 – 2/26)1 unit (Lab: 1/15,1/22,1/29,2/5,2/12,2/26)	3 units	Del Hotal	Thursday and Saturday Thursday Lecture, 6:00 – 8:00 pm Saturday Lab, 3:30 – 5:30 pm
SES/LNT 101 Sustainable Energy Studies	3 units	Homyak/ Hernandez	Thursday, 6:15 – 9:15 pm
LNT 106-108* Plant Identification: Shrubs LNT 107 Foliage Shrubs I (1/13 – 2/17) LNT 108 Foliage Shrubs II (2/22 – 3/29) LNT 106 Flowering Shrubs (4/15 – 5/19)	1 unit ea.	Sinclair	Tuesday & Thursday, 4:30 – 6:00 pm
LNT 119 Plant Identification: Xeriphytic Plants (1/22,2/5,2/26,3/12,3/26,4/9,5/7)	3 units	Homyak	Various Saturdays, 8:00am – 3:00 pm
LNT 122 Landscape Design 2	4 units	Landis	Tuesday & Thursday, 6:15 – 10:00 pm
LNT 128* Sprinkler Design	3 units	Homyak	Wednesday, 5:00 – 10:00 pm
LNT 136* Plant Pest and Disease Control	3 units	Sinclair	Monday, 5:30 – 9:00 pm
LNT 138* Floral Design I	3 units	Del Sol	Monday, 5:00 – 10:00 pm \$50 supply fee
LNT 140* Floral Design II	3 units	Del Sol	Tuesday, 9:00 am – 2:00 pm \$75 supply fee
LNT 146* Plant Propagation (9 week course,: 3/16 – 5/18)	1.5 units	Staff	Wednesday & Saturday Wednesday Lecture, 6:00 – 8:00 pm Saturday Lab, 8:00 am – 2:00 pm
LNT 148* Horticultural Businesses practices	3 units	Homyak	Tuesday, 6:15 – 9:15 pm
LA 200* Introduction to Computer-Aided Landscape Design	3 units	Homyak	Monday, 5:00 - 10:00 pm

All classes with an asterisk* are offered as both college credit courses and as non-credit ROP classes. ROP classes may be taken tuition free. To enroll, visit the college website at www.swccd.edu. When enrolling online, be aware that two sections may be listed. The first section is for college credit and will result in a charge for tuition. The second section is the ROP tuition-free section. For information on the classes listed above, and to speak to a Landscape and Nursery Technology instructor, call (619) 421-6700 ext. 5371. Or visit our LNT website at www.lntswc.com.

A close-up photograph of a person's hand holding a small, young plant with several green leaves and a small amount of dark soil. The background is blurred, showing more soil and possibly other plants. The overall tone is warm and natural.

It's all about growing...

Come learn about
growing with us!

Ornamental Horticulture Department Orientation

Landscape Design ~ Nursery Technology ~ Floral Design
Golf & Sports Turf Management ~ Arboriculture
Irrigation Technology ~ Landscape Technology
Sustainable Urban Landscapes

Wednesday, January 19, 2011

Cuyamaca College ~ Room M-111

900 Rancho San Diego Parkway ~ El Cajon, CA 92019

This free presentation is open to everyone, including new and continuing students. Meet the professors, find out about classes, careers, job opportunities, and the Ornamental Horticulture Program at Cuyamaca College.

For more information, please call John Thomas at 619-660-4262

SUSTAINABLE URBAN LANDSCAPE CONFERENCE



Sustainable Practices in Action

Thursday, March 10, 2011, one day only at
The Performing Arts Theatre at Cuyamaca College
900 Rancho San Diego Pkwy, El Cajon, CA 92019

Featured Presenter :

Bob Perry, FASLA

PROFESSOR EMERITUS & AUTHOR

Measuring the Sustainability of Plants and Landscapes

Landscape architect and Professor Emeritus from California State Polytechnic University at Pomona, California. Bob Perry is a recognized expert in areas of native plant and water-conserving garden design and has written three books on landscape plants. His most recent publication is *Landscape Plants for California Gardens*.



What's Happening? for January 2011

The SDHS is happy to publicize items of horticultural interest. See other side for resources & ongoing events.

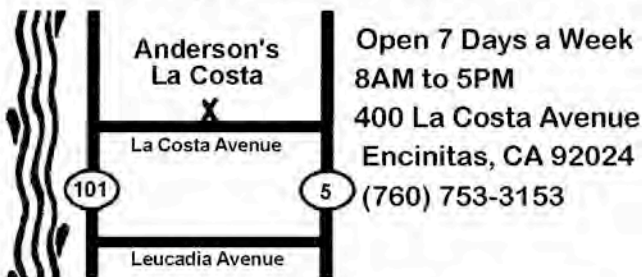
Send calendar listings by the 10th of the month before the event to Neal King at calendar@sdhortsoc.org.

▼ SDHS Sponsor

Anderson's La Costa Nursery & Garden Design Center

- ♦ Full Service Nursery & Garden Design Center
- ♦ Over 200 Running Fountains
- ♦ Trees, Shrubs, Vines, Succulents
- ♦ Huge Greenhouse For Indoor Plants
- ♦ Large Selection of Pottery & Statuary
- ♦ Benches & Trellises
- ♦ Professionals to Answer Your Questions
- ♦ Exquisite New Gift Shop

.....Expect the Unusual



www.AndersonsLacostaNursery.com

January 2011 – Welcome to the New Year:

New at the Nursery:

- ❖ Lots of bedding color (annuals & perennials) to keep your color bowl(s) and seasonal beds spruced up and bright – Snapdragons, Pansies and Iceland Poppies are particularly long lasting.
- ❖ Plenty of planted Paperwhites coming up for their January bloom.
- ❖ Lots of Azaleas are in budded or blooming right now & of course the Sasanqua Camellias are blooming (or very nearly) – the Japonicas have set buds.
- ❖ The greenhouse has been just cleared of Poinsettias (for another year) but Marsha remains a huge believer in indoor decorating for the New Year. Many Orchids, Cymbidiums, Gloxinia, African Violet, Ficus (shrub, trees, braided, rubber, Fiddle-Leaf – we have them all). Blooming (yes – blooming) Hibiscus, Azaleas, Zebra Plant and more – brighten up the indoors this month.
- ❖ Mentioning Cymbidiums, this is a great time to buy now while they are in bloom. Feed any that have not bloomed yet with a high bloom formula fertilizer. Once the blooms open stop feeding.
- ❖ Many succulents, including cactus bloom in winter and spring. Now is a good time to find some new specimens.
- ❖ Lots of plants bloom in winter and early spring – many of the Australian Natives. Two particularly nice ones are *Correa pulchella* (Pink Australian Fuchsia) and *Correa 'Wyn's Wonder'* (Variegated Australian Fuchsia). Both are drought tolerant.



We're on Facebook! "Like" us for info and news as it happens. You'll find us under Andersons La Costa Nursery.

Continued on other side

The Water Conservation Garden (see other side for address)

Visit www.thegarden.org for classes & events in January

Saturdays, 10:30am, Garden Tour: Docent led tour of the Water Conservation Garden. Meet at the main gate at the Garden entrance. No reservations required.

San Diego Botanic Garden (see other side for address)

January 22, 10-noon, Harvesting Rainwater: Simple earthworks to store rainwater for trees and larger shrubs, and how to include graywater in your irrigation plan. Members \$25, non-members \$30; register by Jan. 19.

January 22, 10-noon, Composting Workshop: Free register at www.solanacenter.org or by calling (760) 436-7986

January 29, 10-noon, What's Wrong with My Plant?: This class enables you to recognize what's plaguing your plant and then implement an appropriate cure without resorting to toxic chemicals. Members \$10, non-members \$12. Pre-registration required by January 26.

Walter Andersen Nursery FREE Saturday Classes:

9:00am Point Loma Nursery:	9:30am Poway Nursery:
Jan. 8 Bareroot Tree Pruning	Fruit Tree Pruning
Jan. 15 Choosing Bareroot Trees	Rose Pruning
Jan. 22 Pruning & Planting Roses	Fruit Tree Pruning
Jan. 29 Camellia & Azalea Care	Spring Bulbs

Details at www.walterandersen.com; addresses in ad on page 15

Evergreen Nursery Seminars (see page 2)

13650 Carmel Valley Road, San Diego/Carmel Valley
3231 Oceanside Blvd, Oceanside
12460 Highland Valley Rd, Escondido

Details at www.evergreennursery.com/seminar-schedule-2011

Cedros Gardens Saturday 10am classes:

Details at www.cedrosgardens.com; address in ad on page 17.

January 2, 2pm, East County Rose Society: Rose pruning demonstration. Free. El Cajon Gazebo Garden, Corner of Magnolia & Park, El Cajon. See eastcountyrosesociety.com.

January 4, 6:30pm, San Diego Orchid Society: Preparing your orchids for show. Free Balboa Park, Casa Del Prado Botanical Library, Room 104. See sdgeranium.org.

January 7, 10am, Vista Garden Club: Herb of the year. 1400 Vale Terrace in Vista. See vistagardenclub.org.

Fullerton Arboretum (See fullertonarboretum.org)

January 8, 10:00 – 11:30am, Home Composting Class: Learn how to introduce and maintain worms in your home composting system! FREE to residents of Fullerton, Brea, Santa Ana, Orange, and Buena Park with proof of residency. other cities: \$5/members \$7/nonmembers. Preregister to guarantee a seat. Call by Jan 5 (657) 278-3407.

January 22, 10:00 – 11:30am, Rose Garden Basics: come learn how to get the most out of your rose garden. Free. Fullerton Arboretum, 1900 Associated Rd., Fullerton. \$12/members \$15/nonmembers. Preregistration recommended. Call by Jan. 19 (657) 278-3407.

January 8, 9:30am-noon, San Diego Rose Society: Hands-On Rose Pruning Demonstration. Inez Grant Parker Rose Garden (on the east side of Park Boulevard). See sdrosesociety.org or contact Gary Bulman (gossbulman@cox.net) (760) 739-8342.

January 9, 1:30pm, American Begonia Society: Begonias and companion plants. Olivenhain Meeting Hall at 423 Rancho Santa Fe Road Encinitas. For info call (760) 753-3977.

January 10, 6:00pm – SDHS Meeting FUNctional Garden Art See page 1

January 11, 10am, Dos Valles Garden Club: Growing Beautiful Roses in Valley Center. 31020 Cole Grade Road, Valley Center. See dosvallesgardenclub.org.

January 12, 9am, Poway Valley Garden Club: Endangered plant species thriving at the Park. Lake Poway Pavilion, 14644 Lake Poway Rd, Poway, For info see powayvalleygardenclub.org or call (858) 672-0459.

January 12, 10am, Point Loma Garden Club: Protea and More. Drought tolerant Australian plants. Portuguese Hall, 2818 Avenida de Portugal, SD. Free, See www.plgc.org, contact tonimunsell@cox.net or (619) 223-2051.

January 12, noon, Ramona Garden Club: Odd, uncommon and heirloom tomatoes. 524 Main Street, Ramona. See RamonaGardenClub.com or call (760) 789-8774.

January 16, 1-3pm, UC Riverside Botanic Garden: Rose Pruning Demonstration. \$2 Suggested Donation. 900 University Ave Riverside. Contact (951) 784-6962 or ucrbg@ucr.edu

January 18, 7pm, California Native Plant Society: Helix Water District's El Monte Valley Project. Balboa Park, Casa del Prado Botanical Library Rm. 104. Info cnpsd.org or (619) 282-8687

January 8, 10:30am, Sunshine Gardens Talk: Roses. Free. 662 Encinitas Blvd, Encinitas. See sunshinegardensinc.com.

January 20, 1pm, Bernardo Gardeners Garden Club: How to make bonsai using succulents. RB Swim & Tennis Club, 16955 Bernardo Oaks Dr., Bernardogardeners.org or (858) 672-2454.

January 20, 7:30pm, San Diego Fern Society: Free seminar on Staghorn Ferns. SEE PAGE 4. Balboa Park, Casa Del Prado Botanical Library Room 101.

January 25, 2pm Lake Hodges Native Plant Club: Restoration of California Grasslands. 17110 Bernardo Center Drive, San Diego. See lhnc.org.

January 26, 6pm, Mission Hills Garden Club: Debra Lee Baldwin's Container Succulent Gardens, their Creation and Design. First Church of Christ, 4070 Jackdaw, San Diego. For info See missionhillsgardenclub.org or call (619) 260-1588.

March 10, Third Sustainable Urban Landscape Conference: See PAGE 18 and cuyamaca.edu/ohweb.

SDHS Garden Tour Take a Botanical Odyssey March 26 – 9am to 4pm See page 7 and order tickets ASAP!

Resources & Ongoing Events

SAN DIEGO BOTANIC GARDEN (formerly QUAIL BOTANICAL GARDENS): Open daily 9-5 (closed Thanksgiving, Christmas, New Year's Day); 230 Quail Gardens Dr., Encinitas. Fee: \$12/adults, \$8/seniors, \$6/kids; parking \$2. Free to members and on the first Tuesday of every month. (760) 436-3036; www.SDBGarden.org.

WATER CONSERVATION GARDEN: Open 9-4 daily, free. Docent-led tours every Saturday at 10:00am. 12122 Cuyamaca College Drive West, El Cajon, (619) 660-0614 or www.thegarden.org

MISSION TRAILS REGIONAL PARK: Guided hikes Wed., Sat. & Sun. Visitor Center open 9-5, off Mission Gorge Rd., San Carlos, (858) 668-3275.

MASTER GARDENER HOTLINE: Gardening questions answered by trained volunteers Mon.-Fri., 9-3, (858) 694-2860, www.mastergardenerssandiego.org

SAN ELIJO LAGOON CONSERVANCY: Free 90-minute public nature walk 2nd Saturday of each month start at 9:00 am. Call (760) 436-3944 for details.

DESERT WILDFLOWER HOTLINE: Anza-Borrego Desert State Park: (760) 767-4684. For information, events, road conditions, etc. call (760) 767-5311 or visit <http://desertusa.com/wildflo/wildupdates.html>.

WILDFLOWER HOTLINE: March to May call the Theodore Payne Foundation hotline: (818) 768-3533 for info. on blooms in So. California and elsewhere; visit <http://theodorepayne.org>

BALBOA PARK:

Offshoot Tours: Free 1-hr walking tour in Balboa Park every Sat., 10am. Meet at Visitors Center; canceled if rain or less than 4 people. (619) 235-1122.

Botanical Building is one of the world's largest lath structures, with 1200+ plants and lavish seasonal displays. Open Friday–Wednesday, 10am to 4pm.

Botanical Library Room 105, Casa del Prado, Mon.-Fri. and first Sat., 10am-3pm, (619) 232-5762.

Japanese Friendship Garden: Tues. to Sun., 10-4. Fees: free 3rd Tuesday; \$5/family; \$2/adult, \$1/seniors/students; (619) 232-2721, www.niwa.org

Canyoneer Walks: Free guided nature walks Saturday & Sunday. (619) 232-3821 X203 or www.sdnhm.org

Balboa Park Ranger Tours: Free guided tours of architecture/horticulture, Tuesdays & Sundays, 1pm, from Visitors Center, (619) 235-1122.

S.D. Natural History Museum: Exhibits, classes, lectures, etc. (619) 232-3821; www.sdnhm.org

S.D. Zoo: Garden day 3rd Friday of every month from 10am. Pick up schedule at entry. Info: (619) 231-1515, ext 4306; www.sandiegozoo.org

Garden TV and Radio Shows

GardenLife Radio Show (national). Saturday from 8-9am and Sunday from 8-10am. KCEO 1000AM radio, hosts Bruce and Sharon Asakawa, John Bagnasco. Call-in questions: 866-606-TALK. If your local station does not carry GardenLife, hear it streaming live on lifestyletalkradio.com. GardenLife shows are also archived at lifestyletalkradio.com

Garden Compass Radio Show (local). Saturday from 9-10am. XEPE 1700AM radio, hosts Bruce and Sharon Asakawa, John Bagnasco. Call-in questions: (619) 570-1360 or (800) 660-4769.

What to Do – January, 2011:

Ahhh – January – that month when avid gardeners here in Southern California adjust their calendars since as we all know Spring come on January 2nd (regardless of what the calendar thinks). So it's time to put 2010 behind us and get out in the garden.

New Plantings: Azaleas & Camellias - plant azaleas and camellias this month. Camellias and azaleas are best planted while in bloom not only because you can see what colors you are adding to your garden but also because you can take advantage of the post-bloom growth spurt.

Citrus Trees. If you live near the coast start fertilizing your citrus late this month. If you live inland wait until March (to avoid frost damage). Mature citrus trees need about one pound of "actual" nitrogen per year. Split the fertilizer into equal portions and apply once a month (or every other month) until June. Citrus are doing very little, if any, growing this month. A few late bearing tangerines (also called mandarins) may be ready for harvest now.

January is the most likely month for **frost damage** in some of our gardens although December, February and even March may produce frost days as well. Frost protection strategies include:

- Moving potted plants to protected areas
- Covering tender plants with old sheets or special "frost cloths".
- Stringing plants with miniature outdoor Christmas lights, which radiate heat.

- Wetting the foliage. Once the temperatures get to freezing, the water will freeze on the surface of the foliage and insulate the leaf.

- If frost does occur, do not prune it off right away. Leave the damaged foliage in place. When new growth begins in spring, trim the plant back to just above where new growth is beginning.

Deciduous Trees (fruit and ornamental) - dormant-spray deciduous trees. Dormant sprays such as horticultural oils are applied after a deciduous plant has gone dormant and dropped its leaves. Dormant sprays are used to control over-wintering mites and insects such as scale. Lime-sulfur spray is used to control certain fungal diseases such as peach leaf curl (see below). Note: Do not use lime-sulfur on apricot trees. If the tree requires pruning (whether for fruit production or growth control) it should be done now. We carry an extensive stock of Copper, Lime Sulphur & Oils for this purpose.

Peach Trees. Peaches infected with leaf-curl (a fungus that causes puckered, yellow and red leaves) need two applications of lime-sulfur. The first should be applied in November or December and the second in January before the buds swell. If you didn't spray in November or December apply lime-sulfur twice this month (once early in the month and again late in the month). Don't use this on apricot trees and don't spray when leaf or flower buds are opening.

Roses. Prune roses this month before new growth starts. Irrigate the day before you prune. For information about how to prune different types of roses check out the Sunset Pruning Handbook or your local rose society. After pruning, dormant-spray roses with lime-sulfur to control over-wintering insects and disease (Note: If there are any leaves left clinging on the plant, pull them off before spraying).

Lawns: Feed cool-season lawns (fescue/Marathon, bluegrass, ryegrass). These grasses are growing well now and will need regular feeding with a high quality slow release fertilizer. Cool-season lawns should be mowed about a half an inch lower in the winter than in the summer. Except along the immediate mild coast warm-season lawns (bermudagrass, St. Augustine, zoysia) are pretty much sleeping.

Ornamental Grasses – cut these back this month if you haven't already – when you see some new growth popping up amidst the old grass, then it's time to cut back, just cut it about two inches from the soil

If you have empty spots in your landscape or garden you can add quick winter color by planting the following bedding plants: Calendula, Cineraria, Dianthus, English Primrose, Cyclamen Pansies, Snapdragons, Stock and Violas. Note that Cineraria, Cyclamen and English Primrose require an area of light shade; the rest require a sunny location.

Well – happy New Year and Happy Gardening. We look forward to meeting even more new friends as 2011 unfolds and hope you will find your way in to see us.