

Let's Talk Plants!

Newsletter of the San Diego Horticultural Society

March 2011, Number 198

Green Roofs & Living Walls

SEE PAGES 1 & 3

VITA SACKVILLE-WEST

PAGE 4

GROWING TASTY TROPICAL PLANTS

PAGE 6

SPRING GARDEN TOUR

PAGE 7

THE PLEASURE GARDEN

PAGE 11

On the Cover: Living garden wall



SAN DIEGO
HORTICULTURAL
SOCIETY

FEBRUARY COFFEE IN THE GARDEN

Photo: Tami Joplin



Scott Borden (left),
and Jim Bishop.



This photo is of the exuberant mostly succulent garden that that Jim Bishop and his partner, Scott Borden, have in Mission Hills.

MARCH GARDEN TOUR SNEAK PEAK

Photo: Jim Bishop



These stunning hand-made birdhouses were crafted by one of the homeowners of the third garden described on page 7. See these and many more birdhouses, plus an acre of wonderful plants and garden art, during our March 26 garden tour.

THANK YOU TO OUR GENEROUS GARDEN TOUR SPONSORS:



**GRANGETTO'S –
SEE PAGE 21**



**SOUTHWEST BOULDER
& STONE –
SEE PAGE 10**



**BOTANICAL PARTNERS –
SEE PAGE 17**

Spring

HOME/GARDEN SHOW

26TH ANNUAL

Presented by San Diego Buick and GMC dealers

\$4 OFF

Regular Admission

OR
FREE
FRIDAY
ENTRY

FEATURING

THE
GARDEN
MASTERS

EXPOSITION 2011

Two ways to purchase tickets & save \$4:
visit springhomegardenshow.com/SDHS
And use discount code SDHS to save, or
bring this coupon to the show.

MARCH 4, 5, 6, 2011
Fri 11-6, Sat 10-6, Sun 10-5
Del Mar Fairgrounds

Adults \$8 / Under 12 free • SPECIAL: After 3 PM only \$6
One coupon per Person. NOT Valid with any other offers. NOT for resale or distribution on the fairgrounds.

In This Issue...

- 2 Important Member Information
- 3 To Learn More...
- 3 Spring Home/Garden Show
Garden Seminar Schedule
- 3 From the Board
- 4 The Real Dirt On...Vita Sackville-West
- 4 Going Wild With The Natives: Lemonadeberry
- 5 Trees, Please
- 5 APLD Designed Container Gardens
Welcome Visitors to the Spring Home/
Garden Show
- 6 Book Review
- 6 Community Outreach
- 7 SDHS SPRING GARDEN TOUR**
- 8 Welcome New Members!
- 8 Discounts for Members
- 8 What's Up At San Diego Botanic Garden?
- 11 A Special Evening with Jeffrey Bale
- 14 Sharing Secrets
- 17 February Plant Display
- 19 February Meeting Report

INSERTS: San Diego Cactus & Succulent Society
St. Madeleine Sophie's Center
The Water Conservation Garden
Calendar/Resources/Ongoing Events

COVER IMAGE: The cover photo (by Chris Giles; more terrific images at chrisgilesphoto.com) shows March speaker Jim Mumford totally immersed in his work. Find out more on March 14th.

The San Diego Horticultural Society

MEETINGS

The San Diego Horticultural Society meets the 2nd Monday of every month (except June) from 6:00pm to 9:00pm at the Surfside Race Place, Del Mar Fairgrounds, 2260 Jimmy Durante Blvd. Meetings are open and all are welcome to attend. We encourage you to join the organization to enjoy free admission to regular monthly meetings, receive the monthly newsletter and numerous other benefits. We are a 501(c)(3) non-profit organization.

MEETING SCHEDULE

5:00 – 6:00 Meeting room setup
6:00 – 6:45 Vendor sales, opportunity drawing ticket sales, lending library
6:45 – 8:30 Announcements, Hot Hort Picks, speaker, opportunity drawing
8:30 – 9:00 Plant display; vendor sales, lending library

MEMBERSHIP INFORMATION

To join, send your check to: San Diego Horticultural Society, Attn: Membership, P.O. Box 231869, Encinitas, CA 92023-1869. Individual/one year—\$30, two years—\$50, five years—\$120; Family/one year—\$35, two years—\$60, five years—\$140; Group or Business/one year—\$50; Students/\$16 (w/proof of enrollment); Contributing/\$90 or more; Life/\$700. For membership questions contact membership@sdhortsoc.org or or Jim Bishop at (619) 293-0166.

FUTURE MEETINGS & EVENTS IN 2010 & 2011

March 4-6 Spring Home/Garden Show –see pages 3 & 5

March 19 Coffee in the Garden, Del Mar – Judy Bradley

March 26 Spring Garden Tour – see page 7

April 11 **A Very Special Evening with Jeffrey Bale on The Pleasure Garden – see page 11**

May 9 Bob Perry on The Alchemy of Plants and Gardens: Source of Life and Inspiration

www.SanDiegoHorticulturalSociety.org

Next Meeting: March 14, 2011, 6:00 – 9:00 PM

Topic: JIM MUMFORD ON “GREEN ROOFS AND LIVING WALLS”

Meeting is open and everyone is welcome. Admission: Members/free, Non-Members/\$10. Parking is free.
Meeting Place: Del Mar Fairgrounds, Surfside Race Place, Del Mar; Info: (760) 295-7089

We are excited to present San Diego's Eco-Warrior, Jim Mumford, who will share his knowledge and expertise about planning, designing, installing and maintaining green roofs and living walls in southern California. Having recently wrapped up a significant hospital green roof project, he will also present details and challenges that he faced, as well as other local examples.

Jim Mumford began his career in 1977 by opening Good Earth Plant & Flower Company, focusing initially on floral design and plantscape artistry with an environmentally conscious approach. Today, he is an award-winning plantscaping designer and a recipient of numerous local and national awards. In March 2009 he launched GreenScaped Buildings, specializing in green roofs, living walls, bio-filtration and rainwater harvesting systems. His headquarters houses a “living laboratory” which tests products to ensure the success of his clients' projects in the arid Southern California climate. He has added numerous interior and exterior living wall systems, and has even ventured into urban farming, using a living wall system to grow herbs and lightweight vegetables. Due to his innovative approach and pioneering efforts in the plantscaping industry, Mumford has earned respect from colleagues as a recognized industry leader, and his extensive experience, education and training in the plantscaping industry, enables him to bring both skill and talent to a diverse local and national client base. The Good Earth headquarters was recently certified as a “sustainably run company.” San Diego Magazine named him an “Eco-Warrior” in April 2010.

To learn more visit his websites goodearthplants.com and www.greenscapedbuildings.com, and see page 3. ☞



The Mission of the San Diego Horticultural Society

is to promote the enjoyment, art, knowledge and public awareness of horticulture in the San Diego area, while providing the opportunity for education and research.

ESTABLISHED SEPTEMBER 1994

SDHS BOARD MEMBERS

Jim Bishop – Membership Chair, First Vice President

Judy Bradley – Co-Chair-Program Committee

Mark Collins – Finance/Budget Committee

Carol Costarakis – Member at Large

Julian Duval – San Diego Botanic Garden representative

Neal King - Member at Large

Susan Oddo - Publicity Coordinator

Ida Rigby – Tour Coordinator

Susi Torre-Bueno – President, Newsletter Editor

Cathy Tylka – Treasurer, Chair-Budget & Finance Committee

Paula Verstraete – Volunteer Coordinator

Don Walker – Past President

Lucy Warren – Secretary, Liaison to H&G Shows

Let's Talk Plants!, the newsletter of the San Diego Horticultural Society, is published the first Monday of every month.

Editor/Advertising: Susi Torre-Bueno; (760) 295-7089; newsletter@sdhortsoc.org

Calendar: Send details by the 10th of the month before event to calendar@sdhortsoc.org.

Copyright ©2011 San Diego Horticultural Society, Encinitas, CA. All rights reserved. Not to be reproduced by any means for any purpose without prior written permission.

BECOME A SPONSOR!

Do you own a garden-related business?

SDHS sponsorships have high recognition and valuable benefits, including a link to your website, discounts on memberships for your employees, and free admission to SDHS events. This is a wonderful way to show your support for the SDHS. Sponsors help pay for our monthly meetings, annual college scholarships, and other important programs. Sponsorships start at just \$100/year; contact Jim Bishop at sponsor@sdhortsoc.org. Sponsors are listed on page 8; those with ads in the newsletter have the words SDHS Sponsor above their ads. We thank them for their extra support!

Important Member Information

VOLUNTEER NEEDS:

1 - MARCH 26 GARDEN TOUR

Our "Take a Botanical Odyssey" Garden Tour needs volunteers at each of the gardens in Fallbrook and Vista. You're in for a treat when you get to spend time in these gardens! Please contact Paula Verstraete at pverstraete@cp-sandiego.com.

2 - APRIL 23 BOOK SALES

We'll be selling our tree book and giving out membership information from 10am to 11:30am on April 23 when Marilyn Guidroz and Steve Jacobs will be giving talks about trees at two Evergreen Nursery locations (Oceanside and Carmel Valley – see ad at right). If you can help for 2 hours with book sales please call Susi at (760) 295-7089 and let's talk!

3 - FACEBOOK UPDATES

Did you know that SDHS has a Facebook page? We do, and we need a volunteer to keep it updated with info about upcoming events, etc. This should take just a few minutes a month. If you can help call Susi at (760) 295-7089 and let's talk!

4: MEMBERSHIP COMMITTEE

Express your outgoing nature by meeting new people in a very friendly setting! The membership committee welcomes more members to increase our hospitality toward new members and in attracting new members. Be a greeter at meetings, visit nurseries and provide membership brochures for their customers, or help with coffee in the garden events. Contact Jim Bishop at (619) 293-0166.

THANKS SO MUCH!

Thanks to members Jim Bishop and Scott Borden for hosting our February Coffee-in-the-Garden at their wildly succulent Mission Hills garden. Photos are on the inside front cover. ☘

See page 16
to order your
SDHS nametag

SDHS SPONSOR ↓



SAN DIEGO'S LARGEST WHOLESALE NURSERY OPEN TO THE PUBLIC

Over 500 Acres of Plants & Landscaping Materials from Saplings to Specimens

Buy Direct from the Grower and Save!



Best Quality Soils
Bagged for convenience or in bulk for pick up; delivery available

- ♦ Amended Top Soil
- ♦ Planter Mix
- ♦ Sand
- ♦ 3/4" Gravel
- ♦ Fill Dirt
- ♦ Medium Fir Bark
- ♦ Fine & Coarse Ground Cover Mulch
- ♦ Decomposed Granite

See our web site
www.evergreennursery.com



RANCHO BERNARDO
12460 Highland Valley Rd.
(858) 485-7867

CARMEL VALLEY
13650 Carmel Valley Rd.
(858) 481-0622



OCEANSIDE
3231 Oceanside Blvd.
(760) 754-0340

Fall/Winter HOURS
Monday-Saturday...7:30am-4:30pm
Sunday.....9:00am-4:30pm

To Learn More...

GREEN ROOFS

By Ava Torre-Bueno

Green roofs are wonderful and complicated. A "green" roof can be a roof that's been painted white because it reflects the sun well and reduces the need for air-conditioning in a building. But the green roofs we're interested in here are roofs that have been planted, usually with natives or sedums, to cool the buildings they are on, and to slow down rain water and grow an animal friendly environment from it. See what Wikipedia has to say at: en.wikipedia.org/wiki/Green_roof

Two summers ago my husband and I had to make a sudden change in the middle of our vacation. He found us a hot springs spa designed by Friedensreich Hundertwasser in South-Eastern Austria. Hundertwasser had been experimenting with green roofs for several decades (and had some serious leaks at first), but had perfected the concept and design by the time he created this beautiful spa. Go to Google Images and enter: "hundertwasser bad blumau" to see the undulating green roofs of this beautiful hotel and spa.

The city of Chicago is taking green roofs more seriously than anywhere else in the US:

cityofchicago.org/city/en/depts/doi/supp_info/chicago_s_city_hallrooftopgarden.html

This site has an interactive map that lets you see where all the green roofs in Chicago are, and on what kinds of buildings and businesses:

artic.edu/webspaces/greeninitiatives/greenroofs/main_map.htm

If you are inspired by any of these sites, be sure to check with your own municipality about plans and permits, as creating a green roof is much more complex than just putting plants on the roof. In the City of San Diego, go to: sandiego.gov/development-services

Member Ava Torre-Bueno is a psychotherapist in private practice and the organizer of Gardeners 4 Peace. This group of volunteers is helping to create a peaceful, organic, permaculture garden at the San Diego Friends Center. To learn more contact Ava at gardeners4peace@hotmail.com and visit <http://www.sandiegofriendscenter.org/volunteers.htm>.

2011 Spring Home/Garden Show GARDEN SEMINAR SCHEDULE

[Please check the website www.springhomegardenshow.com for any unforeseen last minute changes in the schedule.]

FRIDAY, March 4

12:15 – Shellene Mueller on How and Why to Hire a Landscape Professional
What is the difference between a landscape contractor, a landscape designer and a landscape architect, and how can these professionals help you to get the best use and most enjoyment out of your yard?

1:15 – Debra Lee Baldwin on Landscaping with Succulents
Award-winning garden photojournalist Debra Lee Baldwin explains how top designers use geometric, architectural succulents to enhance gardens and containers with spectacular blooms and foliage of every color. You'll discover how to use these sculptural plants to beautifully express your personal style.

Continued on page 5

From The Board

By Susi Torre-Bueno

SEE GREAT GARDENS IN MARCH

March brings *three* opportunities to be inspired by exceptional gardens. Now is also one of the best times to plant, too, so bring a notebook to jot down the plants you want to add to your garden!

For eleven years SDHS has been proud to partner with Westward Expos in bringing excellent local garden resources to the **Spring Home/Garden Show**. On March 4th through 6th go see twenty beautiful and harmonious gardens at the Show's indoor Garden Masters display. See the inside front cover for a coupon for \$4 off your admission and this page and page 5 for more info about this exciting show.

On Saturday, March 26, we're doing a tour of **four exceptional gardens** in North County. This is the **FIRST** garden tour in 2011 in San Diego County, and Ida Rigby and her committee have selected especially captivating gardens. Details are on page 7 and at www.SDHortSoc.org. You'll also enjoy discounts that day at eight local nurseries and garden businesses! Meet the gardeners who created these outstanding home landscapes and take your time exploring their fascinating plant choices and hardscape details. You can also buy your ticket at the March meeting; get a ticket for a friend, too!

Our free monthly **Coffee-in-the-Garden** events have been hugely successful, and March 19 will be our next one at Judy Bradley's exceptional Del Mar garden. You can attend either in the morning or afternoon. If we have your e-mail address you got an invitation from me on March 1st, along with a reminder about our March meeting, etc. If you didn't get the e-mail it means we don't have your address. We never share e-mails, so send your e-mail now to info@sdhortsoc.org in order to get invited for future events.

AWESOME IN APRIL!

Each year we have and a Special Evening in the Spring when we bring an speaker with exceptional renown and charge a modest admission fee. We kicked off the event in 1998 with the world famous Christopher Lloyd, and other Special Evenings have included England's Penelope Hobhouse, Victory Garden host Roger Swain, Annie Hayes of Annie's Annuals, plant hunter Dan Hinkley, edible gardening queen Rosalind Creasy and rainwater harvesting guru Brad Lancaster. This April we're thrilled to be bringing the awesome Jeffrey Bale, whose garden mosaics have garnered praise in dozens of magazines and newspapers. A description of Jeffrey's talk and ticket order form is on page 11. I met Jeffrey when he gave an immensely popular talk at the Style & Whimsy in the Sustainable Garden symposium in Pasadena last fall, so I know you're in for a tremendous treat when he brings his mosaic magic to SDHS in April. For a great introduction to his art, visit www.jeffreygardens.com.

The Real Dirt On...

VITA SACKVILLE-WEST

By Linda Bresler



Victoria Mary Sackville-West (Vita Sackville-West) was born into an upper-class family in Kent, England in 1892. She is known for her somewhat “scandalous” lifestyle (for the time period), as well as for her books and poems, and later, for her unique gardening approach.

While attending a private girls’ school in her teens, Vita began her first romance with another female. This proclivity continued throughout her life, even during her long,

happy marriage to Harold Nicolson. Harold himself had a series of homosexual relationships during their marriage. Vita’s best-known liaison was with Virginia Woolf, who fictionalized their relationship in her book *Orlando*.

Vita and Harold had three sons, Lionel Benedict and Nigel, and a third who was stillborn. They had a companionable and affectionate marriage and enjoyed each other’s company greatly. Harold never got over Vita’s death after she died of cancer at the age of seventy in 1962.

While still in school, Vita began writing, and completed eight historical novels, five plays, and a number of poems before she was eighteen. During her lifetime she wrote a sizeable number of books, short stories and poems, as well as travel and gardening books and articles.

Early in Vita’s marriage she and Harold lived in Constantinople, where he was a minor diplomat. After the birth of their first son the family moved back to England and bought Long Barn, in Kent, where they lived for fifteen years. It was here that Vita and Harold first began to experiment with gardening and landscape design. Harold provided the architectural layout of paths, hedges and walls. Vita experimented with different kinds of plantings. While living at Long Barn, they made most of their gardening mistakes and discovered what landscape designs worked best for them.

In 1930, they found Sissinghurst Castle in Kent, a ruined Elizabethan manor house that dated back to the early middle ages. Vita fell in love with the property, which reminded her of Knole, reputedly the largest house in England, in which she had grown up. Due to the laws of primogeniture Vita, an only child but a female, could not inherit Knole. Instead, it went to her uncle upon her father’s death.

Vita and Harold spent years clearing the land and creating a garden that would be their masterpiece. Harold again designed the framework for the garden, and Vita set about creating the garden itself. They were strongly influenced by the gardens of Gertrude Jekyll and Edwin Lutyens, as well as the Hidcote Manor Garden.

Harold’s love of firm classical lines provided the perfect setting for Vita’s romantic profusion of planting with subtly colored and informal planting schemes. They wanted the garden to not only have a formal structure with extensive views but to provide a sense of privacy and intimacy. To this purpose, the garden was divided into separate enclosures, creating the now famous White Garden, Rose Garden, Orchard, Cottage Garden, and Nuttery. Each enclosure, or “room,” had a different character of color and/or theme, with the walls consisting of high clipped hedges or pink brick walls.

Continued on page 18

Going Wild With The Natives:

LEMONADEBERRY

by Pat Pawlowski

When life hands you a lemon, make lemonade. That saying can apply, for instance, to a lemon of a view. To explain: Instead of looking at the neighbor’s yard displaying an old commode artistically filled with faded plastic buttercups, or the big bloated SUV parked incessantly near your curb – plant a row of lemonadeberry bushes to hide that stuff from view.

Of course, lemonadeberry (formal name: *Rhus integrifolia*) won’t reach the proper screening height overnight, but it does have a moderately fast growth rate. It’s a California native and one of the best landscaping shrubs around; extremely easy-care, drought-tolerant and good-looking at all times. It’s also good for erosion control, and according to the Theodore Payne Foundation for Wildflowers and Native Plants, is fire-resistant.

If you let it, it can grow to 15 feet in height, but if you wish you can prune it to taste. Speaking of taste: the berries that follow the little white/pink flowers are utilized by many birds and mammals.

In fact, this mammal tried to make lemonade from the ripe sticky reddish berries. If you have a strong imagination and are on the way to dying of thirst, the resultant beverage will taste like lemonade. (This is not to say that it isn’t good; it may taste weak to us over-salted, over-sugared, over-artificially-flavored Americans. You know who you are.) No kidding, the flavor does resemble lemonade. Here’s the recipe courtesy of A Taste of Nature by Kahanah Farnsworth:

ALMOST LEMONADE (Makes 2 quarts)

1/2 cup lemonade berries, cleaned

About 1 cup sugar

2 quarts water

Soak the berries in water for 1/2 hour. Remove them and sweeten the remaining liquid to taste. Don’t let the clear color fool you – this drink definitely has a lemon-like flavor. Cheers!

The recipe doesn’t mention the fact that the berries contain Vitamin C, so it is really a healthful drink if you cut down on the sugar. Native Americans knew this. If you are out on a hike, in fact, you can throw some berries into your water bottle to jazz it up a little.

And the shrub itself will jazz up your entire garden.

The berries are eaten by birds, including the California Thrasher, which also uses the leaf material for nesting. The Thrasher is a very distinctive-looking brownish bird with a huge downward-curving bill. It uses that bodacious bill to “thrash around” in leaf litter, looking for scrumptious insects. It can belt out the most beautiful sounds – when first I heard it I thought Luciano Pavarotti had landed in the bush

Continued on page 18



Photo: Michael Charters, calflora.net

Trees, Please

HOME IS WHERE THE TREES ARE

By Robin Rivet

Photo: Robin Rivet



Giant swallowtail chrysalis.

to a designed space that will cost little, but return a lot.

Sadly, there is a trend for city residents to plant patio-sized trees, although urban habitats urgently need larger ones. Lofty native California Sycamores are host plants for small Tiger Swallowtail larva. Many butterflies will pupate on trees following their larval (and hungry stage) of development. Other swallowtail species feed on citrus, ceanothus, alder and willow foliage. Mourning Cloaks, their velvety-brown wings rimmed with yellow borders, have larva that love to munch on elms. We once discovered a chrysalis on our Sapote tree that resembled a twig, until a Giant Swallowtail emerged. Ultimately, if you want beautiful adult butterflies to linger, you must share your foliage with caterpillars. Additional vigilance is needed to protect all butterfly caterpillars from death by Bt. Although touted as a natural organic

If you thought trees were mostly for decoration, think again. Our urban wildlife depends heavily on them for survival, not only for food, but also for shelter and nesting materials. One of the great joys of a designing a landscape is creating a sense of awe and wonder in your garden. It is priceless to watch a songbird build its nest, plucking twigs and debris off tree and shrub branches. Right before your eyes, nesting birds will feed their young with seeds from spent flowers and tiny flying insects. Abundant birds, butterflies, and other animal life can add movement

Continued on page 12

APLD Designed Container Gardens Welcome Visitors to the Spring Home/Garden Show

By Marilyn Guidroz

As you approach the entrance to this year's Spring Home/Garden Show (March 4-6) you'll be welcomed by an outstanding display of container gardens created by a group of very talented landscape designers, all of whom belong to the San Diego district of the Association of Professional Landscape Designers (APLD).

In addition to the container gardens, APLD members will be available to answer your questions about their containers, gardens, plants, horticultural practices, and landscape in general. You can also thumb through their portfolio of outstanding landscape design projects in the San Diego area.

APLD is an international organization dedicated to promoting and supporting the highly qualified landscape designer. The brand new San Diego group boasts 22 members, all of whom design beautiful home gardens throughout the county, and many of whom are also SDHS members.

For more information about APLD please visit www.APLD.com. To find a local designer, please visit www.apldca.org/ContactsSanDiego.aspx.

Garden Show Schedule Continued from page 3

2:15 – Greg Rubin on Landscaping Secrets with California Natives
California native plants are easy to grow and care for if you understand their needs. Find out how with expert Greg Rubin.

3:15 – Aenne Carver on WaterWise Herbs

These scented, magical, useful plants are drought tolerant and practically pest proof. Learn the basic care for these plants, how to use them to solve landscape problems, and explore how you can enhance your lifestyle with herbs.

4:15 – Don and Laura Starr on How to Plant Almost Anything with Succulents

Learn the basics of planting and caring for beautiful and fascinating succulents in containers to create accents and centerpieces.

SATURDAY, March 5

11:15 – Evelyn Weidner on Tabletop Waterwise Fairy Gardens
Evelyn Weidner will demonstrate how to make an outdoor fairy nook with ideas for children's handmade accessories. It's a wonderful project for the whole family and will keep children entranced and using their imaginations.

12:15 – Debra Lee Baldwin on Designing with Succulents (see Friday, 1:15)

1:15 – Greg Rubin on Landscaping Secrets with California Natives (see Friday, 2:15)

2:15 – Pat Welsh on Homegrown Vegetables, the Organic Way
Growing your own food organically is one of the best presents you can give yourself and your family. Nothing beats homegrown vegetables for nutrition and flavor, plus they are fun to grow! Join this old/new ecological movement and know exactly where your food is coming from and what is going into it. With joy and enthusiasm, Pat Welsh will show you how.

3:15 – Shellene Mueller on How and Why to Hire a Landscape Professional (see Friday, 12:15)

4:15 – Cindy Benoit on Lawn Alternatives
Consider a lawn alternative... a beautiful yard with trees and shrubs and space to relax and entertain. All this can be yours with less expense, maintenance and using far less water.

SUNDAY, March 6

11:15 – Shellene Mueller on How and Why to Hire a Landscape Professional (see Friday 12:15)

12:15 – Debra Lee Baldwin on Succulent Care and Cultivation
Debra explains how to enlarge your succulent repertoire with pups and cuttings, discusses soils and growing conditions, and gives design tips.

1:15 – Jan Tubiolo on Waterproof Your Future
Learn about plants and landscaping tips which will help you plan for the future by saving water now.

2:15 – Cynthia Benoit on Lawn Alternatives (see Saturday, 4:15)

3:15 – Lynlee Austell-Slyter on Sustainable Landscaping
Creating a sustainable landscape can be rather simple, while keeping it sustainable requires sustainable maintenance practices which save time, money and habitat while practicing conscientious stewardship of our environment. Lynlee will show you three ways to do this...☺

Book Review

GROWING TASTY TROPICAL PLANTS*

By **Laurelynn G. Martin and Byron E. Martin**

Reviewed by **Caroline McCullagh**



I can just about fill the whole review with this book's complete title: *Growing tasty tropical plants** (like lemons, limes, citrons, grapefruit, kumquats, sunquats, tahitian oranges, barbados cherries, figs, guavas, dragon fruit, miracle berries, olives, passion fruit, coffee, chocolate, tea, black pepper, cinnamon, vanilla, and more ...)

*in any home, anywhere. Yes, that's really the title.

I can't resist a book about fruit. I love to grow fruit and read about fruit growing. But the question arises: What makes this book worth adding to my overflowing shelf?

First, there are a number of plants that I hadn't heard of before or hadn't considered growing. I'd never heard of sunquats, miracle berries, Australian finger limes, June plums, and others. I'd never considered growing vanilla, although I do grow other orchids. Have you tried growing your own cinnamon or tea? Neither have I, but I'm considering it now.

They even cover techniques I wouldn't have thought of, like growing a lemon tree in a hanging basket.

The authors own Logee's Tropical Plants in Danielson, Connecticut. Their family has run the business since 1892, and they grow all these plants plus about a thousand more. It looks like it would be an interesting place to visit. In fact, Martha Stewart featured it on one of her shows. They have a 100-year old 'Ponderosa' lemon tree growing in the ground in a greenhouse and a 150-year old Kumquat.

They give us all the information we need to grow plants in pots in the house, on the patio, or in greenhouses. The book includes sections on choosing pots, maintaining and propagating plants, pests and diseases, and troubleshooting problems.

In addition, they give us recipes and how-tos for roasting coffee, curing olives, making vanilla extract, and processing peppercorns. Again, this included a lot of things I didn't know. Did you know that bananas grow from a bulb and that all parts of the plant are edible? There's always one more surprise in life.

This book is a fabulous advertisement for their company, and I encourage you to check out their website (www.logees.com), but we can also buy many of the plants they recommend from local growers. That gives you an excuse to do a nursery hop. Besides helping our local economy, it's easier to grow plants that are started locally or at least acclimatized when you buy them.

We have a good resource in the two local chapters of the California Rare Fruit Growers organization (www.crfg.org). Their website lists local growers who may have what you want. They also give you information about plants and about many other books that may be of interest. You can even join and get their very interesting magazine.

*Growing tasty tropical plants** is paperbound and 160 pages long. Each fruit listed has three or more color photos plus a description and sections on growing conditions, care, and potential problems. You can get it at your local bookstore for \$18.95. ☺

Community Outreach

GET AN EARLY START ON PLANS FOR APRIL GARDEN TOURS & EVENTS

By Linda Johnson

The following April garden tours and events are featured this month to provide time to register and take advantage of early-bird ticket prices. Please support these community-sponsored tours and events!



North County Garden Tour and Plant Sale

April 9, 9am-4pm

This renowned tour will be another sell-out event, so don't miss out! It is the only tour that includes admission to the Ecker Ranch Greenhouse to buy show quality plants at bargain prices! Tour includes five residential gardens selected by Weidners' Gardens and/or supporting landscape experts in North County. Tickets are \$25; proceeds support the non-profit Community Resource Center. Visit www.crcncc.org.

Lake Hodges Native Plant Club Spring Garden Tour

April 15, 10am-3pm

Includes five gardens in the Poway and Sabre Springs area; theme is drought-tolerant, California-friendly plants. Great ideas for replacing the front and back lawn will be featured; all of the tour gardens feature water-wise, low-maintenance plantings. The gardens include native plants, as well as drought-tolerant plants from the Mediterranean, Australia, and South Africa. Tickets are \$15.00; proceeds benefit the Nativescapes garden in the Safari Park (Wild Animal Park) in Escondido. Visit: www.LHNPC.org or contact Linda Bresler; Tour Chairperson, at 858-486-8733.

St. Madeleine Sophie's Center Morning Glory Jazz Brunch

April 16, 10am-2pm

This popular event showcases the beautiful organic gardens of this non-profit community organization, and raises funds to support programs for their adult developmentally disabled students. See insert for more information; visit www.stsmc.org, or call Karen Amoroso at 619-442-5129x117. Sponsors and vendors are also encouraged to inquire about participating in the event.

Continued on page 13

First Garden Tour of the Year!

The San Diego Horticultural Society Presents "Take A Botanical Odyssey"
Saturday, March 26, 2011, 9 AM to 4 PM

Four Gardens and eight garden businesses and nurseries in the Vista/Fallbrook/San Marcos area

This spring garden tour will visit four gardens in the Fallbrook/Vista area that feature the amazing diversity of plants that we can grow in the San Diego area. Expect to see everything on your tour ~ exotic equatorial tropicals, a stunning array of succulents and cacti from around the world, and a wide ranging palette of hardy West Coast natives that add beauty and support our local creatures. You will find whimsical and lovely garden art enhancing the landscapes and expressing the owners' joy in their gardens. You will also be able to visit eight SDHS member specialty nurseries and garden businesses in Fallbrook, Vista and San Marcos that will offer special discounts for that day only exclusively to garden tour ticket holders.



One of the gardens, designed by Scott Spencer, features rockwork, mixed Mediterranean shrub borders and textural compositions using grasses and grass-like plants. Steel, stainless steel, and distressed aluminum sculptures are interspersed throughout the garden. A focal point is the Standing Man, created by the sculptor homeowner, in the center of a spectacular large labyrinth.



Another, enchanting garden, located on 3.5 acres, includes a large variety of succulents, cactus, tropicals, tropical fruit, bromeliads, cycads, flowering plants and trees. In your walk through the magical gardens you will discover many botanical gems, hidden art objects, mosaic tile compositions, and canyon vistas across the garden's vast native hillsides. Sequestered areas include perfectly matched unique pots and botanical treasures.



The third garden is a botanical wonderland of conifers, palms, cycads, Australian natives, cactus and succulents. An extensive collection of agaves, aloes, echeverias, euphorbias and aeoniums is displayed in the ground as well as in containers. There are cool, shaded areas for tropical beauties and a custom-built greenhouse for prized caudiciform succulents. A whimsical use of color and garden ornaments, including strategically placed bird houses, speaks to the owners' sense of fun. Winding paths take you through this plant-lover's paradise.



The fourth garden is an amazing botanical garden designed by Tom Piergrossi. This lovely garden features plants from five Mediterranean zones. You can also wander a subtropical slope including bananas, pineapples, dragon fruit, and passion fruit. The orchard includes over 50 different fruits. As you wander you will enjoy the fragrant flowers, Koi pond, succulent garden, and vegetable garden, all installed and maintained by the homeowners.

Advance purchase tickets for members will be \$16, non-members \$20. Day of tickets will be \$25 for all.

- For online go to the San Diego Horticultural Society website for registration information. www.sdhortsoc.org. Online ticket sales will close on **March 23 at midnight**.
- Mail orders must be postmarked by **March 10**. Include a SASE and mail to Ida Rigby, 14031 Saddlewood Drive, Poway, Ca 92064
- Advance tickets will be available at Walter Andersen Nurseries through **March 23** (for addresses see www.walterandersen.com)
- Day of tickets will be available at Grangetto's, 1105 W Mission Ave, Escondido, 9AM to 1PM

No tickets will be mailed. You will receive a map with instructions. Your name(s) will be at each garden

Questions? contact Ida Rigby at tours@sdhortsoc.org or 858-748-9189



Name(s) _____

e-mail _____

Phone _____

Member Tickets @\$16.00 _____ Non-Member Tickets @\$20.00 _____

Total: \$ _____ Payment by check payable to SDHS

By purchasing a ticket I understand that I will tour these gardens at my own risk. Host gardens and San Diego Horticultural Society assume no liability whatsoever. This tour is not handicapped accessible. No pets are allowed.

Welcome New Members!

We now have over 1300 members! Hope to see all of you at upcoming meetings. We encourage you to become active participants and share in the fun; to volunteer see page 4. A warm hello to the following folks who have joined recently:

James & Victoria Helms

Jill Hennes

Melanie Jarvis

Patricia Kelly

Trisha Kolasinski

Theresa Langli

Sandy Mayer

Cheryl Wallace

NEW ADVERTISERS:

EXOTIC PLANT INVITATIONAL PLANT SALE
(PAGE 10)

SOUTHWEST BOULDER & STONE
(PAGE 10)

ST. MADELEINE SOPHIE'S CENTER
(INSERT)

HORT BUCKS ARE GREAT!

Kudos to members who bring in new members - we send them Hort Bucks worth \$5 towards raffle tickets, name-tags, Plant Forum CDs or dues. To get your Hort Bucks just ask your friends to give us your name when they join.

Discounts For Members

Get a 15% discount at Briggs Tree Co. (see page 9; tell them to look up the "San Diego Hort Society Member" account).

For the Grangetto's Preferred Program discounts go to www.Grangettos.com.

Take 10% off membership fees at San Diego Botanic Garden.

SEE THESE ADS FOR MORE DISCOUNTS: Aristocrat Landscape, Barrels & Branches, Botanical Partners, Buena Creek Gardens, Cedros Gardens, Courtyard Pottery, IGS, Pacific Horticulture, Solana Succulents and The Plant Man.

New E-Mail? New Street Address?

Please send all changes (so you will continue to receive the newsletter and important notices) to membership@sdhortsoc.org or SDHS, Attn: Membership, PO Box 231869, Encinitas, CA 92023-1869. We NEVER share your e-mail or address with anyone!

SPONSOR MEMBERS

(names in bold have ads)

Agri Service, Inc.

Anderson's La Costa Nursery

Aristocrat Landscape, Installation & Maintenance

ArtPlantae

Barrels & Branches

Botanical Partners

Briggs Tree Company

Buena Creek Gardens

California Mycorrhiza

Cedros Gardens

Coastal Sage Gardening

Columbine Landscape

Courtyard Pottery

Cuyamaca College

www.EasyToGrowBulbs.com

EuroAmerican Propagators

Evergreen Nursery

Forget-Me-Not Landscape Design

Glorious Gardens Landscape

Grangetto's Farm & Garden Supply

Green Thumb Nursery

Healing Time Books

Innovative Growing Solutions

Kellogg Garden Products

KRC Rock

LandscapeNetwork.com

Legoland California

Living Green Design Solutions

Mariposa Landscape and Tree Service

Mary's Good Snails

Moosa Creek Nursery

Multiflora Enterprises

Nature Designs Landscaping

Pardee Tree Nursery

Plantopia, Inc.

ProFlowers

Renee's Garden

Solana Succulents

Southwest Boulder & Stone

St. Madeleine Sophie's Center

Sterling Tours

Sunshine Gardens

www.TheMulch.com

The Yard Fairy

Tree of Life Nursery

Walter Andersen Nursery

Weidners' Gardens

Pat Welsh

Westward Expos

LIFE MEMBERS

*Horticulturist of the Year

Chuck Ades* (2008)

Walter Andersen* (2002)

Norm Applebaum &

Barbara Roper

Bruce & Sharon Asakawa* (2010)

Gladys T. Baird

Debra Lee Baldwin

Steve Bringham* (2009)

Wayne Carlson

Laurie Connable

Julian & Leslie Duval

Edgar Engert* (2000)

Jim Farley

Sue & Charles Fouquette

Penelope Hlavac

Debbie & Richard Johnson

Lois Kline

Vince Lazaneo* (2004)

Jane Minshall* (2006)

Bill Nelson* (2007)

Tina & Andy Rathbone

Jon Rebman* (2011)

Peggy Ruzich

Susi & Jose Torre-Bueno

Don Walker* (2005) &

Dorothy Walker

Lucy Warren

Evelyn Weidner* (2001)

Pat Welsh* (2003)

Betty Wheeler

CONTRIBUTING MEMBERS

Alta Vista Gardens

Philip Tackitt & Janet Wanerka

René van Rems

Village Garden Club of La Jolla

What's Up at San Diego Botanic Garden?

HERB FESTIVAL, SPRING PLANT SALE, AND TOMATOMANIA® AT SAN DIEGO BOTANIC GARDEN

March 19 – 20, 10 am – 4 pm



Susan Belsinger is our honored guest at this year's Herb Festival. Susan is a culinary herbalist, educator, food writer, and photographer whose articles and photographs have been widely published. She has co-authored several best-selling, award-winning cookbooks.

Susan will give a program each day at 1 pm. On Saturday, she will discuss *Getting to Know the Mediterranean Herbs*. She takes you on a hike across a hillside in Syros, Greece, which helps "herbies" and gardeners see how these native herbs grow in hot arid climates, tenaciously hanging on rocky cliffs. She will discuss how to keep the grey and green Mediterranean herbs happy in our own gardens. On Sunday, Susan presents a cooking demonstration featuring these hardy, flavorful herbs along with seasonal ingredients of this sun-drenched cuisine. To find out more about Susan, visit www.susanbelsinger.com, a great and informative web site.

Back by popular demand is Tomatomania®, part of the world's largest tomato seedling sale, with lectures on culture and care and plenty of tomato seedlings.

There will also be on-going speakers on garden and herb-related topics, guided tours of the Herb Garden, Herb Festival Marketplace, the A-Z or Herbs information booth, and the SDBG Spring Plant Sale with a multitude of vendors.

For Kids: Now, That's a Horse of a Different Color

If horse racing is the sport of kings, is horseradish the herb of emperors? Kids can learn about the Herb of the Year for 2011, the noble horseradish. Make potpourri "saddle bags" with herbs from the garden. Construct a "horse," naturally, and help make a community sculpture using recycled materials. Saturday and Sunday, 11 am – 2 pm.

Free with admission or membership. www.SDBGarden.org

QUALITY never *grew* so good!

Briggs Tree Company, Inc.:

- Unusual plant varieties and new introductions
- Commitment to quality and service
- In-house purchasing agent
- Full-scale ornamental nursery - flats to 4" color, shrubs, vines and trees
- Over 200 acres in production
- Delivery anywhere in the continental US



San Diego
760.727.2727

briggstree.com
view our Virtual Tour

SDHS SPONSOR ↓

Exotic Plant Invitational

PLANT SALE



SATURDAY, APRIL 23, 9AM - 3PM
3562 OLIVE HILL ROAD
FALLBROOK 92028

33 VENDOR SPACES:

PALMS, CYCADS, SUCCULENTS, PROTEAS
CACTI, ORCHIDS, BAMBOOS, PLUMERIAS
BROMELIADS, FRUIT TREES
FOOD, AND MORE!!!

FREE ENTRY ★ FREE PARKING

WWW.PALMANDCYCADEXCHANGE.COM

INFO@PALMANDCYCADEXCHANGE.COM

760-451-9499

Southwest Boulder & Stone

10% OFF ALL ROCK IN STOCK!



PLEASE VISIT OUR
WEBSITE FOR MAPS
& DIRECTIONS.

SWB

SOUTHWEST BOULDER & STONE

619-331-3120

www.swbrock.com

SDHS SPONSOR ↓

INDOOR GARDEN SUPPLY

ORGANICS
HYDROPONICS

**New
Location!**

"Help us Grow and we'll help You Grow!"



Innovative Growing Solutions

"Your Success is Our Success"

858.578.4477

www.IGShydro.com

5060 Santa Fe Street #D

San Diego, CA 92109

10% discount for SDHS members

2011 San Diego County Fair



Call For Bids

Flower and Garden Show



We are soliciting proposals to design the
**featured landscape for the
entrance to the Flower and Garden Show.**

This display is for educational and
entertainment purposes and must represent the
Flower and Garden Show theme, Riding In
Style, which complements the Fair Theme,
Race to the Fair.

The display area is ~30' x 40'.

Proposals should not exceed \$15,000.

Please contact Jayna Wittevrongel at
760-809-6327 for details.

Proposals must be submitted by April 1.
The contract will be awarded by April 8.

THE SAN DIEGO HORTICULTURAL SOCIETY PRESENTS

A Special Evening with Jeffrey Bale

on
The Pleasure Garden
Monday, April 11, 7:00PM
Surfside Raceplace, Del Mar Fairgrounds



Our Special Evening speaker this year is **Jeffrey Bale**, who will introduce us to his marvelous visions of “**The Pleasure Garden**” and suggest ways that we can form our own gardens to bring us greater pleasure at home. This highly-acclaimed landscape architect is one of the most exciting garden creators working today. His inspired work can be found in the gardens of movie stars, expansive estates, and private residences. One of his pebble mosaics is shown above.

Jeffrey will show gorgeous pictures of his own creations and from his Winter 2011 trip to Northern Africa

and Southern Spain. He'll showcase stunning pebble and tile mosaics and designs from public gardens, resorts, churches and mosques that inspire his work. His projects are designed to maintain a healthy relationship with nature while creating a magical stage for our interaction with the natural world. Be inspired to add special touches to enhance your garden and show off your personal style.

Doors open at 6:00pm – come early and show with our garden vendors. Jeffrey’s beautiful book will be available for sale, and he’ll gladly autograph it for you.

Reserve your seat now – space is limited!

Order online at www.sdhortsoc.org

QUESTIONS? Send e-mail to sdhs411@cox.net



PLEASE PRINT!

Name: _____ Phone: (_____) _____ - _____

e-mail: _____

Please reserve the following (Your cancelled check is your receipt.)

Member Tickets @ \$15 _____ Non-Member Tickets @ \$25 _____

TOTAL: \$ _____

Enclose check payable to SDHS

➔➔ No tickets will be mailed - your reservation will be held at the door.

Deadline for receipt of mailed reservations is April 5

Mail to: Susan Pfaff, 2828 Foothill Drive, Vista, CA 92084-6508

PRINT MEMBER NAMES:

PRINT NON-MEMBER NAMES:

SDHS SPONSOR ↓

Steve & Shari Matteson's

BUENA CREEK GARDENS

*Not Just a Plant Nursery, A Botanical Destination!
Come stroll our 4-Acre Display Gardens, Have a Picnic,
Read a Book Amongst the Redwoods or Giant Bamboo...*

Visit our website
www.BuenaCreekGardens.com
for details about
special activities this month

FALL & WINTER HOURS: Wed - Sat 9am to 4pm; Sun 10am to 4pm
Closed Mon & Tues



418 Buena Creek Road
San Marcos, 92069
(760) 744-2810

www.BuenaCreekGardens.com

10% discount for SDHS members

SDHS SPONSOR ↓



Introducing our NEW OMRI Listed NATURAL & ORGANIC FERTILIZERS FOR BEAUTIFUL BLOOMS & BOUNTIFUL CROPS

Whether you're starting a garden from scratch, sprucing up your planting beds, or mulching your favorite fruit tree—Gardner & Bloome has a natural and organic premium garden soil, mulch or fertilizer to help your garden reach its best potential. We've been dedicated to meeting the needs of gardeners for over 85 years by providing products you can trust.

Find out more about our NEW
Natural & Organic Fertilizers
www.KelloggGarden.com



Available in a
variety of sizes!

Trees, Please Continued from page 5

Anna Hummingbird's
nest in Magnolia.



Photo: Robin Rivet

pesticide, it will indiscriminately kill any caterpillar that encounters the natural bacterium.

Seeking out tree species with plentiful berries and seeds, protective thorns, and evergreen leaves for year-round shelter goes a long way to improving havens for urban wildlife. Many local birds rely on San Diego's backyard trees for nesting sites. These may include orioles, kingbirds, owls, bluebirds, flycatchers and goldfinches. Here in La Mesa for the third time, an Anna's hummingbird has decided our Magnolia tree is a safe place to raise her young. Two tiny eggs recently hatched into birds so small they resemble dandelion seeds. Her nest is lined with down. Did you know the underside of our native California Sycamore leaves have fine hairs, which these tiny birds re-purpose to line their nests? The upper canopies of Sycamore trees serve as perches for hawks and owls, which help keep troublesome rodents in check. In late summer Magnolia trees burst out with red fruit, which Western Bluebirds cannot resist. If we cannot eat them, we often take for granted the myriad of tree seeds, berries, nuts and nectar that are food staples for wildlife. Worse, many folks today are choosing fruitless trees, and resist planting species which drop anything at all, much of which supports habitat. Some excellent choices for encouraging wildlife include Toyon, Redbud, Acacia, Elderberry, Mulberry, Pine, Eucalyptus, Oak and Strawberry Trees.

In an effort to achieve tidy, low maintenance yards, meticulous cleanup can also inadvertently result in a sterile garden, bereft of natural spaces for habitat. What happens to wildlife if you deadhead all your flowers, remove the leaf litter and trim every possible dead twig? Do you benevolently "lace" your large trees, removing most interior limbs, mistakenly believing this to be a healthy practice? Can you resist using chemical pesticides to deter troublesome aphids, when bush-tits delight in these tender morsels? Are you aware that over 90% of insects are actually beneficial to our environment? Unfortunately, what seems prudent landscape practice frequently destroys natural habitat. Woodpeckers love to eat ants, but prefer nesting in dead tree cavities, and we routinely remove these from our yards.

It is almost Arbor Day again. This year plant a wildlife friendly tree, or two. For more information on plants for habitat:

Butterflies: www.sdnhm.org/exhibits/monarca/gardening.html

Birds: www.laspilitas.com/bird.htm

Gardening for wildlife: www.nwf.org/In-Your-Backyard.aspx

Tree Choice: selectree.calpoly.edu/search_resultsb.lasso?-session=selectree:4B03CFFD09d1228131vjT2489ACF

Member Robin Rivet is an ISA Certified Arborist and UCCE Master Gardener. She serves on the San Diego Regional Urban Forestry Council, San Diego's Community Forest Advisory Board, and the Environmental/Sustainability Commission for the City of La Mesa. She welcomes public inquiries and rebuttals. ☺

SDHS SPONSOR ↓

Over 500 types of
stone and boulder for your
Water-Wise Garden.

Flagstone
Pavers
Pathway DG
Boulders...
and so much more...

Our creative and
knowledgeable staff
will help you make the
best selections for the
garden of your dreams.



Natural Stone & Boulder Supply

San Marcos (760) 744-1036

Poway (858) 748-3953

Lakeside (619) 443-8153

1 800 KRC ROCK (1 800 572-7625) www.KCRCRock.com

SDHS SPONSOR ↓

Coastal Sage Gardening
Garden Design and Maintenance

Ca. Contractor License # 920677

Water Drainage
Water Holding Tanks
Soil Analysis
Soil Amending
Mulching
Plant Labeling

619 223 5229
coastalsage.com

Community Outreach Continued from page 6

Point Loma Garden Walk



**Point Loma Garden Club
50th Anniversary Plant Sale**

April 16, 10am-4pm

Enjoy heirloom tomatoes, beautiful container plants, succulent dish gardens, unusual plants and fresh floral arrangements, all grown and/or created by Point Loma Garden Club members. Richard Dhu of the San Diego River Park Foundation will give an informative talk about the Point Loma Native Plant Garden. Proceeds provide continued philanthropic support for local college scholarships and several community organizations. Visit www.plgc.org.

Bernardo Gardeners Annual Garden Tour

April 21, 10am-3:30pm

Experience five gardens from large estate gardens to smaller patio gardens with emphasis on a variety of landscapes, native plants, roses, succulents, tropicals, plant propagation and garden decor. Tickets are \$15; proceeds benefit horticulture programs for students. Visit www.bernardogardeners.org or call 858-487-0771.

Point Loma Garden Walk

April 23, 10am-4pm

A self-guided tour of beautiful private residential gardens, this 10th Annual Garden Walk showcases homes in the historically rich neighborhoods of Point Loma. A fantastic garden boutique is included. Tickets are \$20; proceeds benefit the Craniofacial Services at Rady Children's Hospital, San Diego. Visit www.pointlomagardenwalk.com or call 619-518-8663.

Encinitas Garden Tour and Festival

April 30, 10am-5pm

This year's tour features well established gardens along picturesque tree-lined streets with historic architecture, including ocean and backcountry views. Mediterranean style gardens, succulent gardens, tropical gardens and gardens that beautifully blend a variety of styles are featured. Call 760-753-8615 or visit www.encinitasgardenfestival.org.

SDHS SPONSOR ↓

agri service inc building healthy soils

compost mulch soil



recycled from local greens

800 262 4167

El Corazon Compost Facility
 3210 Oceanside Blvd.
 Oceanside, CA 92056
 760 439 9920
 www.agriserviceinc.com



SDHS SPONSOR ↓

A New On-line Gardening Community Just For You!

www.theMulch.com is Southern California's newest and most innovative on-line gardening community.



Plant. Grow. Share.

- Connect with other gardeners who have similar interests.
- Access the most complete Gardening event calendar in Southern California.
- Get practical recommendations from local garden experts.
- Ask members and experts questions and get useful answers.

Visit theMulch.com today & join, it's free, easy & it's all about having fun!

SHARING SECRETS

This column is written by you, our members! Each month we'll ask a question, and print your responses the following month.

The question for this month was:

What are some ways to change or set up a new garden for handicapped or elderly people who still want to participate in some form of gardening? Do you use pots, special equipment, very tall raised beds, or other? (Thanks to Lenore Morines for suggesting this question.)

Lynn Ford said, "This is close to my heart as I am now in my 70s, and love to garden. I have a "throw pillow" which is 14" square and is solidly filled with kapok. I kneel on the pillow - both on concrete (walks) and on the ground. When the pillow gets too dirty, it gets thrown into the wash. I've worn out one pillow already, but they last for over a year, even with my weekly gardening. This gets me close to the earth where I can use a hand trowel to dig or Fiskars to clip stuff off with. The kapok stuffing makes it easy to kneel so you sink in a tiny bit but still have good support."

Lenore Morines shared a rose tip: "One idea I've used to lessen excessive bending is to grow some tree roses instead of short roses. The blooms are at shoulder height or slightly above and it is easier to reach to prune them than to do a lot of bending."

Barbara Naas wrote, "I have a 4' x 8' x 2' tall wood planter box that I use for vegetables. It could be for flowers or anything else you desire. I also have a 14" high raised bed along my property line made of stacked rock that I can sit on. This is used for annual flowers in front of mostly hydrangeas. This is all I have room for, but probably don't have the energy for more anyway. Be sure to have a flat, level path around the box for working ease and safety."

Cindy Sparks has done a lot: "I'm already planning for my elder needs. Several things I have done include:

- Swapped out round hose bib handles for the long bar kind, sort of like a bent stick. Much easier to grasp, with gloves or without.
- Moved the sprinkler controller to a location where the light is behind me and I can more easily read the little bitty print in the display window. Before, I had to squint into the incoming sunlight to read the little letters.
- Added a ramp on the path from the front yard to the back. Now I can more easily wheel my trash containers, mulch buckets, and bags of whatever, with fewer stairs to maneuver. I use a dolly for anything remotely heavy.
- Added three seating areas. I don't sit in them much yet, but they are very inviting. Someday I may be tired enough to actually sit in the garden on a nice day. I'm looking for nice thick cushions for extra comfort.
- Added a swing. I don't know how they ever fell out of favor. The front porch swing used to be a universal thing, but now you seldom see it. That's too bad, as it is good for aching backs, tired feet, and good for the soul to rock gently while enjoying the view. I have a high balcony, and they say the longer the fall, the more gentle the swing. It's true, that is a very good spot for the swing.
- Goal: a garden with minimum maintenance requirements, while still giving me all the performance and variety I want. It's a lofty goal, but now I consider maintenance before I pick new plants."

Susi Torre-Bueno said, "We have several raised beds and my 89-years-young mother-in-law grows herbs and veggies in one bed. It is made of inexpensive 8" high concrete blocks stacked two high, with an 8" tall redwood board at the top, making a 24" deep raised bed. The bottom is lined with hardware cloth to keep out the @#\$%^ gophers, then there is a 12" layer of rocks & gravel, then a layer of weed barrier cloth, and finally about 12" of growing medium. We used the soil-free mix of compost, peat moss and coarse vermiculite given in the book *All New Square Foot Gardening* and have had good results. A 5' tall trellis attached to one side allows us to grow climbing tomatoes or peas."

Cathy Tyłka told us, "I am one of those handicapped people and here are some things I do, so I can still garden. I limit myself to 20 min. at a time and make myself rest 20 min. after my activities. This really does help. Also, I only allow myself to do things I can do without pain. I can pot at a table. I can plant small containers, but need help with the digging of holes. I ask for help! (I hate that one.) If it's a big container, again I ask for help and do not move it by myself. I kneel when I'm pulling out grass, as there should be no grass in my garden. I have even been known to sit like a toddler and then turn to a crawl and then raise myself up, so I can still play in the garden. Some of these things may sound elementary, but try to remember to do them. It saves your back and pain."

Katrin Utt suggested, "large tall pots or square boxes. Persons in wheel chairs would be able to do a little gardening that way. I have a friend who is in a local retirement home. She has transformed a large cemented over community patio into a beautiful green and colorful garden consisting of containers which she and other former gardeners enjoy and help to maintain."

Pat Welsh had personal experience to share: "I have been somewhat disabled for many years with painful knees that make it difficult or impossible to stand for a long time. Despite this problem I am still gardening, though not as much as I used to. I have found many ways to garden: One is to use a long-reach, cut-and-hold pruner for deadheading climbing roses and for pruning bougainvillea. Several times a year I clip off the tips that have bloomed on my bougainvillea in order to stimulate it to create more fresh growth that will then bloom again. I have even sat in a wheelchair after a knee operation and put a trash barrel at the same distance from me as the length of the pruner so I can put all the trimmings straight into the barrel from the tip of the pruner after each cut. I use trash cans with movable handles. I cannot lift them, so I drag them on the ground from place to place. I also have many chairs and benches here and there throughout the garden and use a long-handled "winged weeder" to cultivate and weed. I tie a little spoon on the end of a stick to plant seeds or I simply toss seeds on the ground and rake them in. I have thrown fava beans on the ground and stuck them in with my cane. They all grew! The other day I was able to dig out a gopher hole, set a "Black Hole" (Don't get the "Black Box", it's no good) gopher trap into the hole and covered it with some leaves and earth while leaving the end open as one is supposed to do and I did all this while sitting in a chair. The next day I had caught my gopher. I spilled him out into the hole and covered him over with earth as a message to other gophers not to mess with this gimpy gardener! Yes, raised beds, high pots, and planter boxes are great also. I use all these."

Penelope West sent some great links: "While I have no personal experience with disabled gardening, I have looked at the demonstration

Continued on page 16

SDHS SPONSOR ↓

12755 Danielson Court
Poway, CA 92064
(858) 513-4900
FAX (858) 513-4790
Open 9-5, 7 days a week



3642 Enterprise Street
San Diego, CA 92110
(619) 224-8271
FAX (619) 224-9067
Open 8-5, 7 days a week

Free Garden Classes at both locations on Saturday mornings
www.walterandersen.com


SDHS SPONSOR ↓

MARIPOSA LANDSCAPE & TREE SERVICE INC

- Expert Tree Care
- Water Wise Irrigation
- Earth Friendly Landscaping

30 years in RSF & North County Area
(858) 756 2769
www.MariposaLandandTree.com
C-27 Lic #658986

SDHS SPONSOR ↓



Courtyard Pottery

142 S. Cedros Ave
(across from the Belly Up)
Solana Beach, CA 92075
ph **858.481.POTS (7687)**

10% DISCOUNT FOR SDHS MEMBERS

SDHS SPONSOR ↓

"It's the bible of local gardening."

**Pat Welsh's
SOUTHERN CALIFORNIA
ORGANIC GARDENING:
Month-By-Month**

COMPLETELY REVISED AND UPDATED
Available at select nurseries
and bookstores everywhere
Published by Chronicle Books
www.PatWelsh.com



SDHS Nametags

Sturdy magnet-back nametags are just \$8.50

Call Diana Goforth to order yours: (760) 753-1545. You can pay for these with your \$5 value Hort Bucks (see page 9).

SAN DIEGO
HORTICULTURAL
SOCIETY



Your Name Here

Save time, select trees with confidence!

Buy the book that garden magazines are crazy about!

"... a must-have ...for gardeners and landscape professionals." (*Sunset*)

"... a must-have for coastal and inland gardeners" (*California Garden*)

"...a valuable resource for ... gardeners" (*Pacific Horticulture*)

The perfect gift for anyone in Southern California!

Published by the San Diego Horticultural Society and photographed entirely in San Diego, this completely updated edition has details on 260 trees, over 500 color photos, and a handy color chart showing when the trees are in bloom and how large they get.

Only \$20 for SDHS Members
(pick one up at a meeting)

We can mail a copy for only \$5 - order now!

Send \$25 to:

San Diego Hort. Society
Attn: Book Order
P. O. Box 231869
Encinitas, CA 92023-1869

ORNAMENTAL TREES FOR MEDITERRANEAN CLIMATES

the trees of san diego



Photography by Don Walker
Text by Steve Brigham

Secrets Continued from page 15

gardens for the disabled at Wisley (Royal Horticultural Society garden in UK). Searching unsuccessfully for a picture on their website, I came across a great resource: Thrive – Carry on Gardening is a UK charitable organization that offers very comprehensive advice, suggestions, pictures, newsletters etc. Their website is: www.carryongardening.org.uk/default.aspx.

The following website looks like an excellent resource for special tools: www.gardentoolsforallseasons.com/disabled%20gardening.php."

Tynan Wyatt noted that, "clear and level pathways are important for increasing the ease of access for both elderly and handicapped gardeners. Along with this, make sure to have sufficient width to your pathways and, if steps are necessary, try to keep them at a uniform and manageable height per step. If possible, a slight slope might be more appropriate than steps."

The question for March is:

What materials have worked best for your hanging baskets and why? Member Portia Harloff relined her epi baskets with coir preformed basket liners last spring and the birds have robbed every basket at least half way down and some even more. Perhaps you have some alternatives to suggest.

Send your reply by March 5 to info@sdhortsoc.org 🐦

THANK YOU to these generous donors for our February Opportunity Drawing:

Plant Play Nursery

www.PlantPlayNursery.com

Mary McBride

La Jolla Succulents

www.lajollasucculents.com

Glorious Gardens Landscape

www.agloriousgarden.com

California Mycorrhiza

www.CaliforniaMycorrhiza.com

Multiflora Enterprises

www.multifloraplants.com

Evergreen Nursery, see page 2

Laird Plumleigh

www.lairdplumleigh.com

**Thanks to SoCalNurseryPlants.com
and Grangetto's (see page 21)
for Door Prize donations.**

February Plant Display

By Susi Torre-Bueno

What is the Plant Display?

Each month members bring in plants, cuttings or flowers and put them on our display tables. What a great way to see what plants grow well in our area. All plants are welcome – EVERYONE is invited to participate. We encourage you to write descriptions similar to those below, and put them with the plant on the Plant Display tables.

Digitalis purpurea COMMON FOXGLOVE
(Scrophulariaceae) W. Europe

Although all parts of this lovely short-lived perennial are poisonous, it is also useful as the source of digitalis, which is used for heart failure. Common foxglove is native to western Europe and is now naturalized in other parts of Europe, Asia, North Africa, Canada, and much of the US. PLANT WITH CARE: it self-sows freely and is known to be invasive. The dark green or white-wooly leaves are 5-10" long and mostly arranged in a basal rosette. For the first year, the plant develops its roots and stays in the basal rosette. In the second year, foxglove sends up one or more flowering stalks that can reach 3-5' in height. The 2" long tubular flowers may be purple, lavender, pink, white, cream or yellow, and often with purple and white spots or streaks on the inside of the corolla. Flowers are on one side of the spike only, and in most forms, they droop downward. They bloom for about 4 weeks in late spring and early summer (obviously earlier here in San Diego). Foxglove is very variable throughout its natural range, and several subspecies, varieties and forms have been named. [Sources: Floridata.com and others] (Sue Fouquette, El Cajon, 2/11) – S.T.B.

In addition to the plant described above, those below were also displayed.

What's that in front of the plant name? Plants marked 3 are fully described in the *Plant Forum Compilation* (see www.SDHortSoc.org for details on how to order this valuable reference tool).

Can you spot the phony plant this month? The phony plant in the February newsletter Cymbidium Splurge 'Shopping Spree' ORCHID.

3 *Cestrum aurantiacum* 'Bartley Schwartz' ORANGE CESTRUM
(Susi Torre-Bueno, Vista, 2/11)

Grevillea 'Bonfire' (Tom Biggart, El Cajon, 2/11)

Hakea (?) (Tom Biggart, El Cajon, 2/11)

Helleborus sp. or cv. HELLEBORE, LENTEN ROSE (?, 2/11)

Laelia anceps (Jim Wright, San Diego, 2/11)

3 *Leucojum aestivum* SUMMER SNOWFLAKE
(Sue Fouquette, El Cajon, 2/11)

3 *Narcissus* cv. DAFFODIL (Sue Fouquette, El Cajon, 2/11)

Hyacinthus orientalis HYACINTH (Sue Fouquette, El Cajon, 2/11)

Pelargonium 'Irvine' (Susi Torre-Bueno, Vista, 2/11)

Penstemon parryi PARRY'S PENSTEMON
(Susi Torre-Bueno, Vista, 2/11)

3 *Phygelius xrectus* 'Salmon Leap' (Susi Torre-Bueno, Vista, 2/11)

3 *Phygelius xrectus* 'Sardine Splash' (Garden Lover, Vista, 2/11)

3 *Prunus persica* 'Tropic Snow' PEACH
(Susi Torre-Bueno, Vista, 2/11)

Rhus integrifolia LEMONADEBERRY
(Pat Pawlowski, El Cajon, 2/11) – **SEE PAGE 4**

3 *Salvia urica* BLUE BUSH SAGE (Susi Torre-Bueno, Vista, 2/11)

See page 18 for How to Read these plant entries.

SDHS SPONSOR ↓



Solana Succulents

• Rare & Exotics • Container Gardens

Jeff Moore

355 N. Highway 101
Solana Beach, CA 92075

(858) 259-4568

www.solanasucculents.com

10% Discount for SDHS Members with this ad

SDHS SPONSOR ↓

You're Invited:

For the Best in Bamboo, Palms, Cycads & now featuring Aloe, Agave, and other succulents.

Visit our 4 Acre Display Garden and see the newest and most unusual flora from around the world, including our special Australian, New Zealand and South African collections.

10% discount for SDHS members

2498 Majella Rd, Vista

760-758-6181

www.BotanicalPartners.com



Home of
Bamboo
Headquarters

SDHS SPONSOR ↓

Sunshine Gardens

It's time to plant ... Come on Down!
We have just about everything the gardener in you is looking for:

- Bedding Plants ➤ Shrubs
- Citrus ➤ Houseplants
- Vegetables ➤ Fertilizers
- Soils ➤ Seed
- Trees ➤ Pottery

When you're here also visit
Elizabethan Desserts & Twigs by Teri

SUNSHINE GARDENS
ENCINITAS
155 Quail Gardens Drive
Encinitas
(760) 436-3244

www.sunshinegardensinc.com

Open 7 Days Monday-Saturday 7:00-5:00, Sunday 9:00-4:00

SDHS SPONSOR ↓

cedros gardens
SOLANA BEACH

- ❖ Edibles ❖ Succulents
- ❖ Fruit Trees
- ❖ Drought Tolerant Plants

Pesticide-free since 1993

330 South Cedros Avenue
Solana Beach, CA 92075
(858) 792-8640

10% discount for SDHS members www.CedrosGardens.com

HOW TO READ THE PLANT DISPLAY ENTRIES

[1] **Pastryrus dulcis** [2] 'Cheerio' [3] DONUT PLANT ([4] Pastryaceae)
 [5] 7-Eleven to Vons [6] This fast-growing annual produces copious quantities of distinctive edible fruit that is circular in shape with a central hole. The fruit resembles a donut, from which the common name derives. Provide ample moisture. ([7] Betty Crocker, San Diego, 5/96) — [8] K.M.

[1] Latin name (*Pastryrus dulcis*); **bold** names indicate plants with full descriptions.

[2] Cultivar ['Cheerio']

[3] Common Name [DONUT PLANT]

[4] Family [Pastryaceae]

[5] Distribution [7-Eleven to Vons]

[6] Description, comments, cultural directions [This fast-growing...]

[7] Name and city of member, date plant displayed [Betty Crocker, San Diego, 5/96]

[8] Initials of person who wrote description [K.M.] ✂

The Real Dirt On Continued from page 4

Vita's famous White Garden consisted of plants having only white, green, silver or gray colors. She favored Iceberg roses, artemisia, white tree peonies, white foxgloves, and white delphiniums, among other white, green, and gray plants. Vita grouped plants of varying heights and mass, and tried colors against each other until she was satisfied with the right combination.

The garden at Sissinghurst is now operated by the National Trust of England and open to the public. It epitomizes the English garden of the mid-20th century, and has influenced a generation of gardeners. Sissinghurst's garden became popular through a weekly column on gardening in *The Observer* written by Vita for fifteen years (beginning in 1946). According to Anne Scott-James, these articles, "did more to change the face of English gardening than any other writing since Robinson's *The English flower Garden*."

Vita Sackville-West, although not a professional gardener, came to form some firm principles. The first was ruthlessness. In her book, *A Joy of Gardening*, Vita writes, "Gardening is largely a question of mixing one sort of plant with another sort of plant, and of seeing how they marry happily together; and if you see that they don't marry happily, then you must hoick one of them out and be quite ruthless about it." The second principle was to not be too tidy in the garden, and let self-seeded plants grow where they naturally fall since wild flowers mixing with cultivated plants in a garden was not a disaster. Thirdly, there must be an architectural plan, a color plan, and a seasonal plan.

Today, Sackville-West is known more for her creation of the one-color garden at Sissinghurst than for the numerous books and poems that she wrote. She and Harold Nicolson created an enduring legacy, a haven of peace and beauty, for everyone to enjoy.

Member Linda Bresler is a certified landscape designer living in Poway. She specializes in drought-tolerant, low maintenance designs that provide four-season beauty. ✂

Wild With Natives Continued from page 4

outside my kitchen window. It was glorious.

Many types of beneficial insects visit the flowers of the lemonadeberry. Recently I observed honeybees rocking and rolling on the flowers, the bees' little hind legs encased in what looked like tiny yellow pantaloons, which were really pollen sacs. We stood eyes to eyes; who said bugs aren't cute? (Of course, if you are allergic to bee stings, you may not want to get that close; but remember that lemonadeberry's flowering season does not last too long anyway.)

So remember this recipe for a happy day: A glass of lemonadeberryade, a comfy outdoor chair and a lemonadeberry bush with its complement of fascinating wildlife visitors.

What a view! (And if you attract a Thrasher, music too!)




Photo: Michael Charters, calflora.net

Member Pat Pawlowski is a writer/lecturer/garden consultant who likes to chase butterflies. ✂

SDHS SPONSOR ↓



Nursery, Maintenance & Design

Unusual plants, pottery and gifts


10% discount for SDHS members

Barrels & Branches

Open daily 8am to 5pm
 1452 Santa Fe Drive, Encinitas
 (760) 753-2852
www.barrelsandbranches.com





NOW Available!



Learn the San Diego Floral Association history by reading articles written by the founding members and authors who came after them. **256 pages.** See pictures of members, flower shows, early magazine covers and other activities.

Enjoy the long history of our magazine. Available at SDFA office.





1650 El Prado #105,
 San Diego, CA
 92101-1684

\$30. *including tax*

GREAT GIFT IDEA!


February Meeting Report

We began our meeting with two Hot Hort Picks – outstanding plants briefly described by Mark Collins of Evergreen Nursery, which sponsors this component of our meetings. Mark described a carefree old favorite, *Clivia miniata*, a hardy orange- or yellow-flowering tuberous perennial perfect for dry shade. He also shared information about the Mickey Mouse Plant, *Ochna serrulata*, a drought-tolerant evergreen South African shrub for sun or shade. Thanks, Mark for donating these plants to our Opportunity Drawing.

Aenne Carver is an enthusiastic and creative proponent of plants that flower without much water, and she discussed dozens of waterwise “old fashioned favorites” and had fine images for each plant she showed us. Some of these tried-and-true plants are summer dormant, so it is important to grow them where you won’t miss them during the dry months. Some self-sow and one reason they’re favorites is because many are virtually pest-free and have been passed along from one gardener to another over generations.

Annuals are inexpensive to grow from seed, and Anne encouraged us to, “try wild color schemes.” Some should be sown in the fall, but many you can still try in this year’s garden. Among the dozen annuals we heard about, these are some standouts:

- Moss Ross (*Portulaca grandiflora*) is an easy succulent great for hanging baskets. The flowers come in a very wide color range and many bright shades. Can self-sow (gently).
- Cleome or Spider Flower (*Cleome hassleriana*) was grown by Thomas Jefferson. It is rabbit-proof and comes in white, pink and violet. Can self-sow enthusiastically.
- Larkspur (*Delphinium consolida*) is cousin to the larger Delphinium (*Delphinium* spp. and cvs.) and much easier to grow. Seeds planted in fall bloom here in spring, and the bright blue, pink or white flowers dry very well, so you can enjoy these delicate blooms over a long time.
- Strawflower (*Helichrysum bracteatum*) is very drought tolerant and pest-free, blooming with bright yellow or orange flowers in spring and summer. The dried flowers, “smell nice and repel moths.”



- Although not as popular as either annuals or perennials, biennials (which bloom the 2nd year from seed and then die) can also be an asset in low-water gardens.
- Hollyhocks (*Alcea rosea*) are tall, stately plants with single or double flowers in an exceptionally wide color range. Anne told us that many years ago they were often planted near outhouses. When a lady was visiting a friend and needed to use the facility, in order to avoid embarrassment she’d say, “I’d love to see your hollyhocks,” so as to know where the privy was.
 - Queen Anne’s Lace (*Daucus carota*), which is related to carrots (it has a long edible taproot, although not a tasty one), has flat heads of tiny white flowers. It is named for an English Queen Anne who loved to make lace.

Among the many perennials Anne described were some that are especially carefree and which could be right at home in many of our gardens.

- Milkweed (*Asclepias* sp.) is very drought-tolerant and available in a number of colors, depending on the species. Monarch butterflies love this plant.
- Daylilies (*Hemerocallis* sp. and cvs.) have large edible flowers and many can re-bloom during the year. Cut to the ground if they get rust and they’ll soon come right back.
- Heliotrope (*Heliotrope* sp. and cvs.) has sweetly scented white or violet flowers which turn to follow the sun during the day and turn east during the night to face the coming dawn. They are very drought-tolerant and almost never out of bloom. Anne also described a few vines, some of which aren’t often used and which are especially fun for kids.
- Love-in-a-Puff (*Cardiospermum halicacabum*) is a very light, delicate annual vine that has tiny white flowers that form translucent pale green 1” wide seed balls. Inside each ball are three round black seeds, each one marked with a perfect white heart.
- Hyacinth Bean Vine (*Dolichos lablab*) is a very low water fast-growing vine with large purple seed pods.

We also learned about very low-water roses (Lady Banks and Cecile Bruner), a variety of herbs (lemon verbena has edible flowers and leaves) and also bulbs (including re-blooming bearded iris and *Leucojum aestivum*, *Summer Snowflake*). In an entertaining change of pace, Aenne followed her slide presentation with a quick demonstration of how to make vintage perfume (cheap vodka is the key!), herbal cheese, and a salad dressing she said was, “worth the price of admission.” Here’s her recipe:

Savory Vinaigrette

3 tablespoons good apple cider vinegar

1 teaspoon grated orange zest

2 tablespoons freshly squeezed lemon juice

2-1/2 teaspoons Dijon mustard

2 tablespoons pure maple syrup

kosher salt to taste

1/2 teaspoon freshly ground black pepper

2/3 cup good olive oil

Combine all ingredients and whisk or shake to emulsify.

Thanks so much, Aenne, for reminding us that old gardens included plants that are well worth a place in today’s gardens. To learn more and to sign up for Aenne’s free monthly newsletter go to www.TheThriftyGardener.com. See page 16 for the names of those who generously donated plants and other goodies for our Opportunity Drawing and Door Prizes. 🌿

Classified Ads

FREE TO MEMBERS;
call Susi at
(760) 295-7089 for details.

NEED POTS?

Susi Torre-Bueno has lots of 4" and 1-gal plastic pots to give away free. Call 760-295-7089.

LIVING WALLS

Edibles, Succulents and Interiors

Your one source for design, installation and maintenance of green roofs, living walls and rain harvesting systems!

Call for a FREE estimate 858.430.0575

www.GreenScapedBuildings.com

greenscaped
BUILDINGS




SDHS members save
36% on subscriptions
to *Pacific Horticulture*

Only \$18/year brings you a
beautiful full-color magazine
all about West Coast gardening!

*Each fascinating issue has articles
on places to visit, unique gardens,
plant info, and lots more.*

To subscribe to this exceptional
publication send \$18 with your dues

**Pacific
Horticulture**



THE PLANT MAN

Specializing in Rare & Unusual Succulents & Cacti, Tropicals, Tillandsias, Crested & Variegated Plants, Caudiciform Succulents and other Abnormalities of the Plant World. Unique Handbuilt Ceramics, Vintage Pottery, Great Rocks & Garden Art.

2615 Congress Street
Old Town - San Diego

Hours: Noon to 6 pm, Wednesday thru Sunday
(619) 297-0077

10% off for all S.D. Horticultural Society Members

Pearson's Gardens

SAN DIEGO'S TRADITIONAL HERB FARM



*Cultivating
Herbs,
Gourmet Vegetables,
Scented Geraniums,
Sages, Lavenders
for Your Gardens*

(760) 726-0717

1150 Beverly Dr., Vista, CA PearsonsGardens.com

Bring a plant or
cutting to display at
our March 14
meeting.

25 Years Experience in So. California



Daniel F. E. Cannou
Consulting Horticulturist

Sunset Horticultural Services
(760) 726-3276

Professional solutions to problems
with plants, soil and irrigation

Landscape renovation
Complete landscape care

SDHS SPONSOR ↓



Weidners

The Garden Show Place

GARDEN COLOR!

Open March 1st through Labor Day

Six days a week ~ Closed Tuesdays
Open 9:00 - 5:00

Flowering Plants ~ Succulents
Perennials ~ Bedding Plants

East of I-5 between
Leucadia & La Costa exits

(760) 436-2194

www.weidners.com

Now on Facebook!

SDHS SPONSOR ↓

www.grangettos.com



Quality Products - Expert Advice Friendly Service

- Plant Food
- Amendments & Mulch
- Seed & Sod
- Veggie & Flower Packs(Seasonal)
- Garden Tools
- Irrigation Supplies
- Pest & Disease Control
- Rodent Control
- Bird Food & Feeders
- Frost Protection Products

◆ **Organic Products and Water Saving Devices!**

Helping Your Garden Grow

Since 1952

Farm & Garden Supply
Grangetto's

Escondido
1105 W. Mission Ave
760-745-4671

Fallbrook
530 E. Alvarado St.
760-728-6127

Valley Center
29219 Juba Road
760-749-1828

Encinitas
189 S. Rancho Santa Fe
760-944-5777

Join our
Preferred Program
for **FREE** and **SAVE!**
Get the details at
Grangettos.com

Let Us Help You Take Your Next Garden Project From Start to Finish!

San Diego Horticultural Society
P.O. Box 231869
Encinitas, CA 92023-1869

Nonprofit Organization
U S Postage
PAID
Encinitas, CA 92024
Permit No. 151

Change Service Requested



Herb Festival, Spring Plant Sale, AND Tomatomania®

March 19 and 20 • 9 AM – 5 PM



We are happy to announce that Susan Belsinger will be our honored guest at this year's Herb Festival. Susan is a culinary herbalist, educator, food writer, and photographer whose articles and photographs have been widely published. She has co-authored several best-selling, award-winning cookbooks. Another book, *the creative herbal home*, co-authored with Tina Marie Wilcox, is the second in the living with herbs series published by herbspirit. Susan will give a program each day at 1 PM.

- Guided Tours of the Herb Garden
- Speakers on Garden and Herb-related Topics
- Herbal Marketplace
- The A-Z of Herbs Information Booth
- Spring Plant Sale
- Tomatomania® with Plenty of Hybrid Tomato Seedlings

Kids crafts, community art project, and botanical printers, both days, 11 AM - 2 PM.

Cost: Free with admission or membership



230 Quail Gardens Drive
Encinitas CA 92024
760/ 436-3036

www.SDBGarden.org

CACTUS AND **S**UCCULENT **S**OCIETY OF **A**MERICA
2011 CONVENTION SALE

Hosted by the San Diego Cactus and Succulent Society

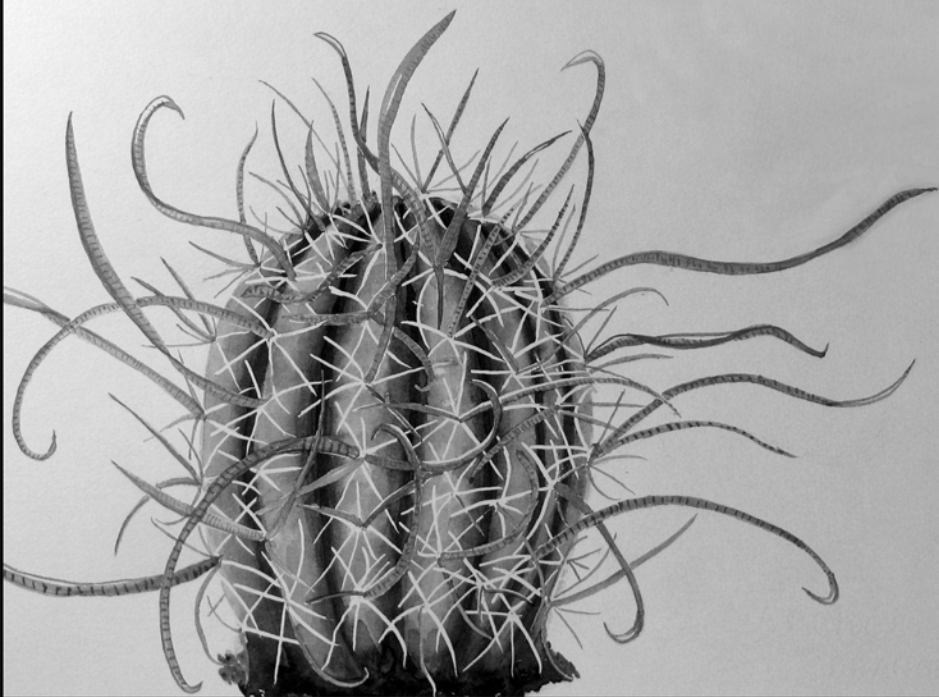
Open to the Public

April 26 – 28, 2011

12:00 noon – 8:00 p.m.

For more information go to www.sdcss.net

Over 25 vendors from across the country



*Plants
Pottery
Books
Artwork*

**San Diego Marriott Mission Valley
8757 Rio San Diego Drive**

Join us for... Morning Glory Jazz Brunch



Frog © 2005 Deborah Gile

**Saturday, April 16, 2011
10am-2pm**

**Come and Enjoy a
Delicious
Champagne Brunch in
St. Madeleine's
Organic Garden
Featuring
Live Jazz Music by the
Jason Weber Quartet**

***Arts Alive*
By Jasmine Creek Florist**

**Live Auction
Opportunity Drawing
Annual Frog Race
Shopping!**



**St. Madeleine
Sophie's Center**
Serving Adults With Developmental Disabilities

**2119 East Madison Avenue
El Cajon, CA 92019**

**For more Information and Tickets Contact:
Karen Amoroso 619.442.5129, ext. 117 or kamoroso@stmisc.org
Visit our Web Site, www.stmisc.org**

FREE PARKING • FREE ADMISSION • FREE PARKING • FREE ADMISSION

Plant Sale • Horticulture Demonstrations • Animal Encounters • Live Music • Garden Clubs

Plant Sale • Water Smart Gardening • Ask the Experts • Arts & Crafts • International Food



~spring garden festival

Saturday, April 9, 2011
9am to 4pm
Cuyamaca College



CUYAMACA
• COLLEGE •



900 Rancho San Diego Pkwy., El Cajon, CA 92019

www.cuyamaca.edu/springfest

FREE PARKING • FREE ADMISSION • FREE PARKING • FREE ADMISSION

What's Happening? for March 2011

The SDHS is happy to publicize items of horticultural interest. See other side for resources & ongoing events.

Send calendar listings by the 10th of the month before the event to Neal King at calendar@sdhortsoc.org.

▼ SDHS Sponsor

Anderson's La Costa Nursery & Garden Design Center

- ♦ Full Service Nursery & Garden Design Center
- ♦ Over 200 Running Fountains
- ♦ Trees, Shrubs, Vines, Succulents
- ♦ Huge Greenhouse For Indoor Plants
- ♦ Large Selection of Pottery & Statuary
- ♦ Benches & Trellises
- ♦ Professionals to Answer Your Questions
- ♦ Exquisite New Gift Shop

.....Expect the Unusual



www.AndersonsLacostaNursery.com

Hi & welcome to March in the Garden:

March is one of the best times of the year to plant most trees, shrubs, vines and groundcover in your garden. Be certain to group plants according to their water needs, their sun/shade requirements and soil type needs. A thick layer of organic mulch, averaging about 2", should be maintained on top of the soil nearly year-round. This is an excellent month to add additional mulch as needed to maintain this level. This organic mulch layer will cool the root systems from the hot temperatures ahead, reduce irrigations, reduce weed problems, and improve both soil life and soil quality.

Lots of plants arrived for March – what a great planting month. Here's just a sampling of some great drought tolerant choices – this month focus on Ceanothus and Grevillea:

Ceanothus

- ❖ *Ceanothus maritimus* 'Valley Violet'. To 2' tall and 4' wide clusters of dark-violet flowers bloom in spring; attracts beneficial insects.
- ❖ *Ceanothus* 'Yankee Point'. Fast growing – 2'-3' tall with a 10' spread.
- ❖ *Ceanothus* 'Ray Hartman' - Fast growing, mounding to 16'-20' tall by about as wide. Large, rounded smooth dark green leaves and medium blue flowers in 6" long spikes.
- ❖ *Ceanothus* 'Centennial' - A mounding groundcover to about 1' tall by 5'-6' wide. Small, shiny dark green leaves and round dark blue flower clusters.
- ❖ *Ceanothus griseus* 'Bamico': Mounding to 4' with a 6' spread. Similar to 'Yankee Point', but not as wide spreading and with larger leaves. Flower buds are dark with silvery highlights and open into clear blue flowers.
- ❖ *Ceanothus* 'Concha' - Arching branches to 8' tall by 10' spread. Small dark green leaves and deep blue flower clusters that emerge from reddish buds in spring.

Grevillea

- ❖ *Grevillea* 'Ruby Clusters'. It grows at least 6' tall and broader than tall. The trunks are profusely branched, and narrow, pointed 3" leaves. Though seldom completely out of bloom, it gives its most lavish display in early spring, with large deep red, pendant flower clusters.



We're on Facebook! "Like" us for info and news as it happens. You'll find us under Andersons La Costa Nursery.

Continued on other side

The Water Conservation Garden (other side has contact info)

- Mar. 1, 6:30-8:30pm, Hillside Gardening:** Members: \$15; Non-Members \$25. Online pre-registration and payment is required.
- Mar. 5, 9am-noon, Member Plant Sale:** 20% discount on garden art & most plants from the Garden's nursery.
- Mar. 5, 9am-4pm, Designing Container Gardens with Succulents:** Non-Members \$15. Register on-line.
- Mar. 6, noon, Ask the Horticulturist Tour:** FREE tour.
- Mar. 10 (Ramona Library) or March 17 (Fallbrook Library), 6:30pm, After the Lawn is Gone:** Free; register online or call (629) 660-0614x10.
- Mar. 16, 9-10am, Drought Tolerant Exotics:** Plants from around the world. Members free; non-members \$5. Register online.
- Mar. 19, 9-noon, Heirloom Tomato Strategies, 300 plants for sale:** Non-Members \$5. Register on-line.
- Mar. 22, 6:30-8:30pm, Secrets of the Best Garden Designs:** Members: \$20; Non-Members \$30. Online pre-registration and payment is required.
- Mar. 26, 10am-noon, Vegetable Gardening the Organic Way:** Members: \$20; Non-Members \$30. Online pre-registration and payment is required.

San Diego Botanic Garden (see other side for contact info)

See back cover and page 8 for more upcoming events

- Mar. 12, 9am-4pm: Waterwise Gardening from the Ground Up.** Members \$80, non-members \$100. Incl. lunch, register by Mar. 8.
- Mar. 26, 9am-noon: Build your own Hydroponic Spring Garden (and take it home with you).** Members \$70, non-members \$90. Register by Mar. 23.

Walter Andersen Nursery FREE Saturday Classes:

- | | 9:00am Point Loma Nursery: | 9:30am Poway Nursery: |
|---------|-----------------------------------|-----------------------|
| Mar. 5 | Citrus & Avocado Varieties & Care | Herbs |
| Mar. 12 | Spring Veggies | Spring Veggies |
| Mar. 19 | General Orchid Care | Water Gardening |
| Mar. 26 | Trees for San Diego Landscap | Spring Color |

Details at www.walterandersen.com; addresses in ad on page 15

Evergreen Nursery FREE Seminars

TOPIC: March 5, 10am – Choosing & Caring for Fruit Trees
Carmel Valley and Oceanside Nurseries (see map on page 2)
Details at www.evergreennursery.com/seminar-schedule-2011

Cedros Gardens, Saturday 10am classes:

Details at www.cedrosgardens.com; address in ad on page 17.

Grangetto's Farm & Garden Supply FREE Workshop & BBQ:

TOPIC: Planting & Care of Spring Veggies
Mar. 5: Escondido; Mar. 19: Fallbrook; Mar. 26: Encinitas; Apr. 2: Valley Center
Details at www.grangettos.com; addresses in ad on page 21.

Mar. 1, 6:30pm, San Diego County Orchid Society: Orchid genetics. FREE. Room 104, Casa del Prado, Balboa Park. Info: sdhorchids.com.

SPRING HOME/GARDEN SHOW

March 4-6 – See pages 3 & 5

Mar. 4, 1:30pm, Vista Garden Club: What to do with Your Hands to Grow Roses. Senior Center, 1400 Vale Terrace, Vista. See vistagardenclub.org.

Mar. 9, 9am, Poway Valley Garden Club: Attack of the root weevil. Templars Hall, Old Poway Park, Poway. For info see powayvalleygardenclub.org or call (858) 672-0459.

Mar. 9, 10am, Point Loma Garden Club: Growing heirloom tomatoes. Portuguese Hall, 2818 Avenida de Portugal, SD. Free. See www.plgc.org.

Mar. 9, noon, Ramona Garden Club: The right plants for drastically changing temperatures. 524 Main St., Ramona. See RamonaGardenClub.com.

March 10, Third Sustainable Urban Landscape Conference: See cuyamaca.edu/ohweb.

Mar. 10, 7:30pm, Southern Calif. Hort. Society: Experiencing Guadalupe Island's rare plants. Friendship Auditorium, 3201 Riverside Dr., Los Angeles. Non-members \$5. See socalhort.org.

Mar. 12, 10:30am, Sunshine Gardens FREE Talk: Spring Veggies & Color. 662 Encinitas Blvd, Encinitas. See sunshinegardensinc.com; ad page 17.

Mar. 13, 1-3pm, San Diego Iris Society: Pacific Coast Iris. FREE. 9906 Main Ave., Lakeside. Details at <http://sites.google.com/site/sandiegoirissociety>.

Mar. 13, 1:30pm, American Begonia Society: Plants of Sherman Gardens Olivenhain Meeting Hall, 423 Rancho Santa Fe Rd, Encinitas. Info (760) 815-7914.

**March 14, 6:00pm – SDHS Meeting
Green Roofs & Living Walls
See page 1**

Mar. 15, 6:30pm. California Native Plant Society: Natives for wildlife: birds and also San Diego County Plant Atlas project. Balboa Park, Casa del Prado, Room. 104. Info cnpssd.org or (619) 282-8687.

Mar. 17, 1pm. Bernardo Gardeners Garden Club: Plants to bring birds & butterflies. Oaks North Community Center, 12578 Oaks North Dr., Bernardogardeners.org or (858) 672-2454.

Mar. 22, 2pm Lake Hodges Native Plant Club: Succulents. 17110 Bernardo Center Drive, San Diego. See lhnc.org or call (858) 487-6661.

Mar. 23, 6pm, Mission Hills Garden Club: Crawford High School's extraordinary gardening program. First Church of Christ, 4070 Jackdaw, San Diego. For info See missionhillsgardenclub.org or call (619) 507-1485.

Mar. 23, 7pm, California Rare Fruit Growers: Deciduous fruit tree grafting. Balboa Park, Casa del Prado, Rm 101. See crfgsandiego.org

Mar. 26, 4:30pm, South Bay Botanic Garden Walk: Learn to grow many kinds of veggies in a small space. Main entrance gate near the 1802 building, Southwestern College, 900 Otay Lakes Rd., Chula Vista. Parking is free in Lot E. \$3 is suggested. See southbaybotanicgarden.org or call (619) 421-6700.

Mar. 26, noon, Palomar Cactus & Succulent Society: Joslyn Senior Center, 724 N. Broadway, Escondido. Info (760) 741-7553.

Mar. 26, 11am-4pm, Agua Hedionda Lagoon Foundation: Water Day Festival: fun-filled educational family event packed with interesting activities. 1580 Cannon Road, Carlsbad. See aguahedionda.org.

Master Gardener Spring Home Gardening Seminar

Apr. 2, 7:30am-3:15pm, A FABULOUS LEARNING EXPERIENCE; only \$15/class, \$40/3 classes.

See mastergardenerssandiego.org/seminar/index.php

SDHS Garden Tour

Take a Botanical Odyssey

March 26 – 9am to 4pm

See page 7 to pre-order tickets ASAP and save \$9!

Resources & Ongoing Events

SAN DIEGO BOTANICAL GARDEN (formerly QUAIL BOTANICAL GARDENS): Open daily 9-5 (closed Thanksgiving, Christmas, New Year's Day); 230 Quail Gardens Dr., Encinitas. Fee: \$12/adults, \$8/seniors, \$6/kids; parking \$2. Free to members and on the first Tuesday of every month. (760) 436-3036; www.SDBGarden.org.

WATER CONSERVATION GARDEN: Open 9-4 daily, free. Docent-led tours every Saturday at 10:00am. 12122 Cuyamaca College Drive West, El Cajon, (619) 660-0614 or www.thegarden.org

MISSION TRAILS REGIONAL PARK: Guided hikes Wed., Sat. & Sun. Visitor Center open 9-5, off Mission Gorge Rd., San Carlos, (858) 668-3275.

MASTER GARDENER HOTLINE: Gardening questions answered by trained volunteers Mon.-Fri., 9-3, (858) 694-2860, www.mastergardenerssandiego.org

SAN ELIJO LAGOON CONSERVANCY: Free 90-minute public nature walk 2nd Saturday of each month start at 9:00 am. Call (760) 436-3944 for details.

DESERT WILDFLOWER HOTLINE: Anza-Borrego Desert State Park: (760) 767-4684. For information, events, road conditions, etc. call (760) 767-5311 or visit <http://desertusa.com/wildflo/wildupdates.html>.

WILDFLOWER HOTLINE: March to May call the Theodore Payne Foundation hotline: (818) 768-3533 for info. on blooms in So. California and elsewhere; visit <http://theodorepayne.org>

BALBOA PARK:

Offshoot Tours: Free 1-hr walking tour in Balboa Park every Sat., 10am. Meet at Visitors Center; canceled if rain or less than 4 people. (619) 235-1122.

Botanical Building is one of the world's largest lath structures, with 1200+ plants and lavish seasonal displays. Open Friday–Wednesday, 10am to 4pm.

Botanical Library. Room 105, Casa del Prado, Mon.-Fri. and first Sat., 10am-3pm, (619) 232-5762.

Japanese Friendship Garden: Tues. to Sun., 10-4. Fees: free 3rd Tuesday; \$5/family; \$2/adult, \$1/seniors/students; (619) 232-2721. www.niwa.org

Canyoneer Walks: Free guided nature walks Saturday & Sunday. (619) 232-3821 X203 or www.sdnhm.org

Balboa Park Ranger Tours: Free guided tours of architecture/horticulture, Tuesdays & Sundays, 1pm, from Visitors Center, (619) 235-1122.

S.D. Natural History Museum: Exhibits, classes, lectures, etc. (619) 232-3821; www.sdnhm.org

S.D. Zoo: Garden day 3rd Friday of every month from 10am. Pick up schedule at entry. Info: (619) 231-1515, ext 4306; www.sandiegozoo.org

Garden TV and Radio Shows

GardenLife Radio Show (national). Saturday from 8-9am and Sunday from 8–10am. KCEO 1000AM radio, hosts Bruce and Sharon Asakawa, John Bagnasco. Call-in questions: 866-606-TALK. If your local station does not carry GardenLife, hear it streaming live on lifestyletalkradio.com. GardenLife shows are also archived at lifestyletalkradio.com

Garden Compass Radio Show (local). Saturday from 9–10am. XEPE 1700AM radio, hosts Bruce and Sharon Asakawa, John Bagnasco. Call-in questions: (619) 570-1360 or (800) 660-4769.

❖ *Grevillea lanigera* 'Coastal Gem' - A low spreading shrub that grows to 1' tall by 4'-5' across with crowded narrow grayish-green leaves on flat to slightly arching stems. Tight clusters of pinkish-red and cream spidery flowers. Great for attracting nectar feeding birds.

❖ *Grevillea thelemanniana* "Hummingbird Bush". Small, upright and graceful shrub to 5' tall with soft, fine gray green leaves that are slightly hairy and spidery clusters of red flowers that form at the ends of the branches off and on throughout the year.

❖ *Grevillea rosmarinifolia* (dwarf form). It is a compact shrub, under 4' tall and broader than tall. The stems are clothed in short bright green needle-like leaves and covered from fall to early spring by dense clusters of pink and cream flowers.

❖ *Grevillea lanigera* 'Jade Mound'. Small grey leaves, to 2' tall.

We are starting to carry more 4" and Quart size starter shrubs. For example:

❖ *Lomandra longifolia* 'Breeze'. This evergreen perennial has narrow deep green leaves reaches to 2'-3' tall and spreads to about the same. Its light green, thick, strap-like leaves are accented by spiny flower spikes with tiny creamy yellow flowers, lightly scented like sweet honey in the afternoon. It is tolerant of a wide range of conditions and requires little to no maintenance once established. Sun or shade. It is drought tolerant once established but can also handle regular irrigation or even wet soils.

❖ *Hebe andersonii* "Variegated Hebe" – wide margins of creamy/white foliage. Really stands out when planted with a dark foliage plant. Gets 3'-4' tall and wide

❖ *Euphorbia* 'Rudolph'. This great evergreen plant goes through radical seasonal color changes. Long-lasting, lime-green to acid-yellow flowers appear in mid-spring over the purple-mahogany foliage. This plant is an excellent groundcover for difficult, shady sites, is reliable and very easy to grow. Gets 3'-4' tall and wide.

Now to get you out in the garden:

General: March is a great time to plant shrubs and trees. Planting in early spring gives the plants a chance to get their roots established before the summer heat kicks in.

Hydrangeas: Hydrangeas should be waking up from the winter months. Apply a moderate feeding. Do not prune hydrangeas at all this time of the year. Hydrangeas bloom on one-year-old stems. Pruning now will eliminate most of the flowers.

Fertilize Most Plants: As the weather warms plants are raring to grow but rain may have leached much of the nitrogen they need from the soil. Give all your hard-working permanent plants a boost with a little granulated fertilizer high in nitrogen. Annual and perennial flowers, all types of turf grass, container plants, houseplants, and citrus and avocado trees will welcome food now.

Thin Fruit Trees: Begin thinning apples, pears, and stone fruits when they are about ½" in size. Space them 4"-6" apart or leave one fruit per spur. Apply your first feeding this month as soon as you see the buds beginning to swell, but before the flowers open.

Avocados: Avocados are waking up now and new leaves are usually filling out on the tree as many of the older leaves from the previous year have already dropped. This is the first really good month for planting avocados.

Beware!! – Snails: Look for them hiding under strap-leaved plants like agapanthus and daylilies during daylight hours. An excellent slug and snail control option is "Sluggo," which is both pet and wildlife safe (unlike most snail baits, it is Iron Phosphate based).